

Wednesday 6:30 pm

Cityview Lanes

Lanes 999 - 0

***** No points were awarded last week! *****

***** Have FUN! No points awarded this week! *****

USBC Certification:

President: Andrew Brimberry abrimberry@gmail.com
 Vice President: Denis Muilenburg dmuilenburgjr@yahoo.com
 Secretary/Treasurer: Rochelle Greener rogreener@aol.com
 Sergeant at Arms: David Willis davjlm@sbcglobal.net

View Standings on the Web

Visit LeagueSecretary.com - This league's ID number is 88503
 View standings, bowler history, statistics and more. Also check out the Mobile App.
 Visit bowl.com - This league's ID number is 30712



Fall 2023 - 2024 First and Second Half Winner: Split Happens

Points won by your name indicates the number of games over average.

Summer league starts on June 5, 2024.

If you aren't feeling well, please stay home.

Lane Assignments

[1-2](#) [3-4](#) [5-6](#) [7-8](#) [9-10](#) [11-12](#) [13-14](#)
 TB2 05/15 Tie-Breaker Scores Tie-Breaker Scores count- Start Lane - 1

[15-16](#) [17-18](#) [19-20](#) [21-22](#) [23-24](#) [25-26](#)
 TB2 05/15 Tie-Breaker Scores Tie-Breaker Scores count- Start Lane - 1

Team Standings

Place	#	Team Name	%Won	Points Won	Points Lost	UnEarned Points	Y-T-D % WON	Year-To-Date WON	Y-T-D LOST	Games Won	Scratch Pins	Pins + HDCP
1	20	Split Happens	68.4	93	43		65.1	177	95	35½	76208	87176
2	25	Odd Balls	61.8	84	52		55.1	150	122	30	77596	88759
3	14	Phuket	61.0	83	53		61.4	167	105	30	79680	89076
4	4	3 Lefts Makes a Right	60.3	82	54		49.6	135	137	30	62611	87145
5	18	MOJO	58.8	80	56		56.6	154	118	29	81992	88690
6	26	Benchwarmers	58.8	80	56		53.5	137	119	29	60336	77034
7	12	Charlie's Chargers	56.6	77	59		53.3	145	127	28½	80020	89995
8	6	Double Trouble	53.7	73	63		54.8	149	123	28½	73210	88486
9	10	Better Chance	52.9	72	64		55.9	152	120	26	77000	89288
10	5	Fantastic Four	52.9	72	64		49.3	134	138	28	71911	87874
11	19	Pop and Prodigies	52.2	71	65		55.5	151	121	25½	78253	88855
12	2	Deuces For Life	51.5	70	66		53.7	146	126	27	83953	89083
13	17	The Complete Backyard	48.5	66	70		51.5	140	132	26	76845	87837
14	15	Nothing Special	48.5	66	70		48.9	133	139	23	57424	87445
15	8	Talent To Spare	48.5	66	70		47.8	130	142	24	63694	87184
16	7	Bar Association	47.1	64	72		53.7	146	126	24	59400	88107
17	13	Miller Time	47.1	64	72		48.5	132	140	24	73486	87841
18	23	Give Me A Break	47.1	64	72		43.4	118	154	25	61719	83772
19	9	No Chance	46.3	63	73		51.5	140	132	25	74576	87992
20	1	Malfunction	44.1	60	76		44.1	120	152	22	64989	87099
21	16	Bowl-a-Holics	44.1	60	76		39.3	107	165	22	67589	86675

Place	#	Team Name	%Won	Points	Points	UnEarned	Y-T-D	Year-To-Date	Y-T-D	Games	Scratch	Pins + HDCP
				Won	Lost		Points	% WON	WON		LOST	
22	3	Stealth Strikers	39.7	54	82		42.6	116	156	21	73017	87030
23	21	Miller Ranch Hands	39.0	53	83		37.9	103	169	19½	55946	85763
24	11	Gutter Chaos	38.2	52	84		46.3	126	146	22	73071	87908
25	22	Here 4 Fun	33.8	46	90		46.0	125	147	19	66539	86675
26	24	Back Again	33.1	45	91		34.9	95	177	16½	54821	83606

Review of Last Week's Bowling.....

Lanes	Team Name	HDCP	HDCP	HDCP	HDCP	Last Wk		Team Name	HDCP	HDCP	HDCP	HDCP	Last Wk
		-1-	-2-	-3-	Total	WON			-1-	-2-	-3-	Total	WON
1-2	Phuket	0	0	0	0	0	<--->	Split Happens	0	0	0	0	0
3-4	Stealth Strikers	0	0	0	0	0	<--->	3 Lefts Makes a Right	0	0	0	0	0
5-6	Fantastic Four	0	0	0	0	0	<--->	Double Trouble	0	0	0	0	0
7-8	Bar Association	0	0	0	0	0	<--->	Talent To Spare	0	0	0	0	0
9-10	No Chance	0	0	0	0	0	<--->	Better Chance	0	0	0	0	0
11-12	Gutter Chaos	0	0	0	0	0	<--->	Charlie's Chargers	0	0	0	0	0
13-14	Miller Time	0	0	0	0	0	<--->	Malfunction	0	0	0	0	0
15-16	Nothing Special	0	0	0	0	0	<--->	Bowl-a-Holics	0	0	0	0	0
17-18	The Complete Backya	0	0	0	0	0	<--->	MOJO	0	0	0	0	0
19-20	Pop and Prodigies	0	0	0	0	0	<--->	Deuces For Life	0	0	0	0	0
21-22	Miller Ranch Hands	0	0	0	0	0	<--->	Here 4 Fun	0	0	0	0	0
23-24	Give Me A Break	0	0	0	0	0	<--->	Back Again	0	0	0	0	0
25-26	Odd Balls	0	0	0	0	0	<--->	Benchwarmers	0	0	0	0	0

Last Week's Top Scores

Men	Scratch Game	Scratch Series	Handicap Game	Handicap Series
		279 Andrew Brimberry	802 Andrew Brimberry	280 Andrew Brimberry
	<u>Weekly Game Over Average</u>		<u>Weekly Series over Average</u>	
	<u>Game - Avg=Difference</u>		<u>Series - Avg=Difference</u>	
Men	279 - 218=61 Andrew Brimberry		802 - 654=148 Andrew Brimberry	

Women

Last Week's Top Game Scores

Men	Game 1 SCR	279	Andrew Brimberry
Men	Game 2 SCR	267	Andrew Brimberry
Men	Game 3 SCR	256	Andrew Brimberry
Men	Game 1 HDCP	280	Andrew Brimberry

Last Week's Top Game Scores - Continued

Men Game 2 HDCP 268 Andrew Brimberry

Men Game 3 HDCP 257 Andrew Brimberry

Season High Scores

Team Scratch Game		Team Scratch Series		Team Handicap Game		Team Handicap Series	
973	Deuces For Life	2838	Deuces For Life	1059	Split Happens	2961	Deuces For Life
958	Split Happens	2649	Split Happens	1043	Charlie's Chargers	2952	Split Happens
945	Phuket	2624	Phuket	1038	Odd Balls	2951	Double Trouble
940	Charlie's Chargers	2603	MOJO	1034	Phuket	2917	Benchwarmers
932	MOJO	2594	Charlie's Chargers	1034	The Complete Backyard	2894	Charlie's Chargers
922	The Complete Backyard	2513	Double Trouble	1022	Fantastic Four	2891	Phuket
913	Odd Balls	2513	Odd Balls	1020	Double Trouble	2888	Odd Balls
891	Better Chance	2497	Pop and Prodigies	1020	No Chance	2823	No Chance
890	Fantastic Four	2444	Better Chance	1019	Better Chance	2821	Gutter Chaos
890	No Chance	2433	No Chance	1014	Deuces For Life	2812	Pop and Prodigies
875	Pop and Prodigies	2428	Benchwarmers	1005	MOJO	2810	Miller Time
874	Double Trouble	2414	Miller Time	1005	Benchwarmers	2792	Bar Association
870	Stealth Strikers	2405	The Complete Backyard	999	Miller Time	2786	Better Chance
870	Miller Time	2389	Stealth Strikers	995	Stealth Strikers	2783	MOJO
842	Benchwarmers	2368	Gutter Chaos	987	Gutter Chaos	2776	Talent To Spare
836	Gutter Chaos	2318	Fantastic Four	982	Talent To Spare	2769	Nothing Special
792	Bowl-a-Holics	2208	Bowl-a-Holics	978	Bar Association	2766	Here 4 Fun
784	Here 4 Fun	2178	Here 4 Fun	976	Pop and Prodigies	2764	Stealth Strikers
763	Give Me A Break	2164	Talent To Spare	975	3 Lefts Makes a Right	2762	Bowl-a-Holics
750	Talent To Spare	2116	Give Me A Break	974	Here 4 Fun	2745	Fantastic Four
728	3 Lefts Makes a Right	2052	Malfunction	974	Give Me A Break	2741	The Complete Bac
722	Malfunction	1994	Bar Association	972	Bowl-a-Holics	2741	Give Me A Break
709	Bar Association	1958	3 Lefts Makes a Right	971	Back Again	2727	Malfunction
687	Nothing Special	1893	Nothing Special	969	Nothing Special	2724	Miller Ranch Hand
680	Back Again	1848	Miller Ranch Hands	960	Miller Ranch Hands	2681	3 Lefts Makes a Ri
Scratch Game		Scratch Series		Handicap Game		Handicap Series	
Men	300 Marshall McNeese	802	Andrew Brimberry	328	Chris Hamilton	849	Earl Pruett
	300 Bill Lane	789	Ben Ross	327	Bill Lane	846	Cody Stafford
	300 Dave Schiell	783	Jim Greener	323	Noah Hudson	816	Dale Farris
	300 Ben Ross	780	Trey Castor	322	Dale Farris	816	Ben Ross
	297 Chris Hamilton	769	Joshua Gibbs	313	Marshall McNeese	813	Kevin Bankston
	289 Andrew Brimberry	768	Earl Pruett	313	Earl Pruett	813	Anthony Young
	289 Trey Castor	758	Dave Schiell	313	Cody Stafford	810	Jim Greener
	288 Dale Farris	755	Greg Case	310	Dave Schiell	810	Greg Case
	288 Chris Penning	753	Kevin Bankston	309	Ben Ross	807	Trey Castor
	287 Noah Hudson	750	Craig Schiell	306	Tyson Akers	807	Mike Martin
	286 Joseph Rodriguez	749	Skip Sand	305	Michael Griffith	805	Andrew Brimberry
	286 Kevin Bankston	744	Anthony Young	305	Morgan Halbert	795	Allan Werner
	286 Earl Pruett	741	Cody Stafford	304	Casey Morris	793	Larry Story
	279 Donald Smallwood	735	Allan Werner	303	Keith Galloway	793	Matt Hertel
	279 Joshua Gibbs	735	Chris Penning	302	David Willis	791	Patrick Childers
	279 Greg Case	733	Jay Rux	302	Chris Penning	789	Craig Schiell
	279 Patrick Childers	727	Charlie Richardson III	301	Kevin Bankston	788	Dave Schiell
	278 Anthony Young	727	Joseph Rodriguez	301	Anthony Young	788	Will Foldi
	278 Cody Stafford	716	Joshua Rodriguez	301	Patrick Childers	787	Charlie Richardson III
	276 Shawn Bailey	714	Dale Farris	300	Mike Martin	787	Joshua Carson
	273 Jay Rux	713	Marshall McNeese	298	Trey Castor	785	Don Dickerson
	269 Mike Martin	712	Don Lovas	297	Joseph Rodriguez	785	Tyson Akers
	269 Jim Greener	710	Mike Martin	297	Greg Case	785	Nicholas Ditto
	269 Don Lovas	707	Patrick Childers	296	Richard Turk	784	Dorian Villegas
	269 Tyson Akers	705	Scott Jones	296	Curtis Roberson	784	Morgan Halbert
	269 Skip Sand			296	Chris Andries		
				296	Joshua Carson		

Season High Scores - Continued

Women	268 Steffany Brown	702 Steffany Brown	288 Amanda Akers	762 Karen Burns-Lane
	259 Cyndi Dyche	670 Kristina Baker	288 Steffany Brown	762 Angel PinaHardin
	254 Kecia Andries	654 Trisha Burns	285 Mary Hannah Pruett	756 Steffany Brown
	247 Karen Burns-Lane	649 Cyndi Dyche	285 Lindsey Halbert	754 Shannon Jones
	246 Trisha Burns	649 Shannon Jones	284 Kecia Andries	745 Kristina Baker
	243 Kristina Baker	639 Karen Burns-Lane	283 Karen Burns-Lane	742 Tracy Head
	242 Amanda Akers	636 Kecia Andries	280 Cyndi Dyche	741 Trisha Burns
	239 Shannon Jones	617 Theresa Bankston	279 Trisha Burns	740 Amanda Akers
	232 Theresa Bankston	602 Amanda Akers	276 Kay Foster	738 Morgan Morris
	224 Tracy Head	600 Angel PinaHardin	275 Angel PinaHardin	732 Rochelle Greener
	222 Kay Foster	598 Tracy Head	274 Shawna Werner	732 Lindsey Halbert
	221 Angel PinaHardin	540 Michelle Marlin	274 Lee Ann Sifford	728 Mary Hannah Pruett
	218 Mary Hannah Pruett	537 Shawna Werner	273 Shannon Jones	726 Kecia Andries
	212 Michelle Marlin	532 Kay Foster	273 Morgan Morris	726 Shawna Werner
	211 Shawna Werner	521 Mary Hannah Pruett	272 Tracy Head	725 Theresa Bankston
	211 Lindsey Halbert	508 Natalie Griffith	272 Kristina Baker	723 Michelle Marlin
	202 Lee Ann Sifford	507 Lindsey Halbert	271 Rochelle Greener	721 Cyndi Dyche
	201 Kimberly Terry	499 Lee Ann Sifford	271 Michelle Marlin	721 Natalie Griffith
	191 Natalie Griffith	492 Kimberly Terry	270 Theresa Bankston	717 Kasey Campbell
	190 Rochelle Greener	486 Rochelle Greener	268 Kimberly Terry	715 Kay Foster
	187 Morgan Morris	485 Kim Burns	261 Natalie Griffith	715 Lee Ann Sifford
	171 Kim Burns	465 Morgan Morris	258 Mecca Halbert	712 Debbie Pruett
	168 Kasey Campbell	453 Kasey Campbell	256 Kasey Campbell	701 Kim Burns
	168 Sandra Jones	451 Payton Shlemon	255 Sandra Jones	696 Kimberly Terry
	165 Payton Shlemon	448 Debbie Pruett	243 Debbie Pruett	693 Sandra Jones
			243 Kim Burns	

Season Game Over Average Game - Avg=Difference

Men	297 - 185=112	Chris Hamilton
	300 - 190=110	Bill Lane
	287 - 180=107	Noah Hudson
	288 - 182=106	Dale Farris
	278 - 181=97	Cody Stafford
	286 - 190=96	Earl Pruett
	300 - 205=95	Marshall McNeese
	223 - 128=95	Michael Griffith
	300 - 208=92	Dave Schiell
	235 - 143=92	Casey Morris
	269 - 178=91	Tyson Akers
	300 - 209=91	Ben Ross
	235 - 144=91	Keith Galloway
	264 - 174=90	Morgan Halbert
	268 - 182=86	David Willis
	256 - 171=85	Mike Martin
	225 - 141=84	Richard Turk
	288 - 204=84	Chris Penning
	278 - 194=84	Anthony Young
	231 - 147=84	Joshua Carson
	279 - 195=84	Patrick Childers
	193 - 110=83	Brian Terry
	286 - 203=83	Kevin Bankston
	267 - 187=80	Curtis Roberson
	268 - 188=80	Chris Andries
	279 - 199=80	Greg Case

Women

	242 - 168=74	Amanda Akers
	211 - 137=74	Lindsey Halbert
	218 - 145=73	Mary Hannah Pruett
	267 - 196=71	Steffany Brown
	254 - 186=68	Kecia Andries
	247 - 180=67	Karen Burns-Lane
	222 - 159=63	Kay Foster
	259 - 196=63	Cyndi Dyche
	245 - 182=63	Trisha Burns

Season Series over Average Series - Avg=Difference

	768 - 570=198	Earl Pruett
	741 - 543=198	Cody Stafford
	714 - 546=168	Dale Farris
	675 - 513=162	Mike Martin
	753 - 591=162	Kevin Bankston
	744 - 582=162	Anthony Young
	738 - 579=159	Greg Case
	789 - 630=159	Ben Ross
	783 - 630=153	Jim Greener
	545 - 393=152	Nicholas Ditto
	592 - 441=151	Joshua Carson
	780 - 630=150	Trey Castor
	626 - 477=149	Will Foldi
	802 - 654=148	Andrew Brimberry
	679 - 531=148	Larry Story
	661 - 513=148	Matt Hertel
	527 - 381=146	Michael Griffith
	474 - 330=144	Brian Terry
	456 - 312=144	Shannon Williams
	735 - 591=144	Allan Werner
	707 - 564=143	Patrick Childers
	659 - 519=140	Tyson Akers
	652 - 513=139	Morgan Halbert
	701 - 564=137	Don Dickerson
	727 - 591=136	Charlie Richardson III
	697 - 561=136	Dorian Villegas
	600 - 480=120	Angel PinaHardin
	639 - 522=117	Karen Burns-Lane
	465 - 354=111	Morgan Morris
	649 - 543=106	Shannon Jones
	702 - 597=105	Steffany Brown
	486 - 384=102	Rochelle Greener
	598 - 498=100	Tracy Head
	507 - 408=99	Lindsey Halbert
	602 - 504=98	Amanda Akers

Season Game Over Average**Game - Avg=Difference**

187 - 124=63	Morgan Morris
202 - 140=62	Lee Ann Sifford
211 - 150=61	Shawna Werner
221 - 160=61	Angel PinaHardin
190 - 130=60	Rochelle Greener
224 - 166=58	Tracy Head
212 - 154=58	Michelle Marlin
238 - 181=57	Shannon Jones
243 - 187=56	Kristina Baker
201 - 145=56	Kimberly Terry
230 - 175=55	Theresa Bankston
191 - 142=49	Natalie Griffith
161 - 112=49	Mecca Halbert
168 - 122=46	Kasey Campbell
168 - 123=45	Sandra Jones
155 - 122=33	Debbie Pruett

Season Series over Average**Series - Avg=Difference**

670 - 576=94	Kristina Baker
654 - 561=93	Trisha Burns
521 - 429=92	Mary Hannah Pruett
453 - 366=87	Kasey Campbell
537 - 450=87	Shawna Werner
508 - 423=85	Natalie Griffith
540 - 456=84	Michelle Marlin
448 - 366=82	Debbie Pruett
617 - 537=80	Theresa Bankston
499 - 420=79	Lee Ann Sifford
636 - 558=78	Kecia Andries
532 - 456=76	Kay Foster
649 - 579=70	Cyndi Dyché
485 - 420=65	Kim Burns
429 - 366=63	Sandra Jones
492 - 432=60	Kimberly Terry

Individual High Averages

Men				Women			
220.47	Joshua Gibbs			202.17	Steffany Brown		
220.45	Andrew Brimberry			194.35	Kristina Baker		
217.12	Skip Sand			194.07	Cyndi Dyché		
213.99	Jim Greener			188.03	Trisha Burns		
213.91	Trey Castor			187.32	Kecia Andries		
212.67	Ben Ross			185.01	Shannon Jones		
211.70	Joseph Rodriguez			181.33	Theresa Bankston		
210.68	Chris Penning			176.67	Karen Burns-Lane		
207.27	Kevin Bankston			174.97	Amanda Akers		
207.27	Craig Schiell			167.73	Tracy Head		
205.34	Joshua Rodriguez			161.94	Angel PinaHardin		
203.33	Don Lovas			154.75	Michelle Marlin		
201.80	Patrick Childers			154.62	Kay Foster		
200.64	Charlie Richardson III			147.03	Mary Hannah Pruett		
199.72	Allan Werner			146.69	Shawna Werner		
199.49	Greg Case			145.38	Kimberly Terry		
198.48	Donald Smallwood			143.00	Lee Ann Sifford		
196.77	Anthony Young			141.79	Natalie Griffith		
195.76	Jesse Castor			140.58	Lindsey Halbert		
195.67	Curtis Roberson			130.91	Rochelle Greener		
195.54	Bill Lane			123.67	Sandra Jones		
194.49	Jesse Callan			123.32	Kasey Campbell		
194.37	Ronnie Burns			122.62	Debbie Pruett		
193.24	Larry Story			121.76	Morgan Morris		
193.21	Donnie Burns			114.69	Mecca Halbert		

Most Improved Average

Men				Women				
106	to	134.92	= +28.92	Nick Redman	181	to	194.35 = +13.35	Kristina Baker
96	to	117.86	= +21.86	Shannon Williams	151	to	161.94 = +10.94	Angel PinaHardin
131	to	151.47	= +20.47	Nicholas Ditto	104	to	114.69 = +10.69	Mecca Halbert
171	to	190.93	= +19.93	Mike Martin	141	to	150.33 = +9.33	Payton Shlemon
110	to	127.30	= +17.30	Alonso Perez	159	to	167.73 = +8.73	Tracy Head
200	to	217.12	= +17.12	Skip Sand	175	to	181.33 = +6.33	Theresa Bankston
160	to	176.60	= +16.60	Noah Hudson	182	to	188.03 = +6.03	Trisha Burns
177	to	193.24	= +16.24	Larry Story	142	to	147.03 = +5.03	Mary Hannah Pruett
171	to	187.03	= +16.03	Chris Adkins	127	to	130.91 = +3.91	Rochelle Greener
163	to	178.21	= +15.21	Michael Keisling	191	to	194.07 = +3.07	Cyndi Dyché

Most Un-Improved Averages

Men				Women				
209	to	190.33	= -18.67	John Hooks	168	to	154.75 = -13.25	Michelle Marlin
156	to	140.59	= -15.41	Gerald Miller	135	to	123.67 = -11.33	Sandra Jones
201	to	186.40	= -14.60	Earl Pruett	186	to	174.97 = -11.03	Amanda Akers
188	to	175.23	= -12.77	Gary Hill	196	to	187.32 = -8.68	Kecia Andries
225	to	213.99	= -11.01	Jim Greener	135	to	129.22 = -5.78	Stephanie Bryce

Most Improved average				
231	to	220.45	=	-10.55 Andrew Brimberry
211	to	201.03	=	-9.97 Kevin Brown
166	to	156.43	=	-9.57 Paul Montana
134	to	124.70	=	-9.30 Brian Terry
214	to	205.34	=	-8.66 Joshua Rodriguez

Most Improved average				
129	to	123.32	=	-5.68 Kasey Campbell
159	to	154.62	=	-4.38 Kay Foster
142	to	138.49	=	-3.51 Kim Burns
180	to	176.67	=	-3.33 Karen Burns-Lane
150	to	146.69	=	-3.31 Shawna Werner

Team Rosters

Name	Book	Avg	Avg HDCP	Pins	Gms	High Sers	High Game	HDCP Sers	HDCP Game	Last Wk Won	Points Won
1 - Malfunction Lane 3 HDCP=219 Avg=635											
Brandon Campbell	164	169	45	17254	102	594	226	744	271		51.0
Kasey Campbell	129	123	87	11099	90	453	168	717	256		44.0
Rochelle Greener	127	130	81	12175	93	486	190	732	271		48.0
Jim Greener	225	213	6	21827	102	783	269	810	277		46.0
2 - Deuces For Life Lane 4 HDCP=35 Avg=839											
Dave Schiell	—	214	5	10964	51	758	300	788	310		26.0
Donald Smallwood	203	198	19	15878	80	702	279	762	294		34.0
Andrew Brimberry	231	220	0	18297	83	802	289	805	295		41.0
Craig Schiell	212	207	11	19898	96	750	267	789	280		43.0
Shawn Bailey	205	bk205	13	633	3	633	276	672	289		1.0
Cody Bennett	213	bk213	6	629	3	629	226	647	232		1.0
3 - Stealth Strikers Lane 5 HDCP=130 Avg=733											
Mike Stanley	173	177	38	12777	72	646	247	766	287		32.0
Larry Knutson	—	159	54	1436	9	514	199	676	253		3.0
Marshall McNeese	193	207	11	10599	51	713	300	771	313		30.0
Denis Muilenburg	197	190	27	19427	102	649	252	709	273		45.0
John Hooks	209	bk209	9	1142	6	635	246	662	255		2.0
Bryan Harrison	171	174	41	10446	60	632	244	773	288		32.0
4 - 3 Lefts Makes a Right Lane 6 HDCP=237 Avg=615											
Natalie Griffith	141	141	71	11910	84	508	191	721	261		42.0
Michael Griffith	122	130	81	10960	84	527	223	776	305		50.0
Monty Gordon	171	165	49	16350	99	577	211	733	263		47.0
David Willis	183	179	36	16733	93	635	268	738	302		38.0
5 - Fantastic Four Lane 7 HDCP=154 Avg=708											
Lee Ann Sifford	145	143	69	9867	69	499	202	715	274		30.0
Chris Penning	204	210	9	15590	74	735	288	777	302		42.0
Cody Stafford	183	184	32	13838	75	741	278	846	313		36.0
David Black	—	171	44	16304	95	617	246	752	291		49.0
6 - Double Trouble Lane 8 HDCP=125 Avg=740											
Kay Foster	159	154	59	15771	102	532	222	715	276		58.0
Mike Martin	—	190	27	10310	54	710	269	807	300		26.0
Larry Story	177	193	24	19131	99	697	256	793	294		51.0
Don Lovas	201	203	15	20740	102	712	269	778	291		54.0
7 - Bar Association Lane 9 HDCP=265 Avg=584											
Alonso Perez	—	127	83	12603	99	505	198	757	287		58.0
Nick Redman	—	134	77	11333	84	509	200	752	284		54.0
Joshua Carson	163	163	51	16688	102	629	237	787	296		53.0
Gary Mulloy	161	160	54	15412	96	588	234	744	286		43.0
Richard Bianco	—	118	91	1780	15	421	169	637	241		3.0

Name	Book Avg	Avg HDCP	Pins	Gms	High Sers	High Game	HDCP Sers	HDCP Game	Last Wk Won	Points Won
8 - Talent To Spare Lane 10 HDCP=216 Avg=638										
Sandra Jones	135	123	87	8533	69	429	168	693	255	28.0
Paul Montana	166	156	57	15956	102	563	213	740	272	45.0
Dalton Alexander	—	167	47	12555	75	596	241	735	287	37.0
Ken Bishop	194	192	25	13259	69	684	257	765	287	43.0
Tom Crane	152	150	63	6771	45	524	202	728	265	25.0
Roland Griffin	190	bk190	27	593	3	593	222	674	249	2.0
9 - No Chance Lane 11 HDCP=129 Avg=734										
Tracy Head	159	167	47	16102	96	598	224	742	272	50.0
Chris Andries	185	187	29	18019	96	675	268	764	296	45.0
Kecia Andries	196	187	29	15735	84	636	254	726	284	41.0
Donnie Burns	189	193	24	17775	92	647	253	713	280	44.0
10 - Better Chance Lane 12 HDCP=112 Avg=753										
Karen Burns-Lane	180	176	39	15370	87	639	247	762	283	54.0
Trisha Burns	182	188	28	16171	86	654	246	741	279	46.0
Bill Lane	196	195	22	18185	93	676	300	753	327	42.0
Ronnie Burns	192	194	23	16910	87	689	258	764	282	41.0
Kristina Baker	181	194	23	12244	63	670	243	745	272	32.0
11 - Gutter Chaos Lane 13 HDCP=141 Avg=721										
Matt Hertel	182	175	40	17391	99	661	244	793	284	46.0
Ryan Adkins	188	188	28	11872	63	656	245	752	279	33.0
Scott Adkins	176	171	44	17013	99	586	215	724	260	46.0
Chris Adkins	171	187	29	12344	66	654	246	771	277	35.0
Josh D. Holland	171	182	34	7478	41	633	244	768	275	21.0
12 - Charlie's Chargers Lane 14 HDCP=81 Avg=789										
Theresa Bankston	175	181	35	16864	93	617	232	725	270	51.0
Patrick Childers	195	201	17	19978	99	707	279	791	301	62.0
Charlie Richardson III	199	200	18	17456	87	727	268	787	292	48.0
Kevin Bankston	200	207	11	20520	99	753	286	813	301	46.0
13 - Miller Time Lane 15 HDCP=137 Avg=725										
Greg Case	193	199	18	18553	93	755	279	810	297	39.0
Bobby Hall	161	166	48	15955	96	581	217	761	273	58.0
Chris Hamilton	189	185	31	18899	102	655	297	736	328	49.0
Gary Hill	188	175	40	16822	96	656	247	740	276	42.0
Stephanie Bryce	135	129	81	1163	9	412	147	640	223	3.0
14 - Phuket Lane 2 HDCP=85 Avg=784										
Shannon Jones	184	185	31	16651	90	649	239	754	273	44.0
<i>has Prebowl/MakeUp. True Avg--></i>	<i>184</i>	<i>185</i>		<i>17766</i>	<i>96</i>					
Jesse Castor	187	195	22	18206	93	669	246	738	270	48.0
<i>has Prebowl/MakeUp. True Avg--></i>	<i>187</i>	<i>195</i>		<i>19359</i>	<i>99</i>					
Scott Jones	—	191	26	16056	84	705	257	774	284	39.0
<i>has Prebowl/MakeUp. True Avg--></i>	<i>—</i>	<i>191</i>		<i>17211</i>	<i>90</i>					
Trey Castor	213	213	6	20535	96	780	289	807	298	52.0
<i>has Prebowl/MakeUp. True Avg--></i>	<i>213</i>	<i>212</i>		<i>21712</i>	<i>102</i>					

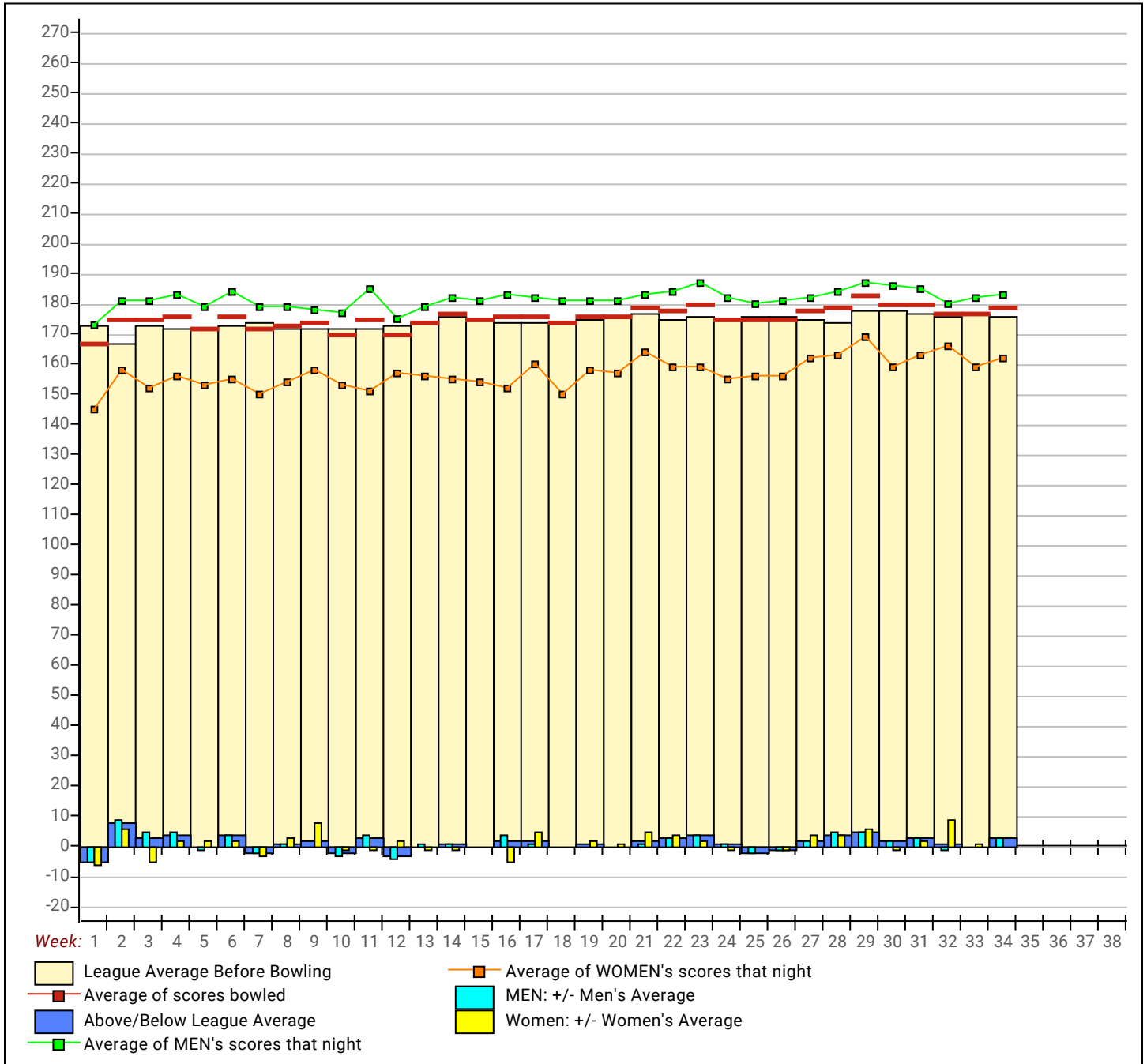
Name	Book Avg	Avg HDCP	Pins	Gms	High Sers	High Game	HDCP Sers	HDCP Game	Last Wk Won	Points Won
15 - Nothing Special Lane 16 HDCP=263 Avg=587										
Angel PinaHardin	151	161	53	12631	78	600	221	762	275	44.0
Keith Galloway	134	144	68	12153	84	527	235	745	303	38.0
Doug Williams	144	140	72	5479	39	470	184	681	257	20.0
Richard Turk	—	142	70	14113	99	518	225	734	296	52.0
Shannon Williams	—	117	92	9193	78	478	177	768	273	44.0
16 - Bowl-a-Holics Lane 17 HDCP=190 Avg=667										
Shawna Werner	150	146	66	14522	99	537	211	726	274	44.0
Allan Werner	201	199	18	19772	99	735	259	795	277	48.0
Dorian Villegas	196	191	26	16087	84	697	263	784	292	34.0
Fred Arnold	132	131	80	7380	56	488	187	737	270	28.0
VACANT	—	140	72	0	0	0	0	0		
17 - The Complete Backyard Lane 18 HDCP=110 Avg=756										
Tyson Akers	172	171	44	17448	102	659	269	785	306	38.0
Amanda Akers	186	174	41	17322	99	602	242	740	288	49.0
Jesse Callan	198	194	23	18671	96	699	266	771	290	53.0
Skip Sand	200	217	2	18238	84	749	269	761	276	47.0
18 - MOJO Lane 19 HDCP=66 Avg=805										
Dustin Walters	193	189	27	6837	36	651	266	735	290	19.0
Steffany Brown	203	202	16	20621	102	702	268	756	288	58.0
Cyndi Dyche	191	194	23	17466	90	649	259	721	280	38.0
Joshua Gibbs	211	220	0	22488	102	769	279	769	279	48.0
Kevin Brown	211	201	17	6433	32	660	259	723	277	15.0
19 - Pop and Prodigies Lane 20 HDCP=100 Avg=767										
Walter Rodriguez	160	172	43	17030	99	603	224	738	274	56.0
Jordan Rodriguez	171	179	36	17796	99	639	246	741	280	48.0
Joseph Rodriguez	214	211	8	20958	99	727	286	754	297	54.0
Joshua Rodriguez	214	205	13	20329	99	716	258	758	272	48.0
Payton Shlemon	141	bk141	71	451	3	451	165	664	236	2.0
20 - Split Happens Lane 1 HDCP=97 Avg=770										
Michael Keisling	—	178	37	14435	81	621	232	747	273	56.0
<i>has Prebowl/MakeUp. True Avg--></i>	—	179		15589	87					
Logan Rau	181	188	28	16418	87	669	260	772	289	50.0
<i>has Prebowl/MakeUp. True Avg--></i>	181	191		17770	93					
Derek Hanrahan	190	192	25	18464	96	687	247	771	275	54.0
<i>has Prebowl/MakeUp. True Avg--></i>	190	192		19641	102					
Ben Ross	205	212	7	19140	90	789	300	816	309	47.0
<i>has Prebowl/MakeUp. True Avg--></i>	205	212		20412	96					
21 - Miller Ranch Hands Lane 21 HDCP=290 Avg=556										
Gerald Miller	156	140	72	8857	63	522	200	735	271	29.0
Kimberly Terry	148	145	67	14829	102	492	201	696	268	51.0
Mary Hannah Pruett	142	147	65	11468	78	521	218	728	285	43.0
Brian Terry	—	124	86	10475	84	478	193	771	292	36.0
Denna Branson	119	118	91	1783	15	396	147	666	237	6.0

Name	Book Avg	Avg HDCP	Pins	Gms	High Sers	High Game	HDCP Sers	HDCP Game	Last Wk Won	Points Won
22 - Here 4 Fun Lane 22 HDCP=193 Avg=664										
Will Foldi	159	162	52	14148	87	626	237	788	291	33.0
Michelle Marlin	168	154	59	8821	57	540	212	723	271	31.0
Rick Gustafson	182	178	37	15028	84	654	246	774	286	43.0
Kerry Freeman	171	170	45	14870	87	582	227	730	275	37.0
Kim Burns	142	138	73	5401	39	485	171	701	243	19.0
23 - Give Me A Break Lane 23 HDCP=230 Avg=623										
Debbie Pruett	122	122	88	7112	58	448	155	712	243	27.0
Lindsey Halbert	142	140	72	12090	86	507	211	732	285	41.0
Morgan Halbert	172	175	40	16842	96	652	264	784	305	46.0
Earl Pruett	201	186	30	8388	45	768	286	849	313	14.0
Bill Pruett	180	178	37	9620	54	625	226	745	269	23.0
24 - Back Again Lane 24 HDCP=290 Avg=556										
Mecca Halbert	104	114	95	9175	80	391	161	679	258	40.0
Morgan Morris	122	121	89	10958	90	465	187	738	273	42.0
Noah Hudson	160	176	39	17483	99	662	287	767	323	45.0
Casey Morris	152	145	67	12217	84	564	235	771	304	38.0
25 - Odd Balls Lane 25 HDCP=104 Avg=762										
Don Dickerson	—	188	28	19197	102	701	256	785	291	58.0
Tyler Sims	182	187	29	17467	93	643	254	733	284	40.0
Curtis Roberson	190	195	22	17415	89	702	267	780	296	45.0
Dale Farris	184	192	25	17707	92	714	288	816	322	48.0
26 - Benchwarmers Lane 26 HDCP=153 Avg=708										
Samuel Francis	147	153	60	12408	81	556	227	751	290	43.0
Nicholas Ditto	131	151	62	9997	66	545	211	785	291	33.0
Jay Rux	202	208	10	10639	51	733	273	781	289	28.0
Anthony Young	205	196	21	18300	93	744	278	813	301	43.0

Temporary Substitutes

Name	Avg HDCP	Pins	Gms	High Game	High Sers	HDCP Game	HDCP Sers	-1-	-2-	-3-	Total	HDCP Total
Darrian R. Banks	bk194	23	546	3	193	546	216	615			0	0
James Cleveland Jr.	199	18	13149	66	278	702	312	774			0	0
Mike Czulno	168	46	5066	30	220	562	265	709			0	0
Susan Pogue	122	88	1464	12	141	385	232	658			0	0
Paige Story	133	78	3607	27	175	462	259	720			0	0
Dennis Vineyard	bk189	27	640	3	247	640	274	721			0	0
Joseph Waldinger	bk150	63	1070	6	207	536	270	725			0	0
Kasie Webb	174	41	2612	15	208	563	254	698			0	0

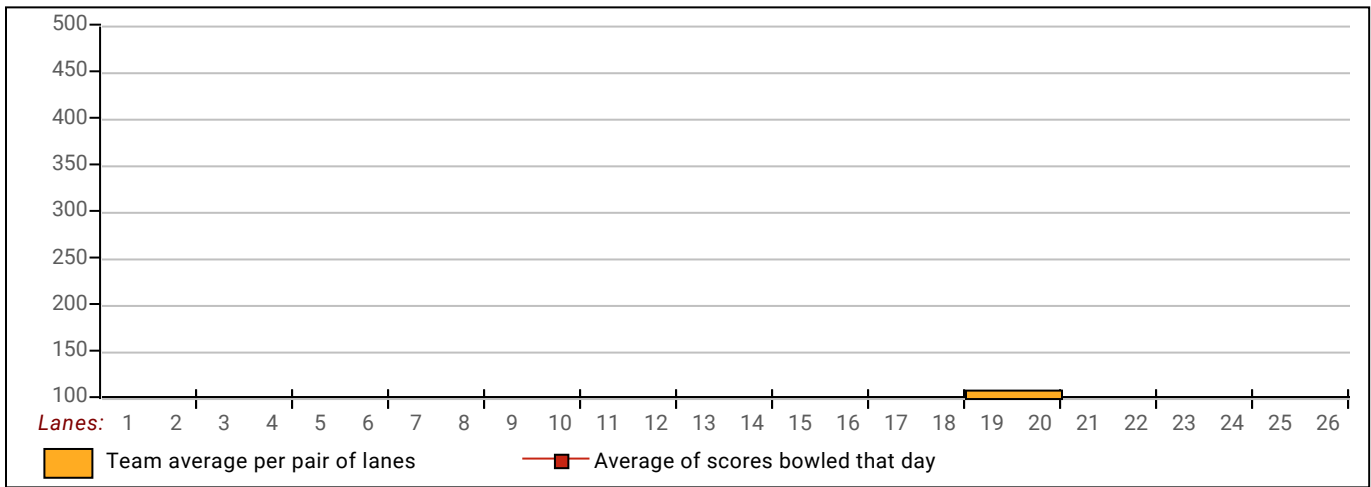
League Average Week-by-Week



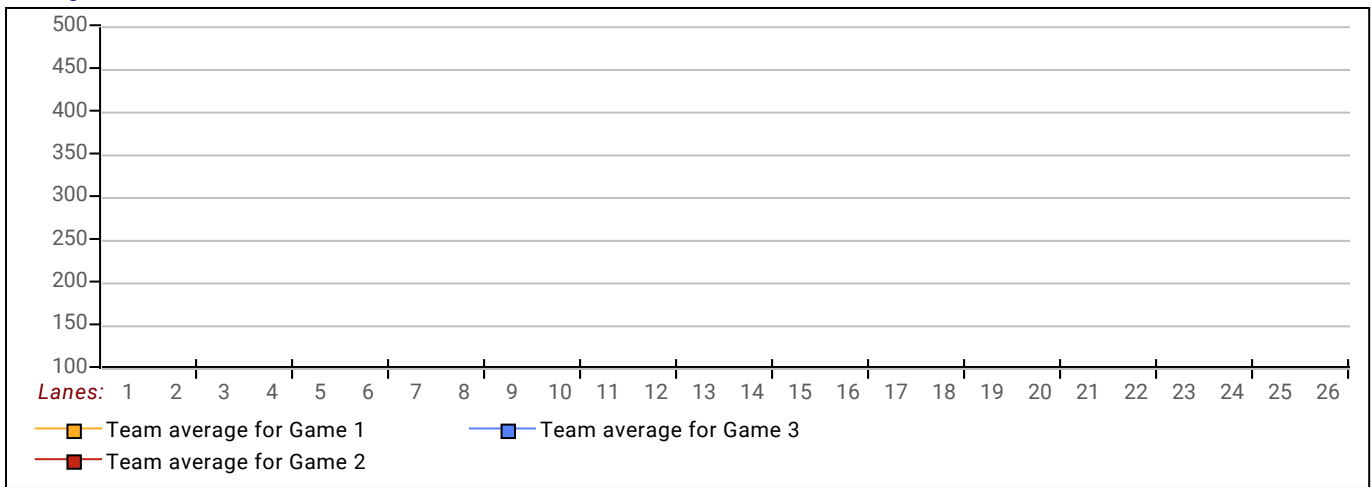
This Week's Statistics

	<u>Over All</u>	<u>Men</u>	<u>Women</u>
How many people bowled	1	1	0
Number of games bowled	3	3	0
Actual average of week's scores	267.33	267.33	0.00
How many games above average	3	3	0
How many games below average	0	0	0
Pins above/below average per game	49.33	49.33	0.00
How many people raised average	1	1	--
by this amount	1.76	1.76	0.00
How many people went down	--	--	--
by this amount	0.00	0.00	0.00
League average before bowling	218.69	218.69	0.00
League average after bowling	220.45	220.45	0.00
Change in league average	1.76	1.76	0.00
800s	1	1	--
775s	--	--	--
750s	--	--	--
725s	--	--	--
700s	--	--	--
675s	--	--	--
650s	--	--	--
625s	--	--	--
600s	--	--	--
575s	--	--	--
550s	--	--	--
525s	--	--	--
500s	--	--	--
475s	--	--	--
450s	--	--	--
425s	--	--	--
400s	--	--	--
below 400	--	--	--
300s	--	--	--
275s	1	1	--
250s	2	2	--
225s	--	--	--
200s	--	--	--
175s	--	--	--
150s	--	--	--
125s	--	--	--
100s	--	--	--
below 100	--	--	--

Team Average vs Avg of Scores



Average of Scores for Each Game



Amount Over/Under Team Average

