

Thursday 7:15 pm

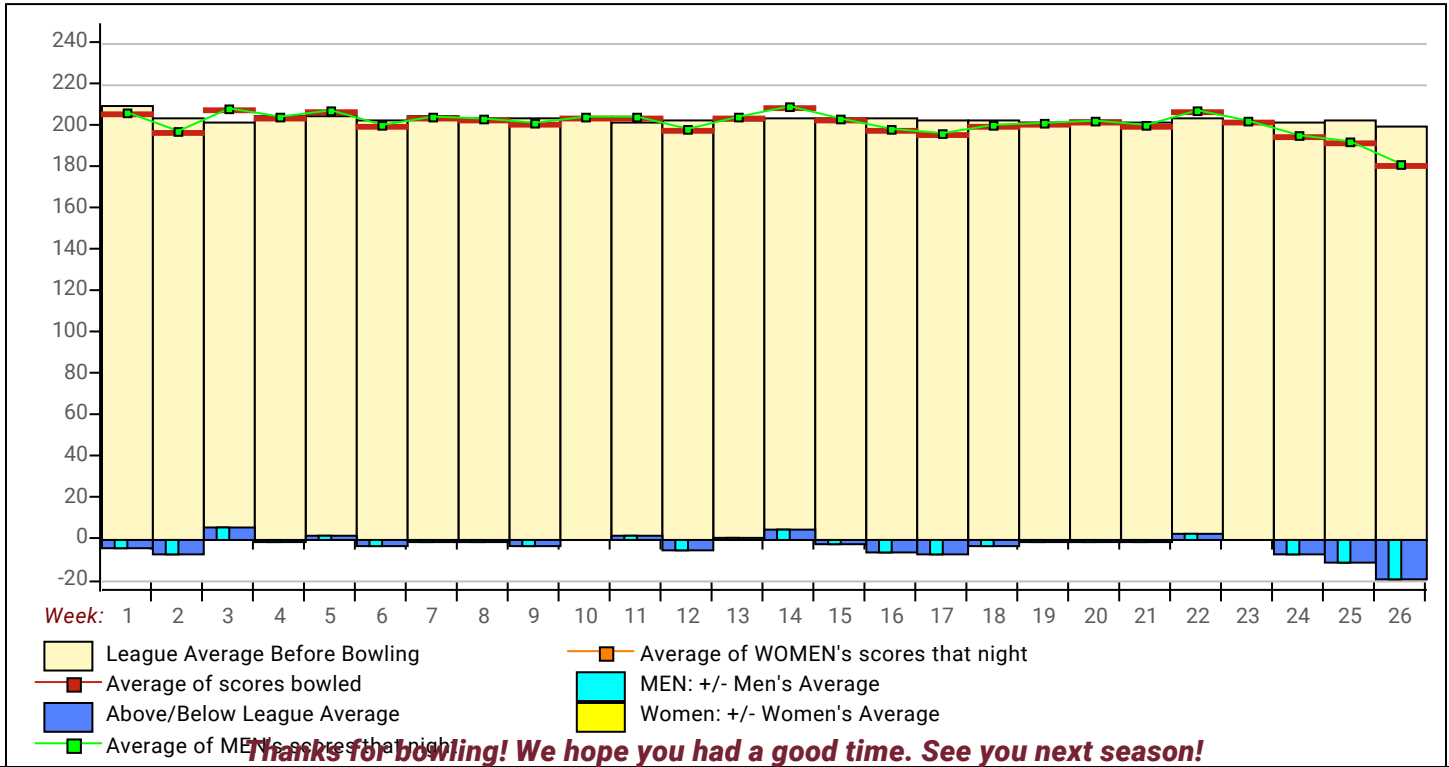
Rolling Meadow Lanes

Lanes 1 - 24

USBC Certification: Lane Certification: 10189

President: Tim Sitek (814)868-1067
 Vice President: John Ferretti (814)866-8124
 Secretary/Treasurer: John Mackowski (814)882-8500

League Average Week-by-Week



Thanks for bowling! We hope you had a good time. See you next season!

Team Standings

Place	Lane	#	Team Name	Points	Points	Team	HDCP	Pins +	Scratch	High Scratch		High HDCP	
				Won	Lost					Avg	HDCP	Pins	10
1	5	3	Injured Reserve	70 1/2	33 1/2	617	65	53367	48132	767	2088	862	2301
2	15	9	Spray & Pray	65	39	618	64	52397	48236	735	2059	790	2245
3	14	10	Shim Wreckers	63 1/2	40 1/2	633	51	53349	49494	753	2036	792	2279
4	6	2	Rolling Meadow Lanes	63 1/2	40 1/2	610	72	53035	47578	705	2012	777	2240
5	2	6	Next Level Pro Shop	63	41	647	38	52707	50199	739	2068	775	2176
6	9	15	Black Monk	59	45	600	81	52466	46496	697	1957	775	2203
7	21	19	Tuesday's Associates	57 1/2	46 1/2	611	71	52838	47780	715	2039	779	2255
8	11	13	Cars R Us	55 1/2	48 1/2	625	58	52555	47713	715	1976	773	2192
9	4	8	Munson Rubber Company	55	49	628	55	52181	48767	761	2109	815	2238
10	22	18	Inky and the Brain	53	51	539	135	52725	41904	657	1774	798	2188
11	12	16	Phoenix House	52 1/2	51 1/2	574	104	52570	44779	742	1991	847	2306
12	19	21	Loose Change	50 1/2	53 1/2	647	38	52832	50423	802	2140	824	2230
13	8	4	Superior Dent	48 1/2	55 1/2	643	42	52695	49728	763	2221	800	2275
14	7	1	Montgomery Painting	48 1/2	55 1/2	594	86	52484	46250	725	1857	810	2112
15	18	22	Average Joe B's	48	56	614	68	51573	47886	719	2072	770	2225
16	17	23	Team 23	48	56	561	116	51544	43084	681	1850	800	2171
17	20	24	Team 24	47 1/2	56 1/2	510	162	52416	39780	510	1530	672	2016
18	1	7	Friendly Fingers	46	58	658	28	51171	49808	772	2139	791	2217
19	16	12	Montgomery Marine	45 1/2	58 1/2	581	98	51926	45569	748	1970	816	2198
20	3	5	Cardboard Hobby	45	59	631	53	43131	39933	725	2020	785	2203
21	24	20	Sani-Air	43 1/2	60 1/2	577	101	50109	43404	682	1903	763	2209

Place	Lane	#	Team Name	Points	Points	Team	HDCP	Pins +	Scratch	High Scratch		High HDCP	
				Won	Lost	Avg		HDCP	Pins	10	30	10	30
22	13	11	Ricardo's	41 ½	62 ½	566	111	52223	44105	669	1868	776	2207
23	10	14	Vandelay Industries	40	64	562	115	51735	44594	671	1926	766	2203
24	23	17	Pin Killers	37 ½	66 ½	527	146	51714	41223	733	1967	871	2381

Important Messages

BANQUET AT RICARDO'S RESTAURANT
 APRIL 18, 2024
 EAT AT 6:30 pm

Season High Scores

Team Scratch Game		Team Scratch Series		Team Handicap Game		Team Handicap Series	
802	Loose Change	2221	Superior Dent	871	Pin Killers	2306	Phoenix House
772	Friendly Fingers	2109	Munson Rubber Company	862	Injured Reserve	2279	Shim Wreckers
748	Montgomery Marine	2072	Average Joe B's	810	Montgomery Painting	2255	Tuesday's Associat

Bowlers must have completed a minimum of 52 games to be eligible for any league award.

Scratch Series		Scratch Game		Handicap Series		Handicap Game	
830	Dominic Ferretti	300	Rodrick Baird	834	Lawrence Roudybush	324	Paul Kelley
793	Hayden Stippich	300	Austin Shady	825	Tracy Kelley	313	David Reese
785	David Fetzner	300	Michael Machuga	812	Julio Quiles	310	Robert Bigler Jr
		300	Willaim Gdaniec				
		300	Killian Kilpatrick				

Last Week's Top Scores

Team Scratch Game		Team Scratch Series		Team Handicap Game		Team Handicap Series	
654	Shim Wreckers	1803	Shim Wreckers	708	Rolling Meadow Lanes	2020	Inky and the Brain
637	Rolling Meadow Lanes	1771	Rolling Meadow Lanes	704	Shim Wreckers	2016	Team 24
621	Loose Change	1764	Munson Rubber Company	697	Montgomery Marine	2007	Montgomery Marin

Scratch Game		Scratch Series		Handicap Game		Handicap Series	
253	John Ulrich	665	Patrick Rougeux	276	John Ulrich	709	John Montgomery
239	Rodrick Baird	647	Randall Prue	256	Timothy Sitek	702	John Ulrich
234	Patrick Rougeux	639	Daniel Newcomer	254	John Montgomery	687	Daniel Newcomer

Team Rosters

Name	Pins	Gms	True Average	-1-	-2-	-3-	Total	---Average Change---			High Game	High Sers
								New	Old	Change		
1 - Montgomery Painting HDCP=86 Avg=594												
Robert Montgomery	10255	55	186.45	143	145	179	467	186.45	- 188.23	= -1.78	245	646
Jere Umpleby	15687	78	201.12	215	168	214	597	201.12	- 201.20	= -0.08	257	681
Richard Ferretti	15533	75	207.11	178	194	171	543	207.11	- 208.19	= -1.09	279	720
2 - Rolling Meadow Lanes HDCP=72 Avg=610												
John Ulrich	14033	72	194.90	210	253	170	633	194.90	- 194.20	= 0.70	278	704
Justin Friend	15679	78	201.01	189	217	167	573	201.01	- 201.41	= -0.40	278	712
Alexander Ulrich	16156	75	215.41	181	167	217	565	215.41	- 216.54	= -1.13	269	743
3 - Injured Reserve HDCP=65 Avg=617												
Lawrence Roudybush	14507	75	193.43	a183	a183	a183	549	193.43	- 193.43	= 0.00	278	753
Matthew Hinterberger	15499	72	215.26	214	192	206	612	215.26	- 215.75	= -0.49	278	723
Nathaniel Bent	16362	78	209.77	158	215	189	562	209.77	- 210.67	= -0.90	279	750
4 - Superior Dent HDCP=42 Avg=643												
Eric Burger	16350	78	209.62	153	177	206	536	209.62	- 210.85	= -1.24	290	759
Austin Shady	15454	72	214.64	190	198	204	592	214.64	- 215.39	= -0.75	300	761
Michael Shady	12578	57	220.67	a210	a210	a210	630	220.67	- 220.67	= 0.00	267	738

Name	Pins Gms		True	-1-	-2-	-3-	Total	---Average Change---			High Game	High Sers		
			Average					New - Old	---> +/-					
5 - Cardboard Hobby HDCP=53 Avg=631														
David Marnella	9403	48	195.90	a185	a185	a185	555	195.90	-	195.90	=	0.00	264	653
Heather Lyon	9433	45	209.62	a199	a199	a199	597	209.62	-	209.62	=	0.00	299	762
Paul Marnella	14327	63	227.41	a217	a217	a217	651	227.41	-	227.41	=	0.00	279	770
6 - Next Level Pro Shop HDCP=38 Avg=647														
Keith Malone	14537	69	210.68	183	203	204	590	210.68	-	211.32	=	-0.64	279	732
Cary Orlando	15433	75	205.77	181	136	141	458	205.77	-	207.99	=	-2.21	278	749
Michael Machuga	14648	63	232.51	a222	a222	a222	666	232.51	-	232.51	=	0.00	300	815
7 - Friendly Fingers HDCP=28 Avg=658														
Haley Youker	11840	57	207.72	a197	a197	a197	591	207.72	-	207.72	=	0.00	269	688
Killian Kilpatrick	15268	70	218.11	186	a208	a208	602	218.11	-	218.58	=	-0.47	300	753
Hayden Stippich	15380	66	233.03	a223	a223	a223	669	233.03	-	233.03	=	0.00	299	793
8 - Munson Rubber Company HDCP=55 Avg=628														
Jack Martz II	15360	73	210.41	191	199	232	622	210.41	-	210.54	=	-0.13	289	718
Matthew Ballard	15490	75	206.53	194	177	124	495	206.53	-	208.26	=	-1.73	279	739
Randall Prue	15906	75	212.08	211	222	214	647	212.08	-	211.93	=	0.15	265	715
9 - Spray & Pray HDCP=64 Avg=618														
Gary Montgomery	14406	75	192.08	175	152	146	473	192.08	-	193.51	=	-1.43	244	669
Willaim Gdaniec	16330	78	209.36	172	208	178	558	209.36	-	210.29	=	-0.93	300	778
David Fetzner	16092	74	217.46	144	180	a209	533	217.46	-	219.00	=	-1.54	269	785
10 - Shim Wreckers HDCP=51 Avg=633														
Christopher Jannazzo	13245	63	210.24	184	223	213	620	210.24	-	210.42	=	-0.18	275	720
Britney Holben	13943	66	211.26	191	219	186	596	211.26	-	211.86	=	-0.60	267	722
Curtis Prue	15948	75	212.64	191	212	184	587	212.64	-	213.35	=	-0.71	278	760
11 - Ricardo's HDCP=111 Avg=566														
David Robson	12257	72	170.24	99	136	193	428	170.24	-	171.43	=	-1.20	224	585
Timothy Sitek	13541	72	188.07	228	139	168	535	188.07	-	188.49	=	-0.42	256	661
John Mackowski	15046	72	208.97	a198	a198	a198	594	208.97	-	208.97	=	0.00	279	715
12 - Montgomery Marine HDCP=98 Avg=581														
James Manno	13307	72	184.82	147	202	148	497	184.82	-	185.65	=	-0.83	268	677
John Montgomery	13826	72	192.03	201	202	228	631	192.03	-	191.23	=	0.80	267	716
Elijah Woodard	14187	69	205.61	a195	a195	a195	585	205.61	-	205.61	=	0.00	267	721
13 - Cars R Us HDCP=58 Avg=625														
Daniel Newcomer	15229	75	203.05	219	220	200	639	203.05	-	202.64	=	0.41	268	703
Paul Petruso	15380	72	213.61	a203	a203	a203	609	213.61	-	213.61	=	0.00	278	729
Ryan Lariccia	209	1	209.00				0	209.00	-	209.00	=	0.00	209	209
14 - Vandelay Industries HDCP=115 Avg=562														
Richard Burgess	10349	60	172.48				0	172.48	-	172.48	=	0.00	236	590
Douglas Klick	7792	40	194.80	197	217	a184	598	194.80	-	194.16	=	0.64	256	669
Larry Klick	9835	50	196.70	176	179	a187	542	196.70	-	197.50	=	-0.80	258	647
Ross Caruana Jr	14295	68	210.22	207	186	a200	593	210.22	-	210.64	=	-0.42	279	749
15 - Black Monk HDCP=81 Avg=600														
Ryan Rougeux	14050	70	200.71	170	201	171	542	200.71	-	201.61	=	-0.90	279	742
David Johnson	11055	60	184.25	a174	a174	a174	522	184.25	-	184.25	=	0.00	245	628
Patrick Rougeux	14289	66	216.50	234	206	225	665	216.50	-	216.25	=	0.25	289	738

Name	Pins Gms		True	-1-	-2-	-3-	Total	---Average Change---			High Game	High Sers
			Average					New - Old	---> +/-			
16 - Phoenix House HDCP=104 Avg=574												
Dominic Ferretti	15719	75	209.59	189	135	225	549	209.59	- 210.69	= -1.11	299	830
John Leone	13549	72	188.18	a178	a178	a178	534	188.18	- 188.18	= 0.00	256	668
Brandon Owen	13849	78	177.55	178	165	151	494	177.55	- 178.07	= -0.52	249	589
17 - Pin Killers HDCP=146 Avg=527												
Jason Parrett	13315	78	170.71	151	141	168	460	170.71	- 171.40	= -0.69	249	616
Tracy Kelley	13327	78	170.86	180	190	105	475	170.86	- 171.36	= -0.50	235	696
Paul Kelley	14078	75	187.71	183	197	190	570	187.71	- 187.61	= 0.10	287	713
18 - Inky and the Brain HDCP=135 Avg=539												
Robert Bigler Jr	12520	72	173.89	124	176	191	491	173.89	- 174.33	= -0.44	266	610
Julio Quiles	13142	75	175.23	179	177	166	522	175.23	- 175.28	= -0.05	253	686
Michael Dunkle	13182	69	191.04	214	208	180	602	191.04	- 190.61	= 0.44	253	647
19 - Tuesday's Associates HDCP=71 Avg=611												
Mitchell Lemponen	16678	78	213.82	202	209	161	572	213.82	- 214.75	= -0.93	277	739
Jennifer Lemponen	14827	78	190.09	150	149	170	469	190.09	- 191.44	= -1.35	248	646
Michael Lemponen	16275	78	208.65	190	183	188	561	208.65	- 209.52	= -0.87	269	734
20 - Sani-Air HDCP=101 Avg=577												
Joshua Beerbower	12829	63	203.63	166	144	221	531	203.63	- 204.97	= -1.33	267	718
Jeffrey Beerbower	11316	69	164.00	137	156	148	441	164.00	- 164.77	= -0.77	239	586
Seth Beerbower	14544	69	210.78	167	156	172	495	210.78	- 212.86	= -2.08	279	729
21 - Loose Change HDCP=38 Avg=647												
Rodrick Baird	16833	75	224.44	171	215	239	625	224.44	- 225.11	= -0.67	300	771
Kurtis Baird	15638	75	208.51	213	221	117	551	208.51	- 209.54	= -1.03	269	720
Brandon Wachob	14246	66	215.85	175	185	204	564	215.85	- 217.17	= -1.33	269	770
22 - Average Joe B's HDCP=68 Avg=614												
Devon Swatt	12224	60	203.73	a193	a193	a193	579	203.73	- 203.73	= 0.00	251	701
Steven Reinhardt	13691	69	198.42	118	174	219	511	198.42	- 199.70	= -1.28	267	702
Jeffrey Stoll	12146	57	213.09	a203	a203	a203	609	213.09	- 213.09	= 0.00	289	753
23 - Team 23 HDCP=116 Avg=561												
Gary Miller	12458	72	173.03	143	133	164	440	173.03	- 174.17	= -1.15	234	578
David Reese	13975	72	194.10	179	177	158	514	194.10	- 195.09	= -0.99	290	708
David Mackowski Jr.	5247	27	194.33				0	194.33	- 194.33	= 0.00	251	672
Andrew Mackowski	1647	9	183.00				0	183.00	- 183.00	= 0.00	232	587
24 - Team 24 HDCP=162 Avg=510												
VACANT	0	0		v170	v170	v170	510		- 0.00	= 0.00	0	0
VACANT	0	0		v170	v170	v170	510		- 0.00	= 0.00	0	0
VACANT	0	0		v170	v170	v170	510		- 0.00	= 0.00	0	0

Temporary Substitutes

Name	Pins Gms		True	-1-	-2-	-3-	Total	---Average Change---			High Game	High Sers
			Average					New - Old	---> +/-			
Nicholas Archacki	0	0					0		- 0.00	= 0.00	0	0
Thomas Archacki	652	3	217.33				0	217.33	- 217.33	= 0.00	267	652
Ryan Avione	0	0					0		- 0.00	= 0.00	0	0
Andrew Barnes	1702	9	189.11	165	143	179	487	189.11	- 202.50	= -13.39	243	678
Tyler Barnes	1377	6	229.50				0	229.50	- 229.50	= 0.00	267	713
James Bick	0	0					0		- 0.00	= 0.00	0	0
Joseph Bohrer III	0	0					0		- 0.00	= 0.00	0	0
Kyle Bohrer	0	0					0		- 0.00	= 0.00	0	0

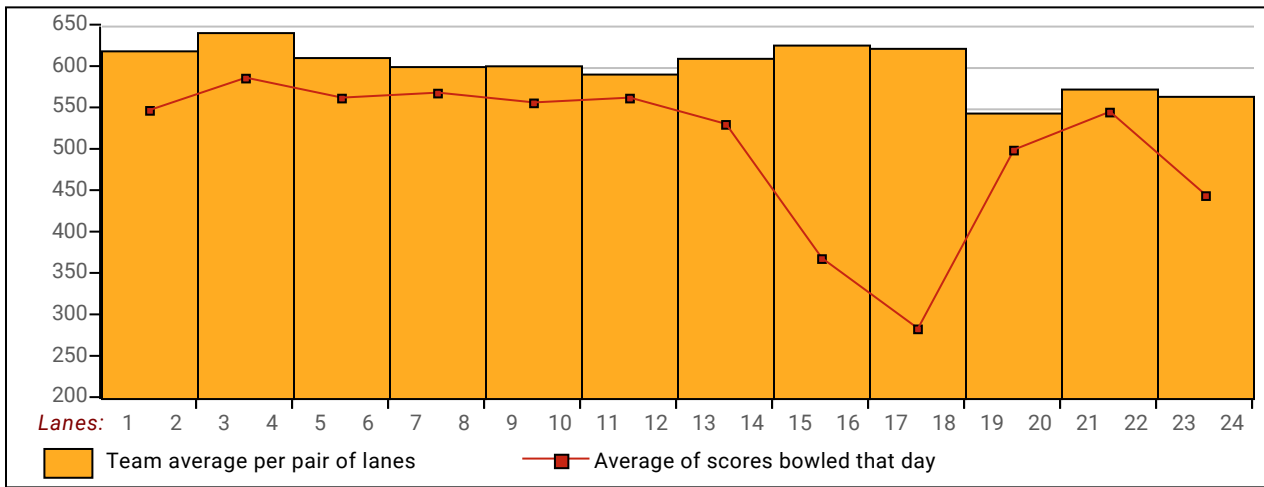
Name	Pins Gms		True	-1-	-2-	-3-	Total	---Average Change---			High	High		
			Average					New	Old	---> +/-	Game	Sers		
Derek Clement	0	0					0	-	0.00	=	0.00	0	0	
Ken Coburn	503	3	167.67				0	167.67	-	167.67	=	0.00	170	503
Savannah Custard	0	0					0	-	0.00	=	0.00	0	0	
Devon Docichow	0	0					0	-	0.00	=	0.00	0	0	
Joshua Dodson	1985	9	220.56				0	220.56	-	220.56	=	0.00	278	719
Craig Dombrowski	0	0					0	-	0.00	=	0.00	0	0	
David Dombrowski	0	0					0	-	0.00	=	0.00	0	0	
James Dombrowski	0	0					0	-	0.00	=	0.00	0	0	
John Dombrowski	0	0					0	-	0.00	=	0.00	0	0	
Daniel Dougan	0	0					0	-	0.00	=	0.00	0	0	
Michael Dunkle	0	0					0	-	0.00	=	0.00	0	0	
Anthony Ferretti	2958	15	197.20				0	197.20	-	197.20	=	0.00	267	694
John Ferretti	0	0					0	-	0.00	=	0.00	0	0	
John Fink	0	0					0	-	0.00	=	0.00	0	0	
Daniel Francis	0	0					0	-	0.00	=	0.00	0	0	
Marty Gallagher	0	0					0	-	0.00	=	0.00	0	0	
Cameron Grooms	0	0					0	-	0.00	=	0.00	0	0	
Jonah Hawley	0	0					0	-	0.00	=	0.00	0	0	
Jeff Herbe	0	0					0	-	0.00	=	0.00	0	0	
Sean Hoffman	0	0					0	-	0.00	=	0.00	0	0	
Nicholas Jares	0	0					0	-	0.00	=	0.00	0	0	
Mathew Kacprowicz	0	0					0	-	0.00	=	0.00	0	0	
Richard Kanline III	0	0					0	-	0.00	=	0.00	0	0	
Jon Karickhoff	0	0					0	-	0.00	=	0.00	0	0	
Nicholas Kightlinger	0	0					0	-	0.00	=	0.00	0	0	
Jarrold Kilpatrick	0	0					0	-	0.00	=	0.00	0	0	
Darren Kretz	623	3	207.67				0	207.67	-	207.67	=	0.00	245	623
Darren Kretz	0	0					0	-	0.00	=	0.00	0	0	
James Kyle III	0	0					0	-	0.00	=	0.00	0	0	
Louis LaFuria	644	3	214.67				0	214.67	-	214.67	=	0.00	258	644
Melissa Leuschen	0	0					0	-	0.00	=	0.00	0	0	
Gerald Little	0	0					0	-	0.00	=	0.00	0	0	
Kyle Little	1237	6	206.17				0	206.17	-	206.17	=	0.00	289	735
Keith Mackowski	0	0					0	-	0.00	=	0.00	0	0	
Robert Matlock Jr	0	0					0	-	0.00	=	0.00	0	0	
Ryan Matlock	0	0					0	-	0.00	=	0.00	0	0	
Morgan Migliaccio	0	0					0	-	0.00	=	0.00	0	0	
Gary Montgomery	0	0					0	-	0.00	=	0.00	0	0	
Pierce Murdock	530	3	176.67				0	176.67	-	176.67	=	0.00	194	530
Alfred Naylor	0	0					0	-	0.00	=	0.00	0	0	
Erik Niedzweicki	0	0					0	-	0.00	=	0.00	0	0	
William O'Brien III	0	0					0	-	0.00	=	0.00	0	0	
Ryan Park	0	0					0	-	0.00	=	0.00	0	0	
Shawn Park	0	0					0	-	0.00	=	0.00	0	0	
Brenda Parrett	0	0					0	-	0.00	=	0.00	0	0	
Alan Prue	0	0					0	-	0.00	=	0.00	0	0	
Jeffrey Prue	2491	12	207.58				0	207.58	-	207.58	=	0.00	256	674
Corey Rapela	0	0					0	-	0.00	=	0.00	0	0	
Joseph Raucci	0	0					0	-	0.00	=	0.00	0	0	
Sawyer Reed	0	0					0	-	0.00	=	0.00	0	0	
Phil Rice	0	0					0	-	0.00	=	0.00	0	0	
Charles Richey	0	0					0	-	0.00	=	0.00	0	0	

Name	Pins Gms		True	-1-	-2-	-3-	Total	---Average Change---			High	High	
			Average					New - Old	---> +/-	Game	Sers		
Nathan Ross	625	3	208.33				0	208.33	- 208.33	=	0.00	224	625
Carrie Shady	3378	18	187.67				0	187.67	- 187.67	=	0.00	238	597
Charles Shaffer	4926	27	182.44	159	161	118	438	182.44	- 187.00	=	-4.56	227	626
Taylor Shea	0	0					0		- 0.00	=	0.00	0	0
Roger Snyder	0	0					0		- 0.00	=	0.00	0	0
Gus Sundquist	0	0					0		- 0.00	=	0.00	0	0
Michael Sundquist	0	0					0		- 0.00	=	0.00	0	0
Heath Sweat	590	3	196.67				0	196.67	- 196.67	=	0.00	218	590
Kylle Twaroski	0	0					0		- 0.00	=	0.00	0	0
David Warren	0	0					0		- 0.00	=	0.00	0	0
John Wedzikowski	0	0					0		- 0.00	=	0.00	0	0
Richard Wolfe	0	0					0		- 0.00	=	0.00	0	0
Lee Woodard	3109	15	207.27				0	207.27	- 207.27	=	0.00	248	709
Andrew Yingling	0	0					0		- 0.00	=	0.00	0	0

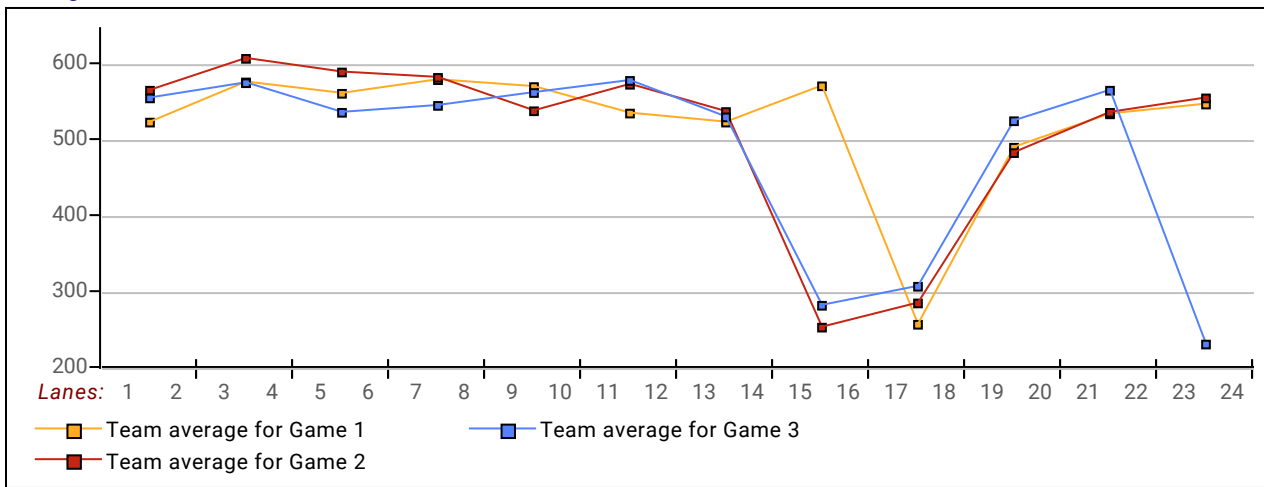
This Week's Statistics

	Men
How many people bowled	54
Number of games bowled	156
Actual average of week's scores	181.39
How many games above average	41
How many games below average	112
Pins above/below average per game	-18.10
How many people raised average	8
by this amount	0.44
How many people went down	46
by this amount	-1.26
League average before bowling	200.32
League average after bowling	199.31
Change in league average	-1.01
800s	--
775s	--
750s	--
725s	--
700s	--
675s	--
650s	1
625s	5
600s	5
575s	7
550s	9
525s	8
500s	3
475s	7
450s	5
425s	4
400s	--
below 400	--
300s	--
275s	--
250s	1
225s	7
200s	40
175s	50
150s	32
125s	19
100s	6
below 100	1

Team Average vs Avg of Scores



Average of Scores for Each Game



Amount Over/Under Team Average

