

# MONDAY MENS TRIOS 2023-2024

Monday 7:00 pm

## **Bowlero Bristol**

Lanes 1 - 26

*President: JIM RYAN JR is on Lane 17 JIMRYANJR73@GMAIL.COM*

*Vice President: CHOCOLATE BROWN is on Lane 10 AMB7156@GMAIL.COM*

*Secretary: ROB PREMAZA JR is on Lane 11 RPREMAZA@GMAIL.COM Treasurer: BOB DINAN is on Lane 1 RAD649@GMAIL.COM*

### **2024/25 Season**

League meeting is Aug 19, 2024 @ 6:30pm

Monday 7:00 pm

## Bowlero Bristol

Lanes 1 - 26

### Team Standings

Place	#	Team Name	Year-To-Date WON	Y-T-D UnEarned	Team Avg	Place	#	Team Name	Year-To-Date WON	Y-T-D UnEarned	Team Avg
1	12	AJP, INC	187		594	14	6	RIDERS ON THE STORM	152½		608
2	10	PBRs	181		573	15	5	APOCALYPSE	152		594
3	19	FINALLY(1)	179		652	16	2	BRASS BALLZ	149		583
4	25	C'MON MAN	178		600	17	3	HHL	146		625
5	1	THE BEER BITCHES	176		631	18	13	TRECE	146		612
6	15	BALLZ DEEP	169		559	19	11	THE LONG ISLANDERS	139		583
7	17	GEORGE'S TEAM	168		550	20	26	THE EXILES	137½		564
8	8	TRINITY(3)	166		631	21	7	QUIET ASSASSINS	135		533
9	24	MMC PREMIER PRO SHOP	165	9	637	22	21	THREE AMIGOS	133		575
10	9	TRG	165		570	23	20	X-FORCE	131		530
11	14	HOLD OUR BALLS	165		568	24	18	DOWN THE SHORE	129		540
12	16	CROYDON(2)	155		550	25	22	FOR BENDER	118		499
13	23	TRIPLE THREAT	154		623	26	4	NADS	93		366

### Review of Last Week's Bowling.....

Lanes	Team Name	HDCP -1-	HDCP -2-	HDCP -3-	HDCP Total	Last Wk WON	Team Name	HDCP -1-	HDCP -2-	HDCP -3-	HDCP Total	Last Wk WON	
1-2	FOR BENDER	511	616	527	1654	2	<--->	QUIET ASSASSINS	533	579	573	1685	7
3-4	NADS	468	510	525	1503	0	<--->	X-FORCE	538	535	565	1638	9
5-6	BALLZ DEEP	562	568	558	1688	7	<--->	DOWN THE SHORE	532	599	483	1614	2
7-8	THE LONG ISLANDER	490	559	538	1587	4	<--->	THREE AMIGOS	620	549	536	1705	5
9-10	TRIPLE THREAT	678	586	644	1908	7	<--->	RIDERS ON THE STO	574	612	581	1767	2
11-12	APOCALYPSE	729	626	631	1986	9	<--->	TRECE	605	563	562	1730	0
13-14	FINALLY(1)	675	699	646	2020	2	<--->	TRG	728	652	677	2057	7
15-16	TRINITY(3)	593	600	660	1853	2	<--->	GEORGE'S TEAM	626	610	622	1858	7
17-18	MMC PREMIER PRO S	526	620	680	1826	0	<--->	PBRs	611	663	708	1982	9
19-20	CROYDON(2)	613	608	604	1825	4	<--->	C'MON MAN	560	605	699	1864	5
21-22	THE BEER BITCHES	634	592	650	1876	2	<--->	HHL	627	684	687	1998	7
23-24	AJP, INC	528	535	546	1609	7	<--->	BRASS BALLZ	552	457	492	1501	2
25-26	HOLD OUR BALLS	575	584	610	1769	7	<--->	THE EXILES	513	597	532	1642	2

### Lane Assignments

	1-2	3-4	5-6	7-8	9-10	11-12	13-14	15-16	17-18	19-20	21-22	23-24	25-26
Wk35 05/20	1- 2	3- 4	6- 7	11-12	14- 15	5- 24	25- 9	10- 17	19- 23	16- 18	20- 21	22- 26	8- 13 <i>Manually assigned</i>

### Individual High Averages

236.00	PAUL BLUM	224.44	ROBERT PREMAZA JR	222.52	TRAVIS HUGHES	218.27	JAMES RYAN SR
215.58	MATT AYRES	215.47	BOB PREMAZA III	214.99	PHILIP YUSSEN	213.62	ANDREW FORREST
213.52	NICHOLAS CUTCHINEA	213.04	KEN JENSEN	212.73	TOMMY HIRLEMAN IV	212.51	STEVEN LESSA

### Last Week's Top Scores

Team Scratch Game	Team Scratch Series	Team Handicap Game	Team Handicap Series
712 APOCALYPSE	2020 FINALLY(1)	729 APOCALYPSE	2057 TRG
699 FINALLY(1)	1983 HHL	728 TRG	1998 HHL
699 C'MON MAN	1935 APOCALYPSE	708 PBRs	1986 APOCALYPSE
682 HHL	1890 TRIPLE THREAT	687 HHL	1982 PBRs
680 MMC PREMIER PRO SHOP	1876 THE BEER BITCHES	678 TRIPLE THREAT	1908 TRIPLE THREAT
672 TRIPLE THREAT	1864 C'MON MAN	626 GEORGE'S TEAM	1858 GEORGE'S TEAM
660 TRINITY(3)	1853 TRINITY(3)	616 FOR BENDER	1825 CROYDON(2)
660 TRG	1853 TRG	613 CROYDON(2)	1688 BALLZ DEEP
653 PBRs	1826 MMC PREMIER PRO SHOP	597 THE EXILES	1654 FOR BENDER
650 THE BEER BITCHES	1792 PBRs	568 BALLZ DEEP	1642 THE EXILES
Scratch Game	Scratch Series	Handicap Game	Handicap Series
279 ROBERT PREMAZA JR	782 ROBERT PREMAZA JR	299 SEAN ANDREWS	824 ROBERT PREMAZA JR
268 NICHOLAS CUTCHINEAL	705 JAMES RYAN SR	293 ROBERT PREMAZA JR	792 HARRY SCANCELLA
266 JAMES RYAN JR	696 NICHOLAS CUTCHINEAL	292 JOHN LAIRD	792 WILLIAM MURPHY
266 JOHN LAIRD	695 JAMES RYAN JR	291 PEREZ ISOM III	779 ROBERT PREMAZA SR
265 PEREZ ISOM III	692 PAUL BLUM	291 JAMES RYAN JR	770 JAMES RYAN JR
263 SEAN ANDREWS	682 PEREZ ISOM III	291 NICHOLAS CUTCHINEAL	765 ROBERT MURPHY
259 TOMMY HIRLEMAN IV	681 ROBERT MURPHY	290 WILLIAM MURPHY	765 NICHOLAS CUTCHINEA
258 ROBERT MURPHY	673 JOHN LAIRD	289 RON STEIGERWALT	763 KENNY ATCHERSON
258 KEN JENSEN	665 PHILIP YUSSEN	286 ROBERT MURPHY	762 JAMES RYAN SR

Monday 7:00 pm

## Bowlero Bristol

Lanes 1 - 26

**Scratch Game**

253 RON STEIGERWALT

**Scratch Series**

662 FLOYD HECK

**Handicap Game**

282 TOMMY HIRLEMAN IV

**Handicap Series**

760 PEREZ ISOM III

### Season High Scores

Team Scratch Series	Team Scratch Game	Team Handicap Series	Team Handicap Game
2172 MMC PREMIER PRO SHOP	780 FINALLY(1)	2196 TRECE	820 TRG
2092 TRINITY(3)	752 TRIPLE THREAT	2157 CROYDON(2)	765 QUIET ASSASSINS
2091 THE BEER BITCHES	736 THREE AMIGOS	2107 APOCALYPSE	760 X-FORCE
2091 HHL	734 RIDERS ON THE STORM	2104 AJP, INC	734 BRASS BALLZ
2040 HOLD OUR BALLS	724 PBRs	2092 GEORGE'S TEAM	726 C'MON MAN
1891 THE EXILES	695 BALLZ DEEP	2040 DOWN THE SHORE	707 THE LONG ISLAND
1660 FOR BENDER	435 NADS		

*Bowlers must have completed a minimum of 66 games to be eligible for any league award.*

*The bowler with the high average is not eligible for season game and series awards.*

**Scratch Game**

300 LUIS PEREZ  
 300 ROBERT PREMAZA JR  
 300 FLOYD HECK  
 300 ANDREW FORREST  
 299 ZACHARY JENSEN  
 298 PHILIP YUSSEN  
 287 BOB PREMAZA III  
 279 MICHAEL ANDREWS  
 279 ROBERT DINAN  
 279 JASON DORAN  
 279 DILLON HECK

**Scratch Series**

798 TRAVIS HUGHES  
 781 JOHN LAIRD  
 760 MATT AYRES  
 752 JAMES RYAN JR  
 746 KEN JENSEN  
 742 JAMES RYAN SR  
 739 JOSEPH KREMER  
 736 NICHOLAS CUTCHINEAL  
 731 PEREZ ISOM III  
 720 PATRICK WALTER

**Handicap Game**

339 JOHN WOLF  
 330 SEAN ANDREWS  
 329 ROBERT DEERING SR  
 328 DAVE LOPEZ  
 325 TOMMY HIRLEMAN IV  
 320 JASON KNIGHT  
 316 EVAN FALKOWITZ  
 315 THOMAS WALKER  
 313 JAVED DENNISSEUR  
 313 WILLIAM AYRES SR

**Handicap Series**

877 TONY STUART  
 871 RAY SHOUP  
 838 STEVEN LESSA  
 837 JAMES KEITH  
 833 CHARLES ARRINGTON  
 832 MARK SPIEGEL  
 829 GEORGE KOTZ  
 825 WILLIAM RIGLER  
 825 DAVE SCHILLING  
 825 KENNY ATCHERSON

### Team Rosters

Name	Avg	Gms	-1-	-2-	-3-	Total	To Drop Avg -1	To Raise Avg +1	High Game	High Sers
<b>1 - THE BEER BITCHES</b> Lane 1 HDCP=0 Avg=631										
ROBERT DINAN	200	96	186	191	231	608	539	639	279	707
ROBERT C. DEERING SR	195	99	214	166	196	576	510	613	288	702
PAUL M. BLUM	236	99	234	235	223	692	707	810	300	789
ROB DEERING JR	199	6				0	584	594	222	592
<b>2 - BRASS BALLZ</b> Lane 2 HDCP=40 Avg=583										
DAVE LOPEZ	183	99	186	135	145	466	521	624	279	637
VICTOR O. TORRES JR	202	96	225	148	179	552	521	621	278	719
VICTOR O. TORRES SR	198	99	132	165	159	456	588	691	258	695
PABLO RUIZ	bk197	0				0			0	0
<b>3 - HHL</b> Lane 3 HDCP=0 Avg=625										
FLOYD HECK	212	99	225	203	234	662	601	704	300	760
DILLON HECK	204	78	213	210	225	648	575	657	279	703
JOHN LAIRD	209	96	184	266	223	673	592	692	289	781
MICHELLE HECK	191	27				0	552	583	244	686
<b>4 - NADS</b> Lane 4 HDCP=220 Avg=366										
RICHARD L. FISCHER	100	96	85	93	120	298	252	352	138	357
STEVE POKINIEWSKI	139	99	127	161	149	437	363	466	190	479
JOSEPH R. SOLIMEO	127	67	a117	a117	a117	351	374	445	190	483
<b>5 - APOCALYPSE</b> Lane 11 HDCP=36 Avg=594										
ROBERT R. PREMAZA SR	161	69	205	194	176	575	428	501	205	575
JASON DORAN	209	90	228	179	171	578	589	683	279	724
ROBERT R. PREMAZA JR	224	93	279	236	267	782	630	727	300	782
MIKE WOOD	179	24				0	522	550	229	615
JAMES W. DORAN JR	137	12				0	372	388	165	402
<b>6 - RIDERS ON THE STORM</b> Lane 5 HDCP=0 Avg=608										
ROBERT A. BROWN	183	102	172	179	148	499	490	596	237	656
PATRICK F. WALTER	211	91	a201	a201	a201	603	572	667	278	720
PHILIP S. YUSSEN	214	102	201	232	232	665	540	646	298	739

Monday 7:00 pm

## Bowlero Bristol

Lanes 1 - 26

Name	Avg	Gms	-1-	-2-	-3-	Total	To Drop Avg -1	To Raise Avg +1	High Game	High Sers
<b>7 - QUIET ASSASSINS</b> Lane 6 HDCP=63 Avg=533										
GERALD C. BENJAMIN	179	91				0	528	623	248	622
CHARLES ARRINGTON	174	87	140	211	183	534	440	531	259	664
MAXWELL F. HESS	180	102	191	168	218	577	463	569	256	656
**JAMES BOOSE	bk169	3				0	496	503	187	499
MICHAEL J. GOCHT	185	18	202	200	172	574	542	564	222	589
<b>8 - TRINITY(3)</b> Lane 25 HDCP=0 Avg=631										
JOSEPH M. KREMER	207	87	209	216	194	619	580	671	278	739
RAY SHOUP	208	81	177	203	249	629	579	664	286	778
PATRICK M. MURPHY	216	63				0	606	673	280	739
CHRISTOPHER L. DOWNES	209	54	207	181	217	605	623	681	247	679
<b>9 - TRG</b> Lane 14 HDCP=25 Avg=570										
DAVE B. SCHILLING	185	102	197	187	204	588	516	622	258	657
HARRY SCANCELLEA	173	102	204	203	214	621	430	536	242	622
TOMMY H. HIRLEMAN IV	212	102	259	194	191	644	561	667	297	719
<b>10 - PBRS</b> Lane 15 HDCP=0 Avg=573										
KENNY ATCHERSON	195	96	217	203	226	646	535	635	268	685
DAVE McCARTY	185	94	182		235	417	494	592	266	624
MIKE D. McCARTY	193	98	157	238	192	587	504	606	265	673
BERNARD J. SMALLA	154	15		142		142	453	472	194	510
<b>11 - THE LONG ISLANDERS</b> Lane 7 HDCP=9 Avg=583										
THOMAS C. WALKER	188	74	137	225	145	507	559	637	268	651
LAWRENCE BETTERSON	187	96	190	186	203	579	469	569	259	646
MALACHI MOORE	208	45				0	584	633	268	676
ANTONY GRIFFIN	154	47	125	110	152	387	459	510	214	559
LAWRENCE J. BETTERSON	bk208	3				0	508	515	195	511
<b>12 - AJP, INC</b> Lane 8 HDCP=0 Avg=594										
PETER A. REICHWEIN JR	194	96	155	186	171	512	525	625	278	706
JAMES T. KEITH	187	93	147	150	199	496	519	616	244	690
ANDREW FORREST	213	99	226	199	176	601	577	680	300	792
SEAN HATCH	223	15				0	664	683	257	697
COLLIN FOREST	bk206	3				0	641	648	254	642
<b>13 - TRECE</b> Lane 26 HDCP=16 Avg=612										
EVAN B. FALKOWITZ	189	102	178	174	154	506	504	610	278	705
TONY STUART	208	87	213	179	191	583	596	687	277	793
BOB PREMAZA III	215	81	214	210	217	641	606	691	287	731
DAN FISHER	193	24				0	568	596	276	670
<b>14 - HOLD OUR BALLS</b> Lane 9 HDCP=0 Avg=568										
WILLIAM R. RIGLER	192	96	226	171	194	591	547	647	274	705
BRIAN MASON	169	90	138	201	158	497	421	515	237	588
ROBERT T. MURPHY	207	102	211	212	258	681	610	716	265	681
BRIAN W. RIGLER	236	12				0	705	721	269	740
**JOE PONE JR	bk203	0				0			0	0
<b>15 - BALLZ DEEP</b> Lane 10 HDCP=7 Avg=559										
CLINTON THOMAS	186	96	235	168	185	588	542	642	261	656
JAVED D. DENNISSEUR	175	84				0	475	563	256	640
ALEX M. BROWN	198	63				0	588	655	257	687
RYAN ENNIS	164	9	180	154	162	496	489	502	180	502
MEL PALMER	141	51	104	203	168	475	417	472	207	515
<b>16 - CROYDON(2)</b> Lane 19 HDCP=0 Avg=550										
WILLIAM AYRES SR	156	96	130	187	176	493	449	549	245	587
JOHN WOLF	179	93	225	167	201	593	481	578	279	670
MATT AYRES	215	90	215	211	184	610	592	686	289	760

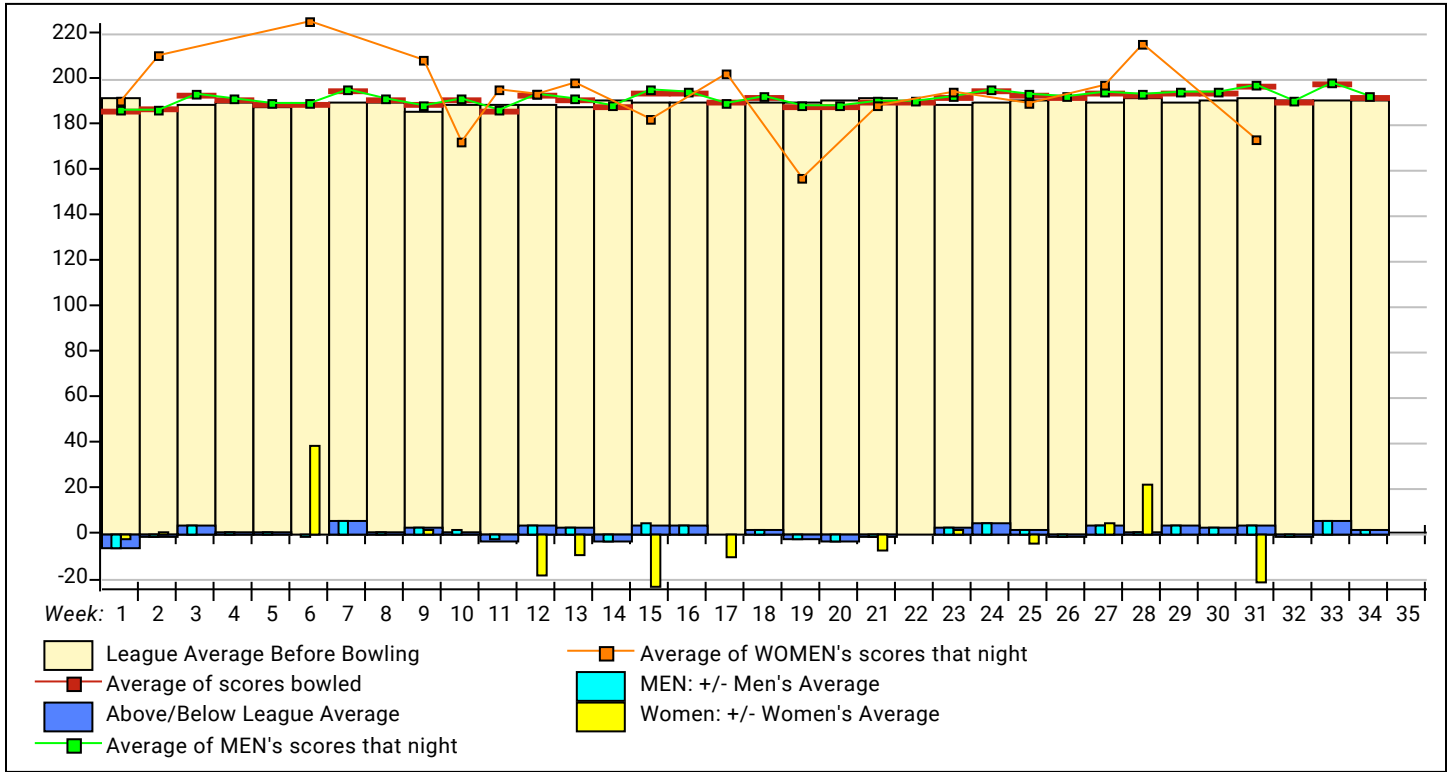
Monday 7:00 pm

## Bowlero Bristol

Lanes 1 - 26

Name	Avg	Gms	-1-	-2-	-3-	Total	To Drop Avg -1	To Raise Avg +1	High Game	High Sers
<b>17 - GEORGE'S TEAM</b> Lane 16 HDCP=19 Avg=550										
LARRY WESLOWSKI	175	102	152	161	146	459	454	560	237	593
BRUCE D. WEINSTEIN	188	102	235	197	192	624	524	630	257	662
GEORGE KOTZ	187	102	177	190	222	589	521	627	254	688
<b>18 - DOWN THE SHORE</b> Lane 20 HDCP=8 Avg=540										
SEAN ANDREWS	198	93	173	263	192	628	590	687	289	714
JOHN ANDREWS	145	93	172	149	104	425	359	456	215	516
MICHAEL ANDREWS	197	69	a187	a187	a187	561	545	618	279	717
<b>19 - FINALLY(1)</b> Lane 17 HDCP=0 Avg=652										
JAMES W. RYAN SR	218	75	236	234	235	705	633	712	288	742
JAMES RYAN JR	211	87	225	266	204	695	621	712	275	752
TRAVIS HUGHES	223	75	214	199	207	620	626	705	279	798
LIZ A. WOJCIK	201	15				0	583	602	223	646
DYLAN J. EVERT	226	60				0	676	740	300	758
<b>20 - X-FORCE</b> Lane 21 HDCP=38 Avg=530										
MICHAEL J. DWORNITSKI	173	96	176	178	203	557	426	526	236	638
DANIEL McCLOSKEY	169	87	170	165	148	483	419	510	218	608
DAVID A. HOLZEMAN	188	91	192	192	214	598	517	612	252	651
JAMES MACGORIN	bk161	3				0	533	540	212	534
<b>21 - THREE AMIGOS</b> Lane 22 HDCP=0 Avg=575										
PETER CALLAHAN	167	69	a157	a157	a157	471	437	510	225	580
LUIS PEREZ	210	93	210	194	180	584	578	675	300	743
RON STEIGERWALT	198	93	253	198	199	650	548	645	267	707
<b>22 - FOR BENDER</b> Lane 23 HDCP=55 Avg=499										
DAVID J. DRAB	163	69	189	204	164	557	463	536	223	557
ERIC DRAB J	173	99	135	225	176	536	464	567	228	598
JOHN DRAB	163	96	a153	a153	a153	459	425	525	234	620
<b>23 - TRIPLE THREAT</b> Lane 18 HDCP=24 Avg=623										
NICHOLAS J. CUTCHINEAL	213	87	268	182	246	696	593	684	278	736
JASON M. KNIGHT	193	93	202	220	185	607	558	655	280	705
JACK E. KNIGHT	217	24				0	641	669	265	723
EMILY GIBBONS	208	9				0	619	632	248	686
STEVE BARNES	196	45	202	178	207	587	553	602	257	650
<b>24 - MMC PREMIER PRO SHOP</b> Lane 12 HDCP=0 Avg=637										
KEN JENSEN	213	96	163	235	258	656	634	734	279	746
STEVEN A. LESSA	212	72	200	187	210	597	598	674	278	739
ZACHARY E. JENSEN	212	99	163	198	212	573	611	714	299	749
RAY MAHON	219	24				0	650	678	279	732
FRANK SOPCAK SR	187	24				0	559	587	237	603
<b>25 - C'MON MAN</b> Lane 13 HDCP=0 Avg=600										
GARY SILLS	206	87	161	179	191	531	555	646	258	704
WILLIAM MURPHY	185	84	206	202	243	651	482	570	255	658
PEREZ J. ISOM III	209	102	193	224	265	682	562	668	268	731
MIKE F. SAMSEL JR	176	15				0	522	541	206	553
<b>26 - THE EXILES</b> Lane 24 HDCP=0 Avg=564										
MARK SPIEGEL	178	84	170	204	134	508	495	583	246	667
DAVID S. ROBY	185	99	157	179	207	543	493	596	266	668
KENNY J. HOYER	201	99	183	211	188	582	591	694	266	703

League Average Week-by-Week



Monday 7:00 pm

## Bowlero Bristol

Lanes 1 - 26

### This Week's Statistics

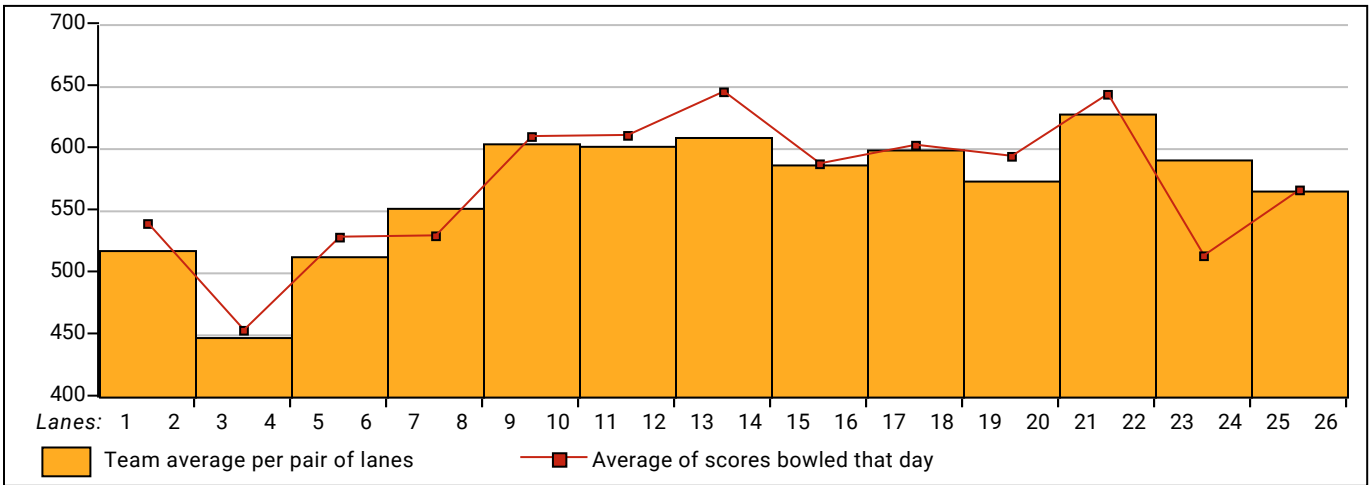
	Over All	Men	Women
How many people bowled	74	74	0
Number of games bowled	219	219	0
Actual average of week's scores	192.28	192.28	0.00
How many games above average	112	112	0
How many games below average	105	105	0
Pins above/below average per game	1.77	1.77	0.00
How many people raised average	41	41	--
by this amount	0.50	0.50	0.00
How many people went down	33	33	--
by this amount	-0.52	-0.52	0.00
League average before bowling	190.68	190.68	0.00
League average after bowling	190.73	190.73	0.00
Change in league average	0.05	0.05	0.00
800s	--	--	--
775s	1	1	--
750s	--	--	--
725s	--	--	--
700s	1	1	--
675s	5	5	--
650s	6	6	--
625s	6	6	--
600s	9	9	--
575s	17	17	--
550s	5	5	--
525s	4	4	--
500s	4	4	--
475s	7	7	--
450s	3	3	--
425s	2	2	--
400s	1	1	--
below 400	3	3	--
300s	--	--	--
275s	1	1	--
250s	10	10	--
225s	29	29	--
200s	56	56	--
175s	63	63	--
150s	34	34	--
125s	20	20	--
100s	4	4	--
below 100	2	2	--

Monday 7:00 pm

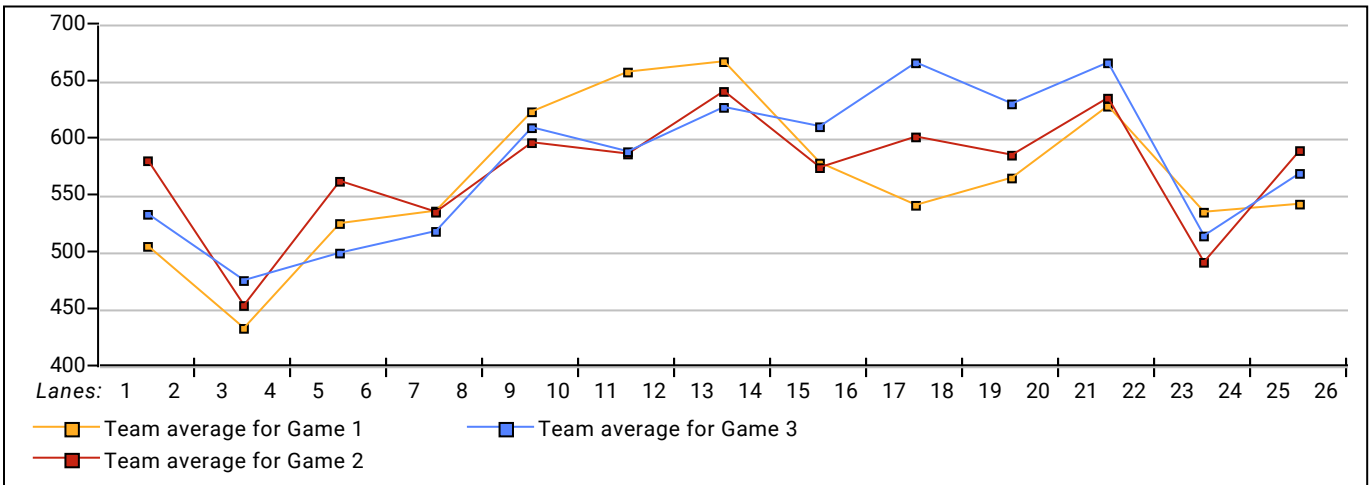
*Bowlero Bristol*

Lanes 1 - 26

**Team Average vs Avg of Scores**



**Average of Scores for Each Game**



**Amount Over/Under Team Average**

