

470 Scratch Daytime Travel

Tuesday 11:00 am

Valencia Lanes

Lanes 15 - 22

***** Have FUN! No points awarded this week! *****

USBC Certification:

President: Patti Di Luigi is on Lane 9

Secretary/Treasurer: Medy Fernandez is on Lane 9

Team Standings

Place	#	Team Name	Year-To-Date WON	Y-T-D LOST	Total Pins	Team Avg	High Game	High Sers
1	1	Strike Seekers (1&2)Champions	68	40	50669	468	592	1562
2	6	S.H.I.T.	66	42	50810	471	552	1520
3	2	Double Up	61 ½	46 ½	50775	469	562	1557
4	4	Alle Neune	51 ½	56 ½	48581	449	542	1513
5	5	Tuesday Travelers	50 ½	57 ½	48025	431	557	1487
6	7	We've Been Framed	48 ½	59 ½	47854	442	571	1488
7	3	Three for the Road	45 ½	62 ½	47588	432	543	1483
8	8	Splits and Giggles	40 ½	67 ½	46825	430	523	1399

Review of Last Week's Bowling.....

Lanes	Team Name	-1-	-2-	-3-	Total	Last Wk WON		Team Name	-1-	-2-	-3-	Total	Last Wk WON
15-16	Strike Seekers (1&2)C	412	444	483	1339	1	<--->	S.H.I.T.	478	494	432	1404	2
17-18	Double Up	472	546	515	1533	3	<--->	Tuesday Travelers	392	473	448	1313	0
19-20	Alle Neune	415	454	461	1330	2 ½	<--->	We've Been Framed	415	406	391	1212	0 ½
21-22	Three for the Road	472	402	402	1276	1	<--->	Splits and Giggles	391	450	436	1277	2

Lane Assignments

9-10 11-12 13-14 15-16

This week you bowl at Winnetka Bowl

Wk37 05/21 3- 6 5- 1 4- 8 7- 2 No points Fun Nite - Nothing Counts- Start Lane - 15

TEAM MATCH POINTS

Team 1	Team 2	Team 3	Team 4	Team 5	Team 6	Team 7	Team 8
187.5	187.0	138.0	162.0	145.5	175.5	156.5	144.0

Team Rosters

1 - Strike Seekers (1&2)Champions Lane 18 Avg=468

Name	Pins	Gms	Avg	High Game	High Sers	-1-	-2-	-3-	Total	Points Won
Maria Paier	14982	99	151	234	562	122	163	92	377	66.0
Debbie Stelle	11762	93	126	171	467	112	137	169	418	40.0
Nancy Kato	18360	96	191	279	678	178	144	222	544	81.5

2 - Double Up Lane 22 Avg=469

Name	Pins	Gms	Avg	High Game	High Sers	-1-	-2-	-3-	Total	Points Won
Fran Briscoe	13648	90	151	208	536	169	197	170	536	64.0
Gaynell Jackson	14893	102	146	204	510	142	149	177	468	64.0
Marcia Logan	17629	102	172	231	608	161	200	168	529	59.0

3 - Three for the Road Lane 15 Avg=432

Name	Pins	Gms	Avg	High Game	High Sers	-1-	-2-	-3-	Total	Points Won
Medy Fernandez	12722	90	141	200	473	169	120	151	440	42.0
Patti Di Luigi	13347	102	130	191	466	127	136	113	376	37.0
Jill Williamson	9529	59	161	213	600	176	146	138	460	31.0

4 - Alle Neune Lane 19 Avg=449

Name	Pins	Gms	Avg	High Game	High Sers	-1-	-2-	-3-	Total	Points Won
Stella Mount	14621	99	147	232	531	143	115	165	423	54.5
Elaine Mandato	14504	105	138	194	501	156	169	104	429	51.5
Petra Kaun	16090	98	164	229	603	116	170	192	478	56.0

5 - Tuesday Travelers Lane 17 Avg=431

Name	Pins	Gms	Avg	High Game	High Sers	-1-	-2-	-3-	Total	Points Won
Dayve Spencer	15085	105	143	230	532	117	172	202	491	49.5
Mary Basore	3308	29	114	156	397	a114	a114	a114	342	9.5
Sylvia Hedding	17255	99	174	248	623	161	187	132	480	66.5

6 - S.H.I.T. Lane 16 Avg=471

Name	Pins	Gms	Avg	High Game	High Sers	-1-	-2-	-3-	Total	Points Won
Barbara Vaccarello	8070	54	149	190	521	a149	a149	a149	447	37.5
Sami Scott	15632	102	153	230	551	161	177	134	472	63.5
Pam Findl	13205	78	169	224	606	168	168	149	485	51.0

7 - We've Been Framed Lane 21 Avg=442

Name	Pins	Gms	Avg	High Game	High Sers	-1-	-2-	-3-	Total	Points Won
Georgia Garey	16196	107	151	227	550	127	119	128	374	69.0
Tina Gonzalez	10587	75	141	206	515	138	137	113	388	56.0
Patricia Rebbcke	15385	102	150	279	564	a150	a150	a150	450	31.5

8 - Splits and Giggles Lane 20 Avg=430

Name	Pins	Gms	Avg	High Game	High Sers	-1-	-2-	-3-	Total	Points Won
Meleese Seigler	14465	102	141	198	496	129	133	157	419	50.0
Henny Shepherd	12670	90	140	190	498	113	168	130	411	58.5
Stacey Tarantino	12277	82	149	202	516	a149	a149	a149	447	30.5

Temporary Substitutes

Name	Pins	Gms	Avg	High Game	High Sers	-1-	-2-	-3-	Total
RC Cleveland	492	3	bk162	170	492				0
Cindy Dominguez	506	3	168	177	506				0
Chris Drew	1650	9	183	236	587				0
Sharon Enriquez	5120	33	155	210	521				0
Tina Enriquez	4360	24	181	221	596				0
Janine Ewing	1604	9	178	212	555				0

<u>Name</u>	<u>Pins</u>	<u>Gms</u>	<u>Avg</u>	<u>High</u> <u>Game</u>	<u>High</u> <u>Sers</u>	<u>-1-</u>	<u>-2-</u>	<u>-3-</u>	<u>Total</u>
Deanie Kepner	4584	33	138	178	439				0
Gayle Kirby	483	3	bk182	198	483				0
Pauline Mengel	2121	15	141	200	466				0
Jayne Nishimoto	1909	12	159	192	525				0

Last Week's Top Scores

Team Scratch Game

546 Double Up

Scratch Game

222 Nancy Kato
 202 Dayve Spencer
 200 Marcia Logan
 197 Fran Briscoe
 192 Petra Kaun

Team Scratch Series

1533 Double Up

Scratch Series

544 Nancy Kato
 536 Fran Briscoe
 529 Marcia Logan
 491 Dayve Spencer
 485 Pam Findl

Season High Scores

Team Scratch Series

1562 Strike Seekers (1&2) Champions

Bowlers must have completed a minimum of 72 games to be eligible for any league award.

Scratch Series

678 Nancy Kato

Team Scratch Game

571 We've Been Framed

Scratch Game

279 Patricia Rebbeck

Individual High Averages

191.25 Nancy Kato

Most Improved Average

135 to 153.25 = +18.25 Sami Scott

High Individual Match Points

81.5 Nancy Kato

View Standings on the Web

Visit LeagueSecretary.com - This league's ID number is **121558**

View standings, bowler history, statistics and more. Also check out the Mobile App.

Visit bowl.com - This league's ID number is **40345**



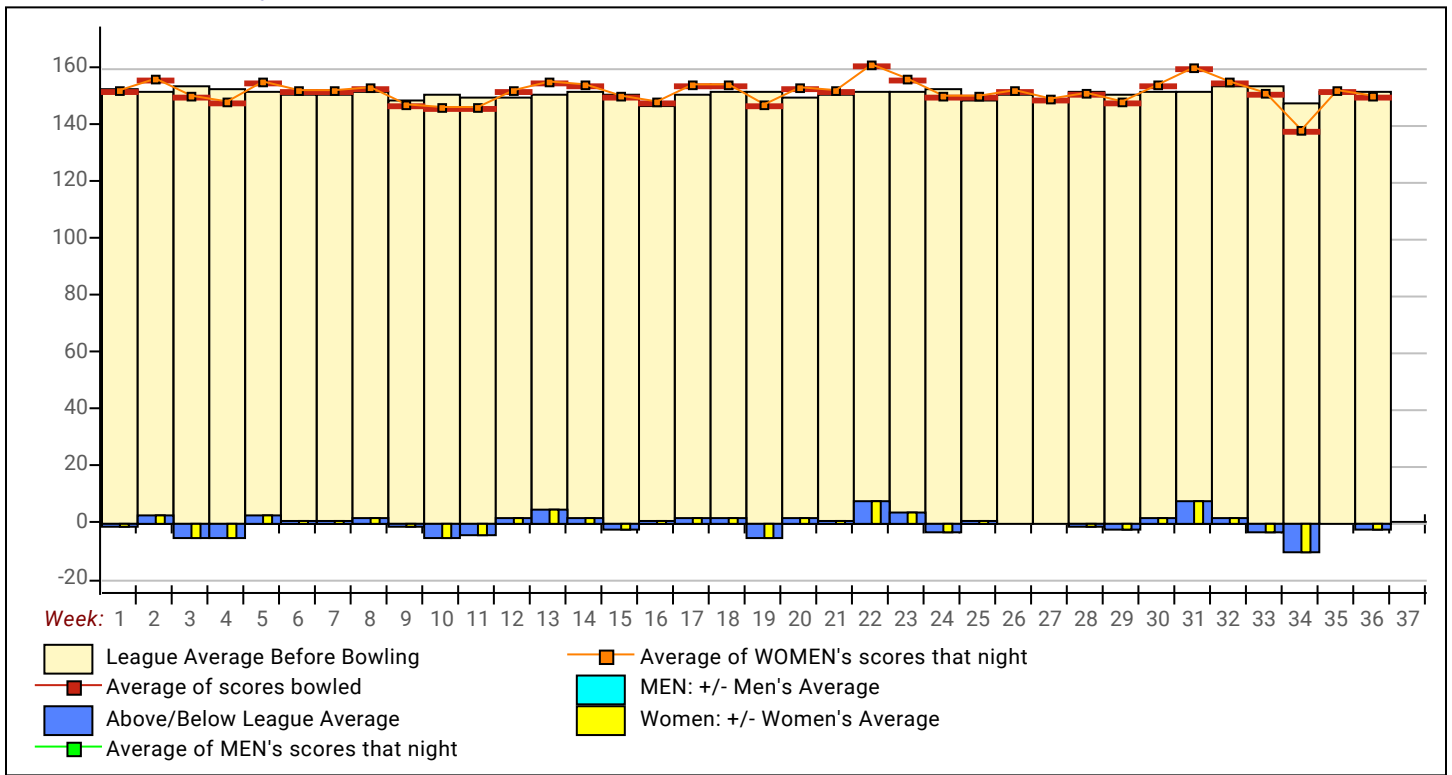
Average List of Regular Team Members

<u>Name</u>	<u>Pins</u>	<u>Gms</u>	<u>True Average</u>	<u>Name</u>	<u>Pins</u>	<u>Gms</u>	<u>True Average</u>
Kato, Nancy	18360	96	191.25	Vaccarello, Barbara	8070	54	149.44
Hedding, Sylvia	17255	99	174.29	Mount, Stella	14621	99	147.69
Logan, Marcia	17629	102	172.83	Jackson, Gaynell	14893	102	146.01
Findl, Pam	13205	78	169.29	Spencer, Dayve	15085	105	143.67
Kaun, Petra	16090	98	164.18	Seigler, Meleese	14465	102	141.81
Williamson, Jill	9529	59	161.51	Fernandez, Medy	12722	90	141.36
Scott, Sami	15632	102	153.25	Gonzalez, Tina	10587	75	141.16
Briscoe, Fran	13648	90	151.64	Shepherd, Henny	12670	90	140.78
Garey, Georgia	16196	107	151.36	Mandato, Elaine	14504	105	138.13
Paier, Maria	14982	99	151.33	Di Luigi, Patti	13347	102	130.85
Rebbeck, Patricia	15385	102	150.83	Stelle, Debbie	11762	93	126.47
Tarantino, Stacey	12277	82	149.72	Basore, Mary	3308	29	114.07

High match Points: All Members of This League

<u>Name</u>	<u>Points Won</u>	<u>Points Lost</u>	<u>%Won</u>	<u>Name</u>	<u>Points Won</u>	<u>Points Lost</u>	<u>%Won</u>
Nancy Kato	81.5	26.5	75.46 %	Patricia Rebbeck	31.5	76.5	29.17 %
Georgia Garey	69.0	39.0	63.89 %	Jill Williamson	31.0	41.0	43.06 %
Sylvia Hedding	66.5	38.5	63.33 %	Stacey Tarantino	30.5	65.5	31.77 %
Maria Paier	66.0	42.0	61.11 %	Jayne Nishimoto	18.0	9.0	66.67 %
Fran Briscoe	64.0	41.0	60.95 %	Tina Enriquez	15.0	9.0	62.50 %
Gaynell Jackson	64.0	41.0	60.95 %	Sharon Enriquez	10.0	23.0	30.30 %
Sami Scott	63.5	42.5	59.91 %	Mary Basore	9.5	71.5	11.73 %
Marcia Logan	59.0	46.0	56.19 %	Deanie Kepner	8.5	24.5	25.76 %
Henny Shepherd	58.5	40.5	59.09 %	Chris Drew	8.0	1.0	88.89 %
Petra Kaun	56.0	52.0	51.85 %	Pauline Mengel	7.0	8.0	46.67 %
Tina Gonzalez	56.0	49.0	53.33 %	Janine Ewing	5.0	4.0	55.56 %
Stella Mount	54.5	53.5	50.46 %	RC Cleveland	3.0		100.00 %
Elaine Mandato	51.5	56.5	47.69 %	Cindy Dominguez	1.0	2.0	33.33 %
Pam Findl	51.0	45.0	53.13 %	Gayle Kirby	1.0	2.0	33.33 %
Meleese Seigler	50.0	58.0	46.30 %	Becky Goldberg			0.00 %
Dayve Spencer	49.5	58.5	45.83 %	Trish Carpenter			0.00 %
Medy Fernandez	42.0	54.0	43.75 %	Laura Justman			0.00 %
Debbie Stelle	40.0	68.0	37.04 %	Joann Messina			0.00 %
Barbara Vaccarello	37.5	31.5	54.35 %	Margaret Vesprini			0.00 %
Patti Di Luigi	37.0	68.0	35.24 %				

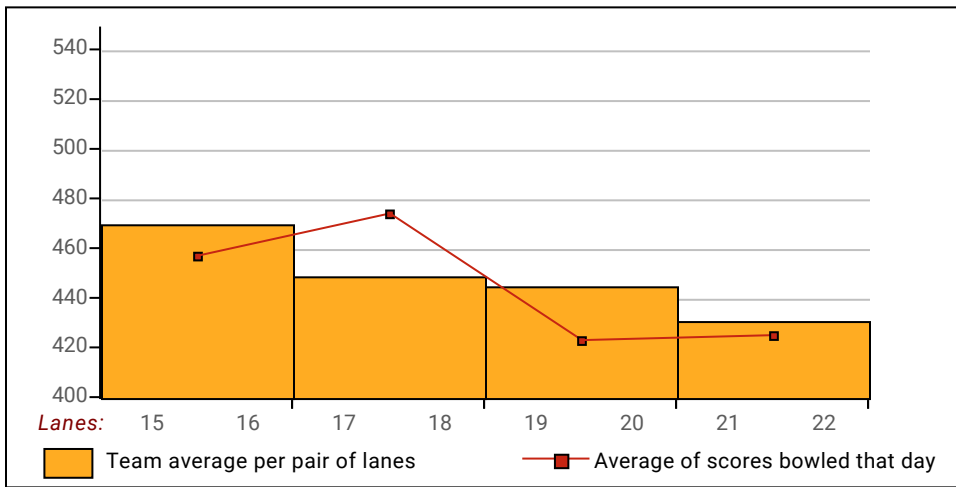
League Average Week-by-Week



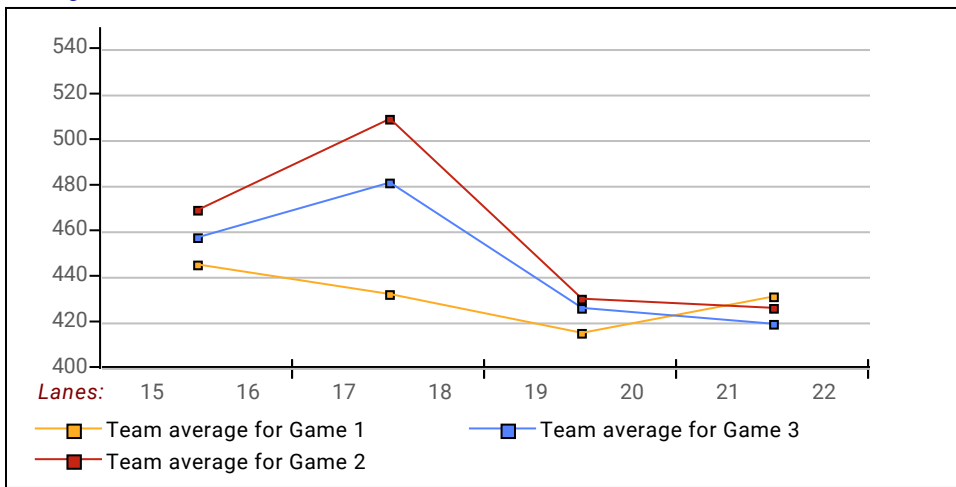
This Week's Statistics

	<u>Women</u>
How many people bowled	20
Number of games bowled	60
Actual average of week's scores	149.97
How many games above average	26
How many games below average	34
Pins above/below average per game	-1.53
How many people raised average	8
by this amount	0.35
How many people went down	12
by this amount	-0.36
League average before bowling	152.02
League average after bowling	151.94
Change in league average	-0.07
800s	--
775s	--
750s	--
725s	--
700s	--
675s	--
650s	--
625s	--
600s	--
575s	--
550s	--
525s	3
500s	--
475s	4
450s	3
425s	2
400s	4
below 400	4
300s	--
275s	--
250s	--
225s	--
200s	3
175s	7
150s	19
125s	19
100s	11
below 100	1

Team Average vs Avg of Scores



Average of Scores for Each Game



Amount Over/Under Team Average

