

Friday 5:00 pm

## Your Home Center Week

Lanes 1 - 32

Secretary/Treasurer: Shaun Ciesielski (219)462-1300 Shaun@InmansBowl.com

### View Standings on the Web

Visit [LeagueSecretary.com](http://LeagueSecretary.com) - This league's ID number is 62287  
View standings, bowler history, statistics and more. Also check out the Mobile App.



#### Important Messages

2024 Lakeshore Conference Indiana Middle School Bowling Schedule  
**\*\*REGIONAL FOR EVERYONE SAT. MAY 4TH AT INMAN'S. CHECK IN 11AM\*\***  
**\*\*DRESS CODE STRICTLY ENFORCED\*\*** IMSB Shirt and Slacks.

### Last Week's Top Scores

#### 5th Grade Girls

	Scratch Game	Scratch Series
<b>Girls</b>	105 Reese Rheinholtz	207 Lorelei Loving
	104 Lorelei Loving	203 Reese Rheinholtz
	103 Rylie Meier-Harrington	189 Sophia Kuckie
	99 Sophia Kuckie	160 Rylie Meier-Harrington

#### 5th Grade Boys

	Scratch Game	Scratch Series
<b>Boys</b>	193 Dylan Fox	315 Dylan Fox
	155 Ryan Kammer	310 Ryan Kammer
	144 Gavin Garza	244 Gavin Garza
	133 Blake Gilbert	237 Blake Gilbert
	100 Dillan Dove	191 Dillan Dove
	97 Ryder Scarborough	186 Liam Follmer
	93 Liam Follmer	184 Ryder Scarborough
	80 Graham Harrell	144 Graham Harrell
	73 James Ault	139 James Ault

#### 6th Grade Girls

	Scratch Game	Scratch Series
<b>Girls</b>	199 Ava Meyer	314 Eva Grover
	160 Eva Grover	306 Ava Meyer
	129 Adalyn Hedrick	256 Adalyn Hedrick
	115 Victoria Cecoi	201 Victoria Cecoi
	102 Lillianna Alvarez	187 Lucy Keith
	97 Lucy Keith	180 Lillianna Alvarez
	92 Elizabeth Hopkins	156 Jocelyn Blasio
	91 Jocelyn Blasio	146 Meg Bretana
	75 Meg Bretana	141 Elizabeth Hopkins

#### 6th Grade Boys

	Scratch Game	Scratch Series
<b>Boys</b>	163 Elliott Stadler	297 Elliott Stadler
	156 Mason Dudley	290 Mason Dudley
	152 Jordan Fecarotta	274 Michael Miller
	144 Michael Miller	267 Michael Moyers
	136 Max Schmidt	265 Jordan Fecarotta
	134 Michael Moyers	248 Bryce Garvey
	133 Bryce Garvey	247 Julian Lupian
	129 Emerick Anthony	228 Max Schmidt
	124 Julian Lupian	215 Emerick Anthony
	106 Nathan Fasshauer	199 Nathan Fasshauer

#### 7th Grade Girls

Friday 5:00 pm

**Your Home Center Week**

Lanes 1 - 32

**Last Week's Top Scores - Continued**

	Scratch Game			Scratch Series		
<b>Girls</b>	213	Josephina Clasen		369	Josephina Clasen	
	208	Trinity Adler		366	Bree Ciesielski	
	183	Bree Ciesielski		349	Trinity Adler	
	183	Lauren Vincent		338	Josephine Kresno	
	182	Josephine Kresno		329	Corrine Oswald	
	179	Leah Ratz		308	Lauren Vincent	
	169	Ireland Quinn		304	Ireland Quinn	
	167	Corrine Oswald		298	Leah Ratz	
	139	Alaina Ault		268	Alaina Ault	
	136	Sophia Beller		257	Sophia Beller	
136	Madison Terry					

7th Grade Boys

	Scratch Game			Scratch Series		
<b>Boys</b>	211	Gepson Matthes		396	Gepson Matthes	
	199	Kody Coppinger		388	Kody Coppinger	
	188	Chase Mattull		364	Cameron Coursel	
	184	Cameron Coursel		337	Chase Mattull	
	165	Cooper Barnes		315	Cooper Barnes	
	154	Gavyn Schultz		295	Gavyn Schultz	
	145	Mason Bremer		250	Karter Shores	
	133	Karter Shores		249	Mason Bremer	
	122	Blake Barenthin		222	Cayden Pierce	
	116	Cayden Pierce		217	Blake Barenthin	

8th Grade Girls

	Scratch Game			Scratch Series		
<b>Girls</b>	234	Emma Meier		398	Kylie Quinn	
	233	Kylie Quinn		364	Makenna Morales	
	204	Makenna Morales		364	Emma Meier	
	196	Alyssa Coyle		337	Alyssa Coyle	
	173	Ava Hedrick		323	Mya Grover	
	164	Mya Grover		300	Ava Hedrick	
	95	Ariana Shilling		188	Ariana Shilling	
	94	Makayla Bunchek		158	Makayla Bunchek	

8th Grade Boys

	Scratch Game			Scratch Series		
<b>Boys</b>	256	Bryson Clark		439	Bryson Clark	
	213	Ben Vulpitta		399	Ben Vulpitta	
	202	Tyler Gething		369	Tyler Gething	
	188	Austin Schulz		353	Blake Clinton	
	186	Blake Clinton		349	Chandler Fisher	
	184	Larry Williams III		342	Brendyn Bara	
	182	Brendyn Bara		334	Austin Schulz	
	180	Chandler Fisher		333	Larry Williams III	
	173	Gavin Jackson-Engle		331	Gabe Munsie	
	170	Gabe Munsie		330	Daniel Anthony	

**Average List of All Members of This League**

<b>Division 1: 5th Grade Girls</b>																	
		True							High	High	To Raise				Most Improved		
	Name	Average	Team Name	Pins	Gms	-1-	-2-	-3-	Total	Game	Sers	Avg +1	150's	175's	200's	Avg +/-	
1	Sophia Kuckie	130.48	Inmans Tues 2	3262	25	99	90		189	182	452	406	1	3	-	131	-0.52
2	Reese Rheinoltz	130.30	Casey's 1	2997	23	105	98		203	187	420	409	5	1	-	149	-18.70
3	Rylie Meier-Harrington	109.65	Hobart 2	1864	17	57	103		160	158	401	336	2	-	-	118	-8.35
4	Lorelei Loving	94.40	Hobart 2	2360	25	104	103		207	148	365	300	-	-	-	81	+13.40
5	Isis Brown	43.14	Hobart 2	302	7				0	82	125	138	-	-	-		

**Division 2: 5th Grade Boys**

Friday 5:00 pm

## Your Home Center Week

Lanes 1 - 32

	Name	True			Pins	Gms	-1-	-2-	-3-	Total	High Game	High Sers	To Raise			Most Improved	
		Average	Team Name										Avq +1	150's	175's	200's	Avg
1	Ryan Kammer	159.84	Inmans Tues 1	3996	25	155	155		310	210	506	484	12	2	4	158	+1.84
2	Gavin Garza	138.56	Inmans Tues 1	3464	25	144	100		244	181	470	428	3	2	-	133	+5.56
3	Dylan Fox	138.37	Hobart 4	2629	19	122	193		315	193	470	429	5	1	-	126	+12.37
4	Ryder Scarborough	107.71	Casey's 1	2585	24	87	97		184	145	375	331	-	-	-	107	+0.71
5	Liam Follmer	99.96	Casey's 3	2299	23	93	93		186	135	341	301	-	-	-	102	-2.04
6	Blake Gilbert	90.09	Hobart 5	2072	23	133	104		237	133	338	294	-	-	-	79	+11.09
7	Dillan Dove	87.45	Casey's 1	1924	22	91	100		191	121	283	276	-	-	-	85	+2.45
8	James Ault	73.53	Hobart 5	1397	19	73	66		139	116	264	231	-	-	-	79	-5.47
9	Graham Harrell	55.25	Hobart 5	1105	20	64	80		144	99	228	183	-	-	-	46	+9.25

### Division 3: 6th Grade Girls

	Name	True			Pins	Gms	-1-	-2-	-3-	Total	High Game	High Sers	To Raise			Most Improved	
		Average	Team Name										Avq +1	150's	175's	200's	Avg
1	Eva Grover	134.92	Inmans Thurs 1	3373	25	154	160		314	175	458	407	6	1	-	127	+7.92
2	Adalyn Hedrick	114.72	Casey's 1	2868	25	127	129		256	173	395	352	2	-	-	104	+10.72
3	Victoria Ceconi	97.96	Hobart 2	2449	25	115	86		201	130	350	295	-	-	-	85	+12.96
4	Chloie Sloma	94.05	Hobart 1	1975	21				0	142	371	305	-	-	-	106	-11.95
5	Lillianna Alvarez	85.80	City Lanes	2145	25	102	78		180	111	294	263	-	-	-	80	+5.80
6	Ava Meyer	81.75	Inmans Tues 2	1962	24	199	107		306	199	308	252	-	1	-	66	+15.75
7	Selena Loza	78.80	Inmans Tues 2	1182	15				0	125	252	240	-	-	-	79	-0.20
8	Lucy Keith	73.92	Hobart 2	1848	25	97	90		187	97	231	224	-	-	-	71	+2.92
9	Meg Bretana	72.23	Inmans Tues 2	1589	22	75	71		146	128	314	236	-	-	-	61	+11.23
10	Elizabeth Hopkins	72.00	Inmans Tues 2	1296	18	49	92		141	98	255	237	-	-	-	70	+2.00
11	Jocelyn Blasio	71.00	City Lanes	1349	19	65	91		156	91	229	235	-	-	-	72	-1.00

### Division 4: 6th Grade Boys

	Name	True			Pins	Gms	-1-	-2-	-3-	Total	High Game	High Sers	To Raise			Most Improved	
		Average	Team Name										Avq +1	150's	175's	200's	Avg
1	Elliott Stadler	176.16	Inmans Tues 1	4404	25	134	163		297	244	625	552	8	5	6	179	-2.84
2	Mason Dudley	153.89	Casey's 3	2770	18	134	156		290	195	514	464	8	3	-	159	-5.11
3	Michael Miller	148.00	Hobart 3	3700	25	130	144		274	210	540	472	9	3	1	149	-1.00
4	Michael Moyers	134.76	Hobart 4	3369	25	133	134		267	224	515	411	3	2	1	126	+8.76
5	Ryan Warren	129.75	Hobart 4	2595	20				0	158	408	395	1	-	-	126	+3.75
6	Bryce Garvey	119.84	Cressmoor	2996	25	115	133		248	162	405	364	3	-	-	114	+5.84
7	Jordan Fecarotta	118.00	Hobart 4	2242	19	113	152		265	153	397	376	2	-	-	114	+4.00
8	Max Schmidt	114.32	City Lanes	2858	25	136	92		228	176	359	362	-	1	-	125	-10.68
9	Samuel Zumbrun	108.40	Inmans Tues 1	2168	20				0	155	405	339	1	-	-	100	+8.40
10	Nathan Fasshauer	101.88	Inmans Tues 1	2547	25	93	106		199	145	322	309	-	-	-	105	-3.12
11	Julian Lupian	97.73	Inmans Tues 1	2150	22	123	124		247	130	315	300	-	-	-	97	+0.73
12	Colton Peterich	94.00	Inmans Tues 1	846	9				0	116	259	294	-	-	-		
13	Emerick Anthony	93.14	Inmans Tues 1	2049	22	86	129		215	129	319	301	-	-	-	85	+8.14
14	Vance Snyder	85.87	Casey's 1	1975	23				0	127	314	261	-	-	-	88	-2.13
15	Creed Kingrey	82.96	Inmans Tues 1	1908	23				0	119	290	250	-	-	-	82	+0.96
16	Tyler Eich	70.04	Hobart 4	1611	23	68	40		108	105	295	235	-	-	-	63	+7.04
17	Gambit Esteviz	56.14	Hobart 5	1235	22	48	70		118	81	186	190	-	-	-	56	+0.14

### Division 5: 7th Grade Girls

	Name	True			Pins	Gms	-1-	-2-	-3-	Total	High Game	High Sers	To Raise			Most Improved	
		Average	Team Name										Avq +1	150's	175's	200's	Avg
1	Josephina Clasen	188.08	Hobart 1	4702	25	156	213		369	223	624	590	6	12	7	191	-2.92
2	Bree Ciesielski	185.12	Inmans Tues 2	4628	25	183	183		366	259	673	580	6	8	7	162	+23.12
3	Josephine Kresno	167.04	Inmans Tues 3	4176	25	182	156		338	208	565	528	7	10	2	177	-9.96
4	Lauren Vincent	167.04	Hobart 1	4176	25	125	183		308	205	576	528	7	9	2	162	+5.04
5	Trinity Adler	158.76	Cressmoor	3969	25	208	141		349	236	507	483	2	7	3	162	-3.24
6	Ireland Quinn	157.48	Inmans Tues 3	3937	25	169	135		304	218	522	487	8	5	1	164	-6.52
7	Corrine Oswald	147.72	Cressmoor	3693	25	162	167		329	177	485	451	9	1	-	146	+1.72
8	Alaina Ault	129.00	Hobart 1	2451	19	139	129		268	176	437	409	-	1	-	133	-4.00
9	Leah Ratz	127.56	Casey's 1	3189	25	119	179		298	195	446	395	3	3	-	116	+11.56
10	Sophia Beller	125.12	Hobart 1	3128	25	121	136		257	170	395	400	4	-	-	127	-1.88
11	Serena Galvas	109.28	Casey's 2	2732	25	113	68		181	171	407	348	3	-	-	122	-12.72
12	Elise Engels	109.09	Inmans Tues 3	1200	11	90	112		202	138	355	340	-	-	-	108	+1.09
13	Madison Terry	103.12	Hobart 2	2578	25	106	136		242	152	348	334	1	-	-	94	+9.12
14	Sophia Henslee	101.91	Hobart 1	1121	11				0	142	345	307	-	-	-	100	+1.91
15	Evelyn Grayam	97.30	Inmans Thurs 1	1946	20	69	66		135	132	317	308	-	-	-	101	-3.70
16	Natalia Betts	89.30	Hobart 1	2054	23	82	79		161	148	367	286	-	-	-	99	-9.70
17	Olivia Strong	85.32	Hobart 2	2133	25	121	102		223	121	282	275	-	-	-	76	+9.32
18	Amaya Yahramatter	83.76	City Lanes	1759	21	105	78		183	115	304	257	-	-	-	77	+6.76
19	Nina Weeks	79.00	Inmans Tues 2	1422	18				0	159	367	258	1	-	-	62	+17.00
20	Emma Ulrich	75.04	Casey's 3	1726	23	98	85		183	98	252	250	-	-	-	75	+0.04

Friday 5:00 pm

## Your Home Center Week

Lanes 1 - 32

Name	True			Pins	Gms	-1-	-2-	-3-	Total	High	High	To Raise			Most Improved		
	Average	Team Name	Game							Sers	Avg +1	150's	175's	200's	Avg	+/-	
<b>Division 6: 7th Grade Boys</b>																	
Name	True			Pins	Gms	-1-	-2-	-3-	Total	High	High	To Raise			Most Improved		
Average	Team Name	Game	Sers							Avg +1	150's	175's	200's	Avg	+/-		
1	Gepson Matthes	196.60	Inmans Tues 3	4915	25	185	211		396	279	644	601	6	6	12	201	-4.40
2	Cameron Coursel	182.60	Casey's 2	4565	25	184	180		364	259	599	559	6	9	7	172	+10.60
3	Kody Coppinger	176.56	Hobart 3	4414	25	199	189		388	266	619	542	10	10	2	172	+4.56
4	Cooper Barnes	169.00	Hobart 3	4225	25	150	165		315	228	583	535	8	7	3	166	+3.00
5	Reese Lucas	149.67	Cressmoor	1796	12				0	176	504	454	5	1	-	144	+5.67
6	Chase Mattull	148.44	Hobart 4	3711	25	188	149		337	199	506	461	9	4	-	133	+15.44
7	Karter Shores	147.00	Casey's 1	3675	25	133	117		250	197	502	469	6	4	-	146	+1.00
8	Travis Neace	145.79	Hobart 4	2770	19				0	207	523	442	5	-	2	130	+15.79
9	Cade Phillips	136.92	Casey's 2	3423	25	100	99		199	189	437	413	6	1	-	138	-1.08
10	Jason Kern Jr	129.40	Inmans Thurs 2	3235	25	101	113		214	168	439	405	5	-	-	137	-7.60
11	Gavyn Schultz	122.40	Inmans Tues 3	3060	25	154	141		295	170	372	384	2	-	-	126	-3.60
12	Blake Barenthin	120.00	Casey's 2	3000	25	122	95		217	145	425	388	-	-	-	116	+4.00
13	Mason Bremer	119.58	Inmans Tues 3	2272	19	104	145		249	180	433	368	1	1	-	116	+3.58
14	Cayden Pierce	104.73	Casey's 2	2304	22	106	116		222	160	354	321	1	-	-	107	-2.27
15	Daniel Mika	99.77	Inmans Thurs 2	2195	22	97	113		210	167	328	305	1	-	-	96	+3.77
16	Erik Smith	94.16	City Lanes	2354	25	105	91		196	142	303	306	-	-	-	89	+5.16
17	Mason Traylor	88.04	Hobart 5	2201	25	86	100		186	122	294	291	-	-	-	89	-0.96
18	Evan Ulrich	85.56	Casey's 1	2139	25	66	107		173	133	340	269	-	-	-	96	-10.44
19	Zack Meyer	79.12	Casey's 2	1978	25	110	87		197	129	297	262	-	-	-	67	+12.12
20	Ryan O'Connor	76.68	Hobart 5	1917	25	70	65		135	112	260	239	-	-	-	72	+4.68
21	Isiah Hope	72.65	Hobart 5	1671	23	57	79		136	112	260	227	-	-	-	69	+3.65
22	Noah Osowski	66.00	City Lanes	1320	20	48	69		117	115	220	221	-	-	-	69	-3.00

Name	True			Pins	Gms	-1-	-2-	-3-	Total	High	High	To Raise			Most Improved		
	Average	Team Name	Game							Sers	Avg +1	150's	175's	200's	Avg	+/-	
<b>Division 7: 8th Grade Girls</b>																	
Name	True			Pins	Gms	-1-	-2-	-3-	Total	High	High	To Raise			Most Improved		
Average	Team Name	Game	Sers							Avg +1	150's	175's	200's	Avg	+/-		
1	Makenna Morales	170.00	Inmans Thurs 2	2550	15	160	204		364	218	598	528	2	3	4	179	-9.00
2	Kylie Quinn	169.80	Inmans Tues 2	4245	25	165	233		398	233	564	515	8	8	3	159	+10.80
3	Emma Meier	156.16	Hobart 1	3904	25	234	130		364	234	555	492	4	6	2	151	+5.16
4	Mya Grover	151.72	Inmans Thurs 1	3793	25	159	164		323	244	518	463	10	-	3	151	+0.72
5	Alyssa Coyle	142.00	Inmans Thurs 1	3550	25	141	196		337	196	460	454	6	2	-	159	-17.00
6	Ava Hedrick	134.14	Casey's 3	2951	22	127	173		300	179	391	424	4	1	-	141	-6.86
7	Ariana Shilling	89.50	Inmans Thurs 1	1432	16	95	93		188	107	288	278	-	-	-	92	-2.50
8	Makayla Bunchek	87.88	Hobart 2	2197	25	94	64		158	129	298	267	-	-	-	89	-1.12
9	Krystal Crouch	42.33	Hobart 2	127	3				0	49	127	131	-	-	-		

Name	True			Pins	Gms	-1-	-2-	-3-	Total	High	High	To Raise			Most Improved		
	Average	Team Name	Game							Sers	Avg +1	150's	175's	200's	Avg	+/-	
<b>Division 8: 8th Grade Boys</b>																	
Name	True			Pins	Gms	-1-	-2-	-3-	Total	High	High	To Raise			Most Improved		
Average	Team Name	Game	Sers							Avg +1	150's	175's	200's	Avg	+/-		
1	Bryson Clark	204.28	Hobart 3	5107	25	256	183		439	290	679	633	3	8	13	206	-1.72
2	Gabe Munsie	194.44	Hobart 3	4861	25	161	170		331	265	667	599	6	7	10	208	-13.56
3	Blake Clinton	185.88	Inmans Thurs 1	4647	25	186	167		353	266	659	561	5	12	6	185	+0.88
4	Larry Williams III	179.28	Hobart 3	4482	25	184	149		333	234	585	558	5	13	4	179	+0.28
5	Maddox Cuson	171.60	Inmans Tues 3	3432	20				0	247	625	524	8	3	4	181	-9.40
6	Chandler Fisher	171.44	Casey's 2	4286	25	180	169		349	218	570	530	6	11	2	163	+8.44
7	Ben Vulpitta	170.52	Hobart 3	4263	25	213	186		399	223	538	525	7	9	3	165	+5.52
8	Nick Wright	169.88	Casey's 2	4247	25	131	122		253	236	572	513	11	2	6	172	-2.12
9	Brendyn Bara	165.58	Inmans Thurs 1	3146	19	182	160		342	211	486	506	7	6	1	167	-1.42
10	Austin Schulz	164.26	Hobart 3	3121	19	188	146		334	209	530	509	6	6	1	159	+5.26
11	Grant Navarro	152.14	Hobart 3	3347	22	165	126		291	203	496	478	12	1	1	149	+3.14
12	Tyler Gething	147.86	Hobart 4	3253	22	202	167		369	204	493	447	5	2	2	149	-1.14
13	Vaughn Snyder	144.88	Casey's 3	3622	25	144	149		293	181	493	438	8	4	-	143	+1.88
14	Gavin Jackson-Engle	142.64	Casey's 3	3566	25	173	154		327	224	535	438	6	1	1	136	+6.64
15	Zayden Wilhelm	141.41	Hobart 4	3111	22	134	155		289	217	495	439	5	1	2	139	+2.41
16	Daniel Anthony	139.82	Inmans Tues 3	3076	22	169	161		330	181	472	424	8	1	-	123	+16.82
17	Wyatt Kreiger	124.56	Inmans Thurs 2	3114	25	136	138		274	164	437	386	3	-	-	112	+12.56
18	Jacob Kreiger	120.16	Inmans Thurs 2	3004	25	161	152		313	178	449	384	3	1	-	133	-12.84
19	Michael Sopko	116.20	Inmans Thurs 2	2905	25	113	116		229	161	393	371	2	-	-	113	+3.20
20	Xander Bowden	103.55	Hobart 5	2278	22	84	106		190	169	384	322	1	-	-	100	+3.55
21	Samuel Mooney	73.59	Hobart 5	1619	22	70	58		128	117	230	231	-	-	-	81	-7.41
22	Evan Plazola	64.29	Inmans Tues 3	1093	17				0	83	203	207	-	-	-	61	+3.29

### Season High Scores

5th Grade Girls

Friday 5:00 pm

## Your Home Center Week

Lanes 1 - 32

## Season High Scores - Continued

	Scratch Game	Scratch Series	
<b>Girls</b>	187 Reese Rheinholtz	452 Sophia Kuckie	
	182 Sophia Kuckie	420 Reese Rheinholtz	
	148 Lorelei Loving	365 Lorelei Loving	
<i>5th Grade Boys</i>			
<b>Boys</b>	210 Ryan Kammer	506 Ryan Kammer	
	193 Dylan Fox	470 Gavin Garza	
	181 Gavin Garza	470 Dylan Fox	
	145 Ryder Scarborough	375 Ryder Scarborough	
	135 Liam Follmer	341 Liam Follmer	
	133 Blake Gilbert	338 Blake Gilbert	
	121 Dillan Dove	283 Dillan Dove	
	116 James Ault	264 James Ault	
	99 Graham Harrell	228 Graham Harrell	
	<i>6th Grade Girls</i>		
<b>Girls</b>	199 Ava Meyer	458 Eva Grover	
	175 Eva Grover	395 Adalyn Hedrick	
	173 Adalyn Hedrick	371 Chloe Sloma	
	142 Chloe Sloma	350 Victoria Cecoi	
	130 Victoria Cecoi	314 Meg Bretana	
	128 Meg Bretana	308 Ava Meyer	
	111 Lillianna Alvarez	294 Lillianna Alvarez	
	97 Lucy Keith	231 Lucy Keith	
	91 Jocelyn Blasio	229 Jocelyn Blasio	
	<i>6th Grade Boys</i>		
<b>Boys</b>	244 Elliott Stadler	625 Elliott Stadler	
	224 Michael Moyers	540 Michael Miller	
	210 Michael Miller	515 Michael Moyers	
	176 Max Schmidt	408 Ryan Warren	
	162 Bryce Garvey	405 Bryce Garvey	
	158 Ryan Warren	405 Samuel Zumbrun	
	155 Samuel Zumbrun	397 Jordan Fecarotta	
	153 Jordan Fecarotta	359 Max Schmidt	
	145 Nathan Fasshauer	322 Nathan Fasshauer	
	130 Julian Lupian	319 Emerick Anthony	
	<i>7th Grade Girls</i>		
	<b>Girls</b>	259 Bree Ciesielski	673 Bree Ciesielski
		236 Trinity Adler	624 Josephina Clasen
223 Josephina Clasen		576 Lauren Vincent	
218 Ireland Quinn		565 Josephine Kresno	
208 Josephine Kresno		522 Ireland Quinn	
205 Lauren Vincent		507 Trinity Adler	
195 Leah Ratz		485 Corrine Oswald	
177 Corrine Oswald		446 Leah Ratz	
176 Alaina Ault		437 Alaina Ault	
171 Serena Galvas		407 Serena Galvas	
<i>7th Grade Boys</i>			
<b>Boys</b>	279 Gepson Matthes	644 Gepson Matthes	
	266 Kody Coppinger	619 Kody Coppinger	
	259 Cameron Coursel	599 Cameron Coursel	
	228 Cooper Barnes	583 Cooper Barnes	
	207 Travis Neace	523 Travis Neace	
	199 Chase Mattull	506 Chase Mattull	
	197 Karter Shores	502 Karter Shores	
	189 Cade Phillips	439 Jason Kern Jr	
	180 Mason Bremer	437 Cade Phillips	

Friday 5:00 pm

## Your Home Center Week

Lanes 1 - 32

	Scratch Game			Scratch Series		
8th Grade Girls	170	Gavyn Schultz		433	Mason Bremer	
	Scratch Game			Scratch Series		
Girls	244	Mya Grover		564	Kylie Quinn	
	234	Emma Meier		555	Emma Meier	
	233	Kylie Quinn		518	Mya Grover	
	196	Alyssa Coyle		460	Alyssa Coyle	
	179	Ava Hedrick		391	Ava Hedrick	
	129	Makayla Bunchek		298	Makayla Bunchek	
8th Grade Boys	Scratch Game			Scratch Series		
Boys	290	Bryson Clark		679	Bryson Clark	
	266	Blake Clinton		667	Gabe Munsie	
	265	Gabe Munsie		659	Blake Clinton	
	247	Maddox Cuson		625	Maddox Cuson	
	236	Nick Wright		585	Larry Williams III	
	234	Larry Williams III		572	Nick Wright	
	224	Gavin Jackson-Engle		570	Chandler Fisher	
	223	Ben Vulpitta		538	Ben Vulpitta	
	218	Chandler Fisher		535	Gavin Jackson-Engle	
	217	Zayden Wilhelm		530	Austin Schulz	

### Most Improved Average

5th Grade Girls	<b>Girls</b> 81 to 94.40 =+13.40 Lorelei Loving	131 to 130.48 = -0.52 Sophia Kuckie	149 to 130.30 = -18.70 Reese Rheinholtz
5th Grade Boys	<b>Boys</b> 126 to 138.37 =+12.37 Dylan Fox	79 to 90.09 =+11.09 Blake Gilbert	46 to 55.25 = +9.25 Graham Harrell
6th Grade Girls	<b>Girls</b> 66 to 81.75 =+15.75 Ava Meyer	85 to 97.96 =+12.96 Victoria Cecoi	61 to 72.23 =+11.23 Meg Bretana
6th Grade Boys	<b>Boys</b> 126 to 134.76 = +8.76 Michael Moyers	100 to 108.40 = +8.40 Samuel Zumbrun	85 to 93.14 = +8.14 Emerick Anthony
7th Grade Girls	<b>Girls</b> 162 to 185.12 =+23.12 Bree Ciesielski	116 to 127.56 =+11.56 Leah Ratz	76 to 85.32 = +9.32 Olivia Strong
7th Grade Boys	<b>Boys</b> 130 to 145.79 =+15.79 Travis Neace	133 to 148.44 =+15.44 Chase Mattull	67 to 79.12 =+12.12 Zack Meyer
8th Grade Girls	<b>Girls</b> 159 to 169.80 =+10.80 Kylie Quinn	151 to 156.16 = +5.16 Emma Meier	151 to 151.72 = +0.72 Mya Grover
8th Grade Boys	<b>Boys</b> 123 to 139.82 =+16.82 Daniel Anthony	112 to 124.56 =+12.56 Wyatt Kreiger	163 to 171.44 = +8.44 Chandler Fisher

### Team Rosters

Name	True Average	Pins	Gms	-1-	-2-	-3-	Total	High Game	High Sers	To Raise Avg +1	To Drop Avg -1	150's	175's	200's	Most Improved Avg +/-	
<b>1 - Cressmoor</b>																
Corrine Oswald	147.72	3693	25	162	167		329	177	485	451	422	9	1	--	146	+1.72
Reese Lucas	149.67	1796	12				0	176	504	454	438	5	1	--	144	+5.67
Trinity Adler	158.76	3969	25	208	141		349	236	507	483	454	2	7	3	162	-3.24
Bryce Garvey	119.84	2996	25	115	133		248	162	405	364	335	3	--	--	114	+5.84
<b>2 - Inmans Tues 1</b>																
Ryan Kammer	159.84	3996	25	155	155		310	210	506	484	455	12	2	4	158	+1.84
Gavin Garza	138.56	3464	25	144	100		244	181	470	428	399	3	2	--	133	+5.56
Emerick Anthony	93.14	2049	22	86	129		215	129	319	301	275	--	--	--	85	+8.14
Colton Peterich	94.00	846	9				0	116	259	294	281	--	--	--		
Nathan Fasshauer	101.88	2547	25	93	106		199	145	322	309	280	--	--	--	105	-3.12
Elliott Stadler	176.16	4404	25	134	163		297	244	625	552	523	8	5	6	179	-2.84
Julian Lupian	97.73	2150	22	123	124		247	130	315	300	274	--	--	--	97	+0.73
Creed Kingrey	82.96	1908	23				0	119	290	250	223	--	--	--	82	+0.96
Samuel Zumbrun	108.40	2168	20				0	155	405	339	315	1	--	--	100	+8.40

Friday 5:00 pm

## Your Home Center Week

Lanes 1 - 32

Name	True Average	Pins	Gms	-1-	-2-	-3-	Total	High	High	To Raise	To Drop	150's	175's	200's	Most Improved	
								Game	Sers	Avg +1	Avg -1				Avg	+/-
<b>3 - Inmans Tues 2</b>																
Sophia Kuckie	130.48	3262	25	99	90	189	182	452	406	377	1	3	--	131	-0.52	
Ava Meyer	81.75	1962	24	199	107	306	199	308	252	224	--	1	--	66	+15.75	
Elizabeth Hopkins	72.00	1296	18	49	92	141	98	255	237	215	--	--	--	70	+2.00	
Meg Bretana	72.23	1589	22	75	71	146	128	314	236	210	--	--	--	61	+11.23	
Selena Loza	78.80	1182	15			0	125	252	240	221	--	--	--	79	-0.20	
Nina Weeks	79.00	1422	18			0	159	367	258	236	1	--	--	62	+17.00	
Bree Ciesielski	185.12	4628	25	183	183	366	259	673	580	551	6	8	7	162	+23.12	
Kylie Quinn	169.80	4245	25	165	233	398	233	564	515	486	8	8	3	159	+10.80	
<b>4 - Inmans Tues 3</b>																
Elise Engels	109.09	1200	11	90	112	202	138	355	340	325	--	--	--	108	+1.09	
Josephine Kresno	167.04	4176	25	182	156	338	208	565	528	499	7	10	2	177	-9.96	
Ireland Quinn	157.48	3937	25	169	135	304	218	522	487	458	8	5	1	164	-6.52	
Mason Bremer	119.58	2272	19	104	145	249	180	433	368	345	1	1	--	116	+3.58	
Gavyn Schultz	122.40	3060	25	154	141	295	170	372	384	355	2	--	--	126	-3.60	
Gepson Matthes	196.60	4915	25	185	211	396	279	644	601	572	6	6	12	201	-4.40	
Daniel Anthony	139.82	3076	22	169	161	330	181	472	424	398	8	1	--	123	+16.82	
Evan Plazola	64.29	1093	17			0	83	203	207	186	--	--	--	61	+3.29	
Maddox Cuson	171.60	3432	20			0	247	625	524	500	8	3	4	181	-9.40	
<b>5 - Inmans Thurs 1</b>																
Alyssa Coyle	142.00	3550	25	141	196	337	196	460	454	425	6	2	--	159	-17.00	
Ariana Shilling	89.50	1432	16	95	93	188	107	288	278	258	--	--	--	92	-2.50	
Evelyn Grayam	97.30	1946	20	69	66	135	132	317	308	284	--	--	--	101	-3.70	
Eva Grover	134.92	3373	25	154	160	314	175	458	407	378	6	1	--	127	+7.92	
Mya Grover	151.72	3793	25	159	164	323	244	518	463	434	10	--	3	151	+0.72	
Blake Clinton	185.88	4647	25	186	167	353	266	659	561	532	5	12	6	185	+0.88	
Brendyn Bara	165.58	3146	19	182	160	342	211	486	506	483	7	6	1	167	-1.42	
<b>6 - Inmans Thurs 2</b>																
Makenna Morales	170.00	2550	15	160	204	364	218	598	528	509	2	3	4	179	-9.00	
Wyatt Kreiger	124.56	3114	25	136	138	274	164	437	386	357	3	--	--	112	+12.56	
Daniel Mika	99.77	2195	22	97	113	210	167	328	305	279	1	--	--	96	+3.77	
Jacob Kreiger	120.16	3004	25	161	152	313	178	449	384	355	3	1	--	133	-12.84	
Jason Kern Jr	129.40	3235	25	101	113	214	168	439	405	376	5	--	--	137	-7.60	
Michael Sopko	116.20	2905	25	113	116	229	161	393	371	342	2	--	--	113	+3.20	
<b>7 - Hobart 1</b>																
Josephina Clasen	188.08	4702	25	156	213	369	223	624	590	561	6	12	7	191	-2.92	
Emma Meier	156.16	3904	25	234	130	364	234	555	492	463	4	6	2	151	+5.16	
Lauren Vincent	167.04	4176	25	125	183	308	205	576	528	499	7	9	2	162	+5.04	
Natalia Betts	89.30	2054	23	82	79	161	148	367	286	259	--	--	--	99	-9.70	
Alaina Ault	129.00	2451	19	139	129	268	176	437	409	386	--	1	--	133	-4.00	
Sophia Beller	125.12	3128	25	121	136	257	170	395	400	371	4	--	--	127	-1.88	
Sophia Henslee	101.91	1121	11			0	142	345	307	292	--	--	--	100	+1.91	
Chloe Sloma	94.05	1975	21			0	142	371	305	280	--	--	--	106	-11.95	
<b>8 - Hobart 2</b>																
Rylie Meier-Harrington	109.65	1864	17	57	103	160	158	401	336	315	2	--	--	118	-8.35	
Makayla Buncek	87.88	2197	25	94	64	158	129	298	267	238	--	--	--	89	-1.12	
Madison Terry	103.12	2578	25	106	136	242	152	348	334	305	1	--	--	94	+9.12	
Lucy Keith	73.92	1848	25	97	90	187	97	231	224	195	--	--	--	71	+2.92	
Victoria Cecoi	97.96	2449	25	115	86	201	130	350	295	266	--	--	--	85	+12.96	
Lorelei Loving	94.40	2360	25	104	103	207	148	365	300	271	--	--	--	81	+13.40	
Olivia Strong	85.32	2133	25	121	102	223	121	282	275	246	--	--	--	76	+9.32	
Isis Brown	43.14	302	7			0	82	125	138	127	--	--	--			
Krystal Crouch	42.33	127	3			0	49	127	131	124	--	--	--			

Friday 5:00 pm

## Your Home Center Week

Lanes 1 - 32

Name	True Average	Pins	Gms	-1-	-2-	-3-	Total	High	High	To Raise	To Drop	150's	175's	200's	Most Improved	
								Game	Sers	Avg +1	Avg -1				Avg	+/-
<b>9 - Hobart 3</b>																
Bryson Clark	204.28	5107	25	256	183	439	290	679	633	604	3	8	13	206	-1.72	
Gabe Munsie	194.44	4861	25	161	170	331	265	667	599	570	6	7	10	208	-13.56	
Larry Williams III	179.28	4482	25	184	149	333	234	585	558	529	5	13	4	179	+0.28	
Ben Vulpitta	170.52	4263	25	213	186	399	223	538	525	496	7	9	3	165	+5.52	
Austin Schulz	164.26	3121	19	188	146	334	209	530	509	486	6	6	1	159	+5.26	
Cooper Barnes	169.00	4225	25	150	165	315	228	583	535	506	8	7	3	166	+3.00	
Kody Coppinger	176.56	4414	25	199	189	388	266	619	542	513	10	10	2	172	+4.56	
Grant Navarro	152.14	3347	22	165	126	291	203	496	478	452	12	1	1	149	+3.14	
Michael Miller	148.00	3700	25	130	144	274	210	540	472	443	9	3	1	149	-1.00	
<b>10 - Hobart 4</b>																
Dylan Fox	138.37	2629	19	122	193	315	193	470	429	406	5	1	--	126	+12.37	
Ryan Warren	129.75	2595	20			0	158	408	395	371	1	--	--	126	+3.75	
Chase Mattull	148.44	3711	25	188	149	337	199	506	461	432	9	4	--	133	+15.44	
Travis Neace	145.79	2770	19			0	207	523	442	419	5	--	2	130	+15.79	
Jordan Fecarotta	118.00	2242	19	113	152	265	153	397	376	353	2	--	--	114	+4.00	
Michael Moyers	134.76	3369	25	133	134	267	224	515	411	382	3	2	1	126	+8.76	
Tyler Gething	147.86	3253	22	202	167	369	204	493	447	421	5	2	2	149	-1.14	
Zayden Wilhelm	141.41	3111	22	134	155	289	217	495	439	413	5	1	2	139	+2.41	
Tyler Eich	70.04	1611	23	68	40	108	105	295	235	208	--	--	--	63	+7.04	
<b>11 - Hobart 5</b>																
Xander Bowden	103.55	2278	22	84	106	190	169	384	322	296	1	--	--	100	+3.55	
Samuel Mooney	73.59	1619	22	70	58	128	117	230	231	205	--	--	--	81	-7.41	
Blake Gilbert	90.09	2072	23	133	104	237	133	338	294	267	--	--	--	79	+11.09	
James Ault	73.53	1397	19	73	66	139	116	264	231	208	--	--	--	79	-5.47	
Mason Traylor	88.04	2201	25	86	100	186	122	294	291	262	--	--	--	89	-0.96	
Ryan O'Connor	76.68	1917	25	70	65	135	112	260	239	210	--	--	--	72	+4.68	
Isiah Hope	72.65	1671	23	57	79	136	112	260	227	200	--	--	--	69	+3.65	
Graham Harrell	55.25	1105	20	64	80	144	99	228	183	159	--	--	--	46	+9.25	
Gambit Esteviz	56.14	1235	22	48	70	118	81	186	190	164	--	--	--	56	+0.14	
<b>12 - Casey's 1</b>																
Ryder Scarborough	107.71	2585	24	87	97	184	145	375	331	303	--	--	--	107	+0.71	
Dillan Dove	87.45	1924	22	91	100	191	121	283	276	250	--	--	--	85	+2.45	
Reese Rheinholtz	130.30	2997	23	105	98	203	187	420	409	382	5	1	--	149	-18.70	
Vance Snyder	85.87	1975	23			0	127	314	261	234	--	--	--	88	-2.13	
Adalyn Hedrick	114.72	2868	25	127	129	256	173	395	352	323	2	--	--	104	+10.72	
Evan Ulrich	85.56	2139	25	66	107	173	133	340	269	240	--	--	--	96	-10.44	
Karter Shores	147.00	3675	25	133	117	250	197	502	469	440	6	4	--	146	+1.00	
Leah Ratz	127.56	3189	25	119	179	298	195	446	395	366	3	3	--	116	+11.56	
<b>13 - Casey's 2</b>																
Blake Barenthin	120.00	3000	25	122	95	217	145	425	388	359	--	--	--	116	+4.00	
Cade Phillips	136.92	3423	25	100	99	199	189	437	413	384	6	1	--	138	-1.08	
Cayden Pierce	104.73	2304	22	106	116	222	160	354	321	295	1	--	--	107	-2.27	
Zack Meyer	79.12	1978	25	110	87	197	129	297	262	233	--	--	--	67	+12.12	
Serena Galvas	109.28	2732	25	113	68	181	171	407	348	319	3	--	--	122	-12.72	
Nick Wright	169.88	4247	25	131	122	253	236	572	513	484	11	2	6	172	-2.12	
Chandler Fisher	171.44	4286	25	180	169	349	218	570	530	501	6	11	2	163	+8.44	
Cameron Coursel	182.60	4565	25	184	180	364	259	599	559	530	6	9	7	172	+10.60	
<b>14 - Casey's 3</b>																
Ava Hedrick	134.14	2951	22	127	173	300	179	391	424	398	4	1	--	141	-6.86	
Vaughn Snyder	144.88	3622	25	144	149	293	181	493	438	409	8	4	--	143	+1.88	
Gavin Jackson-Engle	142.64	3566	25	173	154	327	224	535	438	409	6	1	1	136	+6.64	
Emma Ulrich	75.04	1726	23	98	85	183	98	252	250	223	--	--	--	75	+0.04	
Mason Dudley	153.89	2770	18	134	156	290	195	514	464	442	8	3	--	159	-5.11	
Liam Follmer	99.96	2299	23	93	93	186	135	341	301	274	--	--	--	102	-2.04	



Friday 5:00 pm

## Your Home Center Week

Lanes 1 - 32

Name	True	Pins	Gms	-1-	-2-	-3-	Total	High	High	To Raise	To Drop	150's	175's	200's	Most Improved	
	Average							Game	Sers	Avg +1	Avg -1				Avg	+/-
<b>15 - City Lanes</b>																
Lillianna Alvarez	85.80	2145	25	102	78	180	111	294	263	234	--	--	--	80	+5.80	
Max Schmidt	114.32	2858	25	136	92	228	176	359	362	333	--	1	--	125	-10.68	
Erik Smith	94.16	2354	25	105	91	196	142	303	306	277	--	--	--	89	+5.16	
Amaya Yahramatter	83.76	1759	21	105	78	183	115	304	257	232	--	--	--	77	+6.76	
Noah Osowski	66.00	1320	20	48	69	117	115	220	221	197	--	--	--	69	-3.00	
Jocelyn Blasio	71.00	1349	19	65	91	156	91	229	235	212	--	--	--	72	-1.00	

**16 - Team 16**

**17 - Team 17**

**18 - Team 18**

**19 - Team 19**

**20 - Team 20**

**21 - Team 21**

**22 - Team 22**

**23 - Team 23**

**24 - Team 24**

**25 - Team 25**

**26 - Team 26**

**27 - Team 27**

**28 - Team 28**

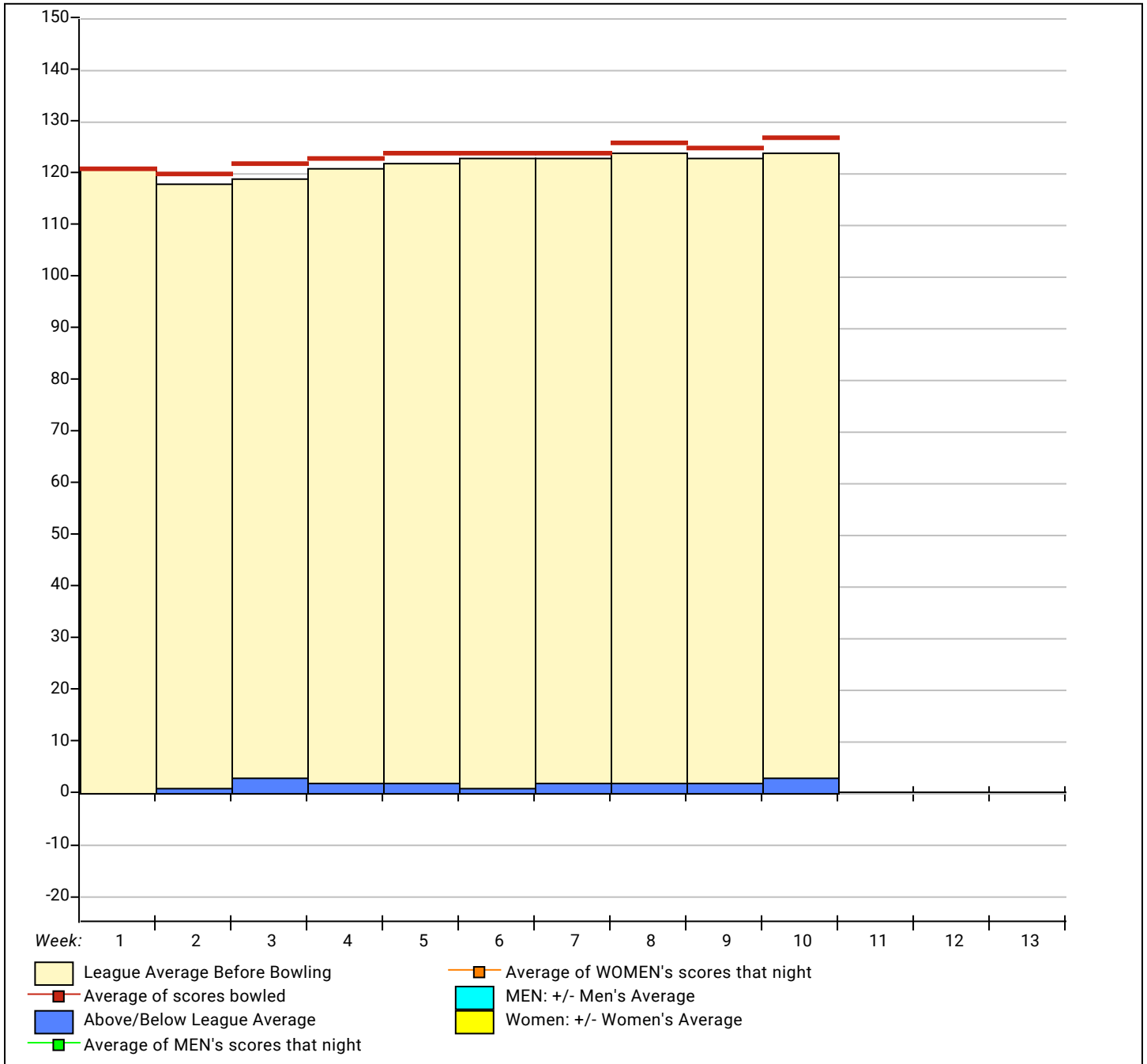
**29 - Team 29**

**30 - Team 30**

**31 - Team 31**

**32 - Team 32**

League Average Week-by-Week



### Men & Women, Left & Right Handed Statistics

*Unless designated left handed, bowlers are considered right handed.*

	<u>Over All</u>	<u>M-Rt</u>	<u>M-Left</u>	<u>W-Rt</u>	<u>W-Left</u>
How many people bowled	100	0	0	0	0
Number of games bowled	200	0	0	0	0
Actual average of week's scores	127.21	0.00	0.00	0.00	0.00
How many games above average	104	0	0	0	0
How many games below average	92	0	0	0	0
Pins above/below average per game	3.55	0.00	0.00	0.00	0.00
How many people raised average	58	--	--	--	--
by this amount	1.36	0.00	0.00	0.00	0.00
How many people went down	42	--	--	--	--
by this amount	-1.27	0.00	0.00	0.00	0.00
League average before bowling	124.12	0.00	0.00	0.00	0.00
League average after bowling	124.38	0.00	0.00	0.00	0.00
Change in league average	0.26	0.00	0.00	0.00	0.00

## Alphabetical List of All Members of This League

	Name	True Average	Pins	Gms	High Game	High Sers	-1-	-2-	-3-	Total	Division	Team Name
1	Trinity Adler	158.76	3969	25	236	507	208	141		349	7th Grade Girls	Cressmoor
2	Lillianna Alvarez	85.80	2145	25	111	294	102	78		180	6th Grade Girls	City Lanes
3	Daniel Anthony	139.82	3076	22	181	472	169	161		330	8th Grade Boys	Inmans Tues 3
4	Emerick Anthony	93.14	2049	22	129	319	86	129		215	6th Grade Boys	Inmans Tues 1
5	Alaina Ault	129.00	2451	19	176	437	139	129		268	7th Grade Girls	Hobart 1
6	James Ault	73.53	1397	19	116	264	73	66		139	5th Grade Boys	Hobart 5
7	Brendyn Bara	165.58	3146	19	211	486	182	160		342	8th Grade Boys	Inmans Thurs 1
8	Blake Barenthin	120.00	3000	25	145	425	122	95		217	7th Grade Boys	Casey's 2
9	Cooper Barnes	169.00	4225	25	228	583	150	165		315	7th Grade Boys	Hobart 3
10	Sophia Beller	125.12	3128	25	170	395	121	136		257	7th Grade Girls	Hobart 1
11	Natalia Betts	89.30	2054	23	148	367	82	79		161	7th Grade Girls	Hobart 1
12	Jocelyn Blasio	71.00	1349	19	91	229	65	91		156	6th Grade Girls	City Lanes
13	Xander Bowden	103.55	2278	22	169	384	84	106		190	8th Grade Boys	Hobart 5
14	Mason Bremer	119.58	2272	19	180	433	104	145		249	7th Grade Boys	Inmans Tues 3
15	Meg Bretana	72.23	1589	22	128	314	75	71		146	6th Grade Girls	Inmans Tues 2
16	Isis Brown	43.14	302	7	82	125				0	5th Grade Girls	Hobart 2
17	Makayla Bunchek	87.88	2197	25	129	298	94	64		158	8th Grade Girls	Hobart 2
18	Victoria Cecoi	97.96	2449	25	130	350	115	86		201	6th Grade Girls	Hobart 2
19	Bree Ciesielski	185.12	4628	25	259	673	183	183		366	7th Grade Girls	Inmans Tues 2
20	Bryson Clark	204.28	5107	25	290	679	256	183		439	8th Grade Boys	Hobart 3
21	Josephina Clasen	188.08	4702	25	223	624	156	213		369	7th Grade Girls	Hobart 1
22	Blake Clinton	185.88	4647	25	266	659	186	167		353	8th Grade Boys	Inmans Thurs 1
23	Kody Coppinger	176.56	4414	25	266	619	199	189		388	7th Grade Boys	Hobart 3
24	Cameron Coursel	182.60	4565	25	259	599	184	180		364	7th Grade Boys	Casey's 2
25	Alyssa Coyle	142.00	3550	25	196	460	141	196		337	8th Grade Girls	Inmans Thurs 1
26	Krystal Crouch	42.33	127	3	49	127				0	8th Grade Girls	Hobart 2
27	Maddox Cuson	171.60	3432	20	247	625				0	8th Grade Boys	Inmans Tues 3
28	Dillan Dove	87.45	1924	22	121	283	91	100		191	5th Grade Boys	Casey's 1
29	Mason Dudley	153.89	2770	18	195	514	134	156		290	6th Grade Boys	Casey's 3
30	Tyler Eich	70.04	1611	23	105	295	68	40		108	6th Grade Boys	Hobart 4
31	Elise Engels	109.09	1200	11	138	355	90	112		202	7th Grade Girls	Inmans Tues 3
32	Gambit Estevez	56.14	1235	22	81	186	48	70		118	6th Grade Boys	Hobart 5
33	Nathan Fasshauer	101.88	2547	25	145	322	93	106		199	6th Grade Boys	Inmans Tues 1
34	Jordan Fecarotta	118.00	2242	19	153	397	113	152		265	6th Grade Boys	Hobart 4
35	Chandler Fisher	171.44	4286	25	218	570	180	169		349	8th Grade Boys	Casey's 2
36	Liam Follmer	99.96	2299	23	135	341	93	93		186	5th Grade Boys	Casey's 3
37	Dylan Fox	138.37	2629	19	193	470	122	193		315	5th Grade Boys	Hobart 4
38	Serena Galvas	109.28	2732	25	171	407	113	68		181	7th Grade Girls	Casey's 2
39	Bryce Garvey	119.84	2996	25	162	405	115	133		248	6th Grade Boys	Cressmoor
40	Gavin Garza	138.56	3464	25	181	470	144	100		244	5th Grade Boys	Inmans Tues 1
41	Tyler Gething	147.86	3253	22	204	493	202	167		369	8th Grade Boys	Hobart 4
42	Blake Gilbert	90.09	2072	23	133	338	133	104		237	5th Grade Boys	Hobart 5
43	Evelyn Grayam	97.30	1946	20	132	317	69	66		135	7th Grade Girls	Inmans Thurs 1
44	Eva Grover	134.92	3373	25	175	458	154	160		314	6th Grade Girls	Inmans Thurs 1
45	Mya Grover	151.72	3793	25	244	518	159	164		323	8th Grade Girls	Inmans Thurs 1
46	Graham Harrell	55.25	1105	20	99	228	64	80		144	5th Grade Boys	Hobart 5
47	Adalyn Hedrick	114.72	2868	25	173	395	127	129		256	6th Grade Girls	Casey's 1
48	Ava Hedrick	134.14	2951	22	179	391	127	173		300	8th Grade Girls	Casey's 3
49	Sophia Henslee	101.91	1121	11	142	345				0	7th Grade Girls	Hobart 1
50	Isiah Hope	72.65	1671	23	112	260	57	79		136	7th Grade Boys	Hobart 5
51	Elizabeth Hopkins	72.00	1296	18	98	255	49	92		141	6th Grade Girls	Inmans Tues 2
52	Gavin Jackson-Engle	142.64	3566	25	224	535	173	154		327	8th Grade Boys	Casey's 3
53	Ryan Kammer	159.84	3996	25	210	506	155	155		310	5th Grade Boys	Inmans Tues 1
54	Lucy Keith	73.92	1848	25	97	231	97	90		187	6th Grade Girls	Hobart 2
55	Jason Kern Jr	129.40	3235	25	168	439	101	113		214	7th Grade Boys	Inmans Thurs 2
56	Creed Kingrey	82.96	1908	23	119	290				0	6th Grade Boys	Inmans Tues 1
57	Jacob Kreiger	120.16	3004	25	178	449	161	152		313	8th Grade Boys	Inmans Thurs 2
58	Wyatt Kreiger	124.56	3114	25	164	437	136	138		274	8th Grade Boys	Inmans Thurs 2
59	Josephine Kresno	167.04	4176	25	208	565	182	156		338	7th Grade Girls	Inmans Tues 3
60	Sophia Kuckie	130.48	3262	25	182	452	99	90		189	5th Grade Girls	Inmans Tues 2

Lanes 1 - 32

## Your Home Center Week

Friday 5:00 pm

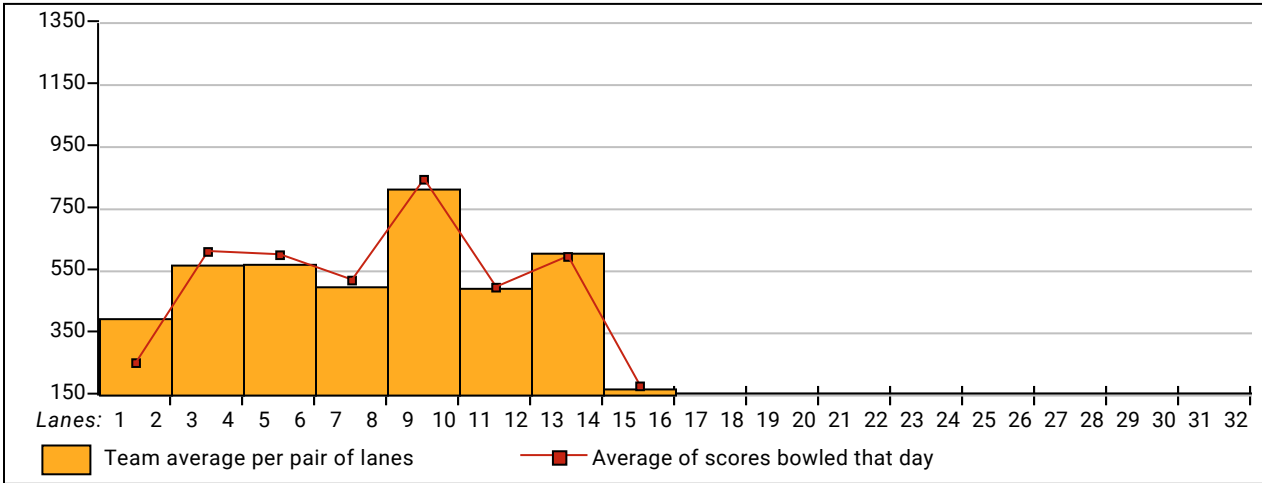
	Name	True Average	Pins	Gms	High Game	High Sers	-1-	-2-	-3-	Total	Division	Team Name
61	Lorelei Loving	94.40	2360	25	148	365	104	103		207	5th Grade Girls	Hobart 2
62	Selena Loza	78.80	1182	15	125	252				0	6th Grade Girls	Inmans Tues 2
63	Reese Lucas	149.67	1796	12	176	504				0	7th Grade Boys	Cressmoor
64	Julian Lupian	97.73	2150	22	130	315	123	124		247	6th Grade Boys	Inmans Tues 1
65	Gepson Matthes	196.60	4915	25	279	644	185	211		396	7th Grade Boys	Inmans Tues 3
66	Chase Mattull	148.44	3711	25	199	506	188	149		337	7th Grade Boys	Hobart 4
67	Emma Meier	156.16	3904	25	234	555	234	130		364	8th Grade Girls	Hobart 1
68	Rylie Meier-Harrington	109.65	1864	17	158	401	57	103		160	5th Grade Girls	Hobart 2
69	Ava Meyer	81.75	1962	24	199	308	199	107		306	6th Grade Girls	Inmans Tues 2
70	Zack Meyer	79.12	1978	25	129	297	110	87		197	7th Grade Boys	Casey's 2
71	Daniel Mika	99.77	2195	22	167	328	97	113		210	7th Grade Boys	Inmans Thurs 2
72	Michael Miller	148.00	3700	25	210	540	130	144		274	6th Grade Boys	Hobart 3
73	Samuel Mooney	73.59	1619	22	117	230	70	58		128	8th Grade Boys	Hobart 5
74	Makenna Morales	170.00	2550	15	218	598	160	204		364	8th Grade Girls	Inmans Thurs 2
75	Michael Moyers	134.76	3369	25	224	515	133	134		267	6th Grade Boys	Hobart 4
76	Gabe Munsie	194.44	4861	25	265	667	161	170		331	8th Grade Boys	Hobart 3
77	Grant Navarro	152.14	3347	22	203	496	165	126		291	8th Grade Boys	Hobart 3
78	Travis Neace	145.79	2770	19	207	523				0	7th Grade Boys	Hobart 4
79	Ryan O'Connor	76.68	1917	25	112	260	70	65		135	7th Grade Boys	Hobart 5
80	Noah Osowski	66.00	1320	20	115	220	48	69		117	7th Grade Boys	City Lanes
81	Corrine Oswald	147.72	3693	25	177	485	162	167		329	7th Grade Girls	Cressmoor
82	Colton Peterich	94.00	846	9	116	259				0	6th Grade Boys	Inmans Tues 1
83	Cade Phillips	136.92	3423	25	189	437	100	99		199	7th Grade Boys	Casey's 2
84	Cayden Pierce	104.73	2304	22	160	354	106	116		222	7th Grade Boys	Casey's 2
85	Evan Plazola	64.29	1093	17	83	203				0	8th Grade Boys	Inmans Tues 3
86	Ireland Quinn	157.48	3937	25	218	522	169	135		304	7th Grade Girls	Inmans Tues 3
87	Kylie Quinn	169.80	4245	25	233	564	165	233		398	8th Grade Girls	Inmans Tues 2
88	Leah Ratz	127.56	3189	25	195	446	119	179		298	7th Grade Girls	Casey's 1
89	Reese Rheinoltz	130.30	2997	23	187	420	105	98		203	5th Grade Girls	Casey's 1
90	Ryder Scarborough	107.71	2585	24	145	375	87	97		184	5th Grade Boys	Casey's 1
91	Max Schmidt	114.32	2858	25	176	359	136	92		228	6th Grade Boys	City Lanes
92	Gavyn Schultz	122.40	3060	25	170	372	154	141		295	7th Grade Boys	Inmans Tues 3
93	Austin Schulz	164.26	3121	19	209	530	188	146		334	8th Grade Boys	Hobart 3
94	Ariana Shilling	89.50	1432	16	107	288	95	93		188	8th Grade Girls	Inmans Thurs 1
95	Karter Shores	147.00	3675	25	197	502	133	117		250	7th Grade Boys	Casey's 1
96	Chloie Sloma	94.05	1975	21	142	371				0	6th Grade Girls	Hobart 1
97	Erik Smith	94.16	2354	25	142	303	105	91		196	7th Grade Boys	City Lanes
98	Vance Snyder	85.87	1975	23	127	314				0	6th Grade Boys	Casey's 1
99	Vaughn Snyder	144.88	3622	25	181	493	144	149		293	8th Grade Boys	Casey's 3
100	Michael Sopko	116.20	2905	25	161	393	113	116		229	8th Grade Boys	Inmans Thurs 2
101	Elliott Stadler	176.16	4404	25	244	625	134	163		297	6th Grade Boys	Inmans Tues 1
102	Olivia Strong	85.32	2133	25	121	282	121	102		223	7th Grade Girls	Hobart 2
103	Madison Terry	103.12	2578	25	152	348	106	136		242	7th Grade Girls	Hobart 2
104	Mason Traylor	88.04	2201	25	122	294	86	100		186	7th Grade Boys	Hobart 5
105	Emma Ulrich	75.04	1726	23	98	252	98	85		183	7th Grade Girls	Casey's 3
106	Evan Ulrich	85.56	2139	25	133	340	66	107		173	7th Grade Boys	Casey's 1
107	Lauren Vincent	167.04	4176	25	205	576	125	183		308	7th Grade Girls	Hobart 1
108	Ben Vulpitta	170.52	4263	25	223	538	213	186		399	8th Grade Boys	Hobart 3
109	Ryan Warren	129.75	2595	20	158	408				0	6th Grade Boys	Hobart 4
110	Nina Weeks	79.00	1422	18	159	367				0	7th Grade Girls	Inmans Tues 2
111	Zayden Wilhelm	141.41	3111	22	217	495	134	155		289	8th Grade Boys	Hobart 4
112	Larry Williams III	179.28	4482	25	234	585	184	149		333	8th Grade Boys	Hobart 3
113	Nick Wright	169.88	4247	25	236	572	131	122		253	8th Grade Boys	Casey's 2
114	Amaya Yahramatter	83.76	1759	21	115	304	105	78		183	7th Grade Girls	City Lanes
115	Samuel Zumbrun	108.40	2168	20	155	405				0	6th Grade Boys	Inmans Tues 1

### Men & Women, Left & Right Handed Statistics

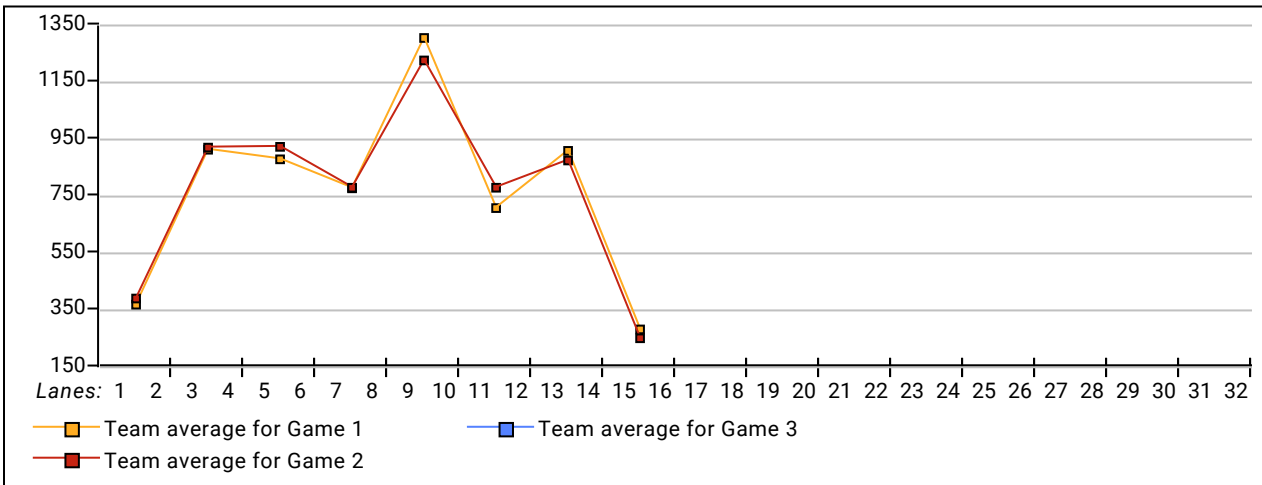
*Unless designated left handed, bowlers are considered right handed.*

	Over All	M-Rt	M-Left	W-Rt	W-Left
How many people bowled	100	0	0	0	0
Number of games bowled	200	0	0	0	0
Actual average of week's scores	127.21	0.00	0.00	0.00	0.00
How many games above average	104	0	0	0	0
How many games below average	92	0	0	0	0
Pins above/below average per game	3.55	0.00	0.00	0.00	0.00
How many people raised average	58	--	--	--	--
by this amount	1.36	0.00	0.00	0.00	0.00
How many people went down	42	--	--	--	--
by this amount	-1.27	0.00	0.00	0.00	0.00
League average before bowling	124.12	0.00	0.00	0.00	0.00
League average after bowling	124.38	0.00	0.00	0.00	0.00
Change in league average	0.26	0.00	0.00	0.00	0.00
800s	--	--	--	--	--
775s	--	--	--	--	--
750s	--	--	--	--	--
725s	--	--	--	--	--
700s	--	--	--	--	--
675s	--	--	--	--	--
650s	--	--	--	--	--
625s	--	--	--	--	--
600s	--	--	--	--	--
575s	--	--	--	--	--
550s	--	--	--	--	--
525s	--	--	--	--	--
500s	--	--	--	--	--
475s	--	--	--	--	--
450s	--	--	--	--	--
425s	1	--	--	--	--
400s	--	--	--	--	--
below 400	99	--	--	--	--
300s	--	--	--	--	--
275s	--	--	--	--	--
250s	1	--	--	--	--
225s	2	--	--	--	--
200s	6	--	--	--	--
175s	21	--	--	--	--
150s	34	--	--	--	--
125s	36	--	--	--	--
100s	41	--	--	--	--
below 100	59	--	--	--	--

### Team Average vs Avg of Scores



### Average of Scores for Each Game



### Amount Over/Under Team Average

