

Monday 7:00 pm

Winnetka Bowl

Lanes 15 - 32

USBC Certification: 686342 Lane Certification: 8846
 President: Jesse Gutierrez is on Lane 22 jessegutierrez@gmail.com
 Vice President: Ray Plasse is on Lane 20 raymattecc@yahoo.com
 Secretary/Treasurer: John Thoman is on Lane 22 johnthoman57@gmail.com
 Sergeant at Arms: Alex Schwartz is on Lane 28 ASchwartz9522@gmail.com

Team Standings

| Place | Lane | # | Team Name | Points Won | Points Lost | Pins + HDCP | HDCP Game | HDCP Sers | Team Avg |
|-------|------|----|-------------------------|------------|-------------|-------------|-----------|-----------|----------|
| 1 | 16 | 5 | Team 5 | 13 | 3 | 30209 | 1012 | 2905 | 812 |
| 2 | 23 | 18 | Git UR Wood!! | 11½ | 4½ | 30255 | 1033 | 2847 | 742 |
| 3 | 28 | 11 | Bagels and Cream Cheese | 11½ | 4½ | 29706 | 1042 | 2812 | 749 |
| 4 | 22 | 6 | "Old" Team Ritter | 10 | 6 | 29987 | 1092 | 3054 | 777 |
| 5 | 27 | 16 | Sheila's Angels | 10 | 6 | 29194 | 1015 | 2858 | 700 |
| 6 | 21 | 15 | Cookies n Cream | 8 | 8 | 29711 | 1006 | 2867 | 675 |
| 7 | 15 | 10 | Team 10 | 8 | 8 | 29560 | 1021 | 2899 | 625 |
| 8 | 19 | 8 | Beans Team | 8 | 8 | 29261 | 970 | 2853 | 552 |
| 9 | 32 | 14 | Team Shake & Bake | 8 | 8 | 26900 | 1021 | 2882 | 648 |
| 10 | 26 | 4 | Team 4 (1) | 7½ | 8½ | 30049 | 1002 | 2914 | 867 |
| 11 | 29 | 17 | Nacho Average Bowler | 7 | 9 | 29942 | 1029 | 2981 | 684 |
| 12 | 24 | 1 | Team 1 | 7 | 9 | 29850 | 1013 | 2959 | 683 |
| 13 | 31 | 9 | Drinking Joes | 7 | 9 | 29129 | 988 | 2784 | 538 |
| 14 | 18 | 2 | Anchor's Away | 7 | 9 | 26754 | 1029 | 2929 | 694 |
| 15 | 25 | 13 | Purple Haze | 7 | 9 | 26514 | 967 | 2728 | 678 |
| 16 | 17 | 12 | WTF | 6 | 10 | 26772 | 980 | 2737 | 671 |
| 17 | 20 | 3 | The Good Frame Boys! | 4½ | 11½ | 29789 | 1027 | 2889 | 763 |
| 18 | 30 | 7 | Pin Heads | 1 | 15 | 28455 | 962 | 2758 | 394 |

Review of Last Week's Bowling.....

| Lanes | Team Name | HDCP -1- | HDCP -2- | HDCP -3- | HDCP Total | Last Wk WON | Team Name | HDCP -1- | HDCP -2- | HDCP -3- | HDCP Total | Last Wk WON |
|-------|---------------------|----------|----------|----------|------------|-------------|---------------------------|----------|----------|----------|------------|-------------|
| 15-16 | WTF | 918 | 958 | 861 | 2737 | 4 | <---> The Good Frame Boys | 902 | 822 | 797 | 2521 | 0 |
| 17-18 | Beans Team | 920 | 970 | 963 | 2853 | 3 | <---> Team 5 | 1010 | 845 | 875 | 2730 | 1 |
| 19-20 | Team 10 | 828 | 855 | 897 | 2580 | 1 | <---> Anchor's Away | 873 | 878 | 866 | 2617 | 3 |
| 21-22 | Git UR Wood!! | 929 | 1015 | 875 | 2819 | 2½ | <---> Team 4 (1) | 929 | 903 | 984 | 2816 | 1½ |
| 23-24 | Purple Haze | 0 | 0 | 0 | 0 | 0 | <---> "Old" Team Ritter | 853 | 984 | 877 | 2714 | 3 |
| 25-26 | Cookies n Cream | 913 | 957 | 909 | 2779 | 2 | <---> Team 1 | 905 | 926 | 996 | 2827 | 2 |
| 27-28 | Nacho Average Bowle | 846 | 841 | 865 | 2552 | 1 | <---> Drinking Joes | 864 | 969 | 854 | 2687 | 3 |
| 29-30 | Team Shake & Bake | 0 | 0 | 0 | 0 | 0 | <---> Bagels and Cream Ch | 858 | 957 | 869 | 2684 | 3 |
| 31-32 | Pin Heads | 838 | 855 | 863 | 2556 | 0 | <---> Sheila's Angels | 901 | 924 | 894 | 2719 | 4 |

Lane Assignments

| | | | | | | | | | |
|------------|-----------------------------------|-----------------------|-----------------------|-----------------------|-----------------------|-----------------------|-----------------------|-----------------------|-----------------------|
| | 15-16 | 17-18 | 19-20 | 21-22 | 23-24 | 25-26 | 27-28 | 29-30 | 31-32 |
| Wk12 06/03 | 10- 5 | 12- 2 | 8- 3 | 15- 6 | 18- 1 | 13- 4 | 16-11 | 17- 7 | 9-14 |
| Wk13 06/10 | 18-13 | 15- 9 | 11- 7 | 2- 5 | 16- 3 | 14-17 | 12- 8 | 10- 4 | 6- 1 |
| Wk14 06/17 | 👉 Position Round- Start Lane - 15 | | | | | | | | |

IMPORTANT DATES

Monday May 27: Memorial Day No Bowling
 Tuesday July 16: Cut off date to reserve a room at the Orleans Hotel and receive the group discount.
 Saturday August 17: Sweeper Day Orleans Bowling Center Las Vegas Noon
 Monday August 19: 2nd Chance Sweeper Winnetka Bowl 7 PM

Strike Pot 50/50

\$360.00 \$253.00

HOTEL INFORMATION-NEW REDUCED ROOM RATES!

The Orleans Hotel is holding hotel rooms for our league (August 15-August 18) and is offering a group discount. New rates: Friday and Saturday \$90 per night, Thursday and Sunday \$42 per night.
 To reserve please go to: <https://book.passkey.com/e/50804022> or call 800.675.3267 and use group code RMBH24C. Last day to reserve is July 16.

Team Rosters

1 - Team 1 Lane 24 HDCP=211 Avg=683

| Name | Avg HDCP | Pins | Gms | High Game | High Sers | HDCP Game | HDCP Sers | -1- | -2- | -3- | Total | HDCP Total | |
|------------------|----------|------|------|-----------|-----------|-----------|-----------|-----|------|------|-------|------------|-----|
| Fred Miller | 159 | 63 | 5269 | 33 | 224 | 535 | 289 | 730 | 162 | 149 | 224 | 535 | 730 |
| Shelly Steinborn | 125 | 94 | 3004 | 24 | 146 | 431 | 243 | 722 | 145 | 140 | 146 | 431 | 722 |
| Jared Miller | 182 | 43 | 6026 | 33 | 258 | 654 | 303 | 789 | 174 | 213 | 202 | 589 | 721 |
| Jesse Chastain | 217 | 11 | 6512 | 30 | 280 | 747 | 286 | 765 | a207 | a207 | a207 | 621 | 654 |

2 - Anchor's Away Lane 18 HDCP=202 Avg=694

| Name | Avg HDCP | Pins | Gms | High Game | High Sers | HDCP Game | HDCP Sers | -1- | -2- | -3- | Total | HDCP Total | |
|---------------|----------|------|------|-----------|-----------|-----------|-----------|-----|-----|-----|-------|------------|-----|
| Howard Bender | 173 | 51 | 4156 | 24 | 227 | 584 | 274 | 725 | 148 | 130 | 160 | 438 | 579 |
| Don Eisman | 164 | 59 | 4921 | 30 | 214 | 557 | 269 | 722 | 141 | 138 | 154 | 433 | 604 |
| Jerry Simmons | 174 | 50 | 3149 | 18 | 222 | 618 | | | | | 0 | 0 | |
| Neal Veis | 183 | 42 | 5510 | 30 | 269 | 653 | 310 | 776 | 190 | 204 | 179 | 573 | 702 |
| Richard Deem | 180 | 45 | 3791 | 21 | 237 | 596 | 282 | 731 | 200 | 212 | 179 | 591 | 732 |

3 - The Good Frame Boys! Lane 20 HDCP=140 Avg=763

| Name | Avg HDCP | Pins | Gms | High Game | High Sers | HDCP Game | HDCP Sers | -1- | -2- | -3- | Total | HDCP Total | |
|--------------------|----------|------|------|-----------|-----------|-----------|-----------|-----|-----|-----|-------|------------|-----|
| Morgan Demeter | 171 | 53 | 4446 | 26 | 214 | 594 | 270 | 762 | | | 0 | 0 | |
| Chris Mintz-Plasse | 198 | 28 | 5371 | 27 | 267 | 656 | 292 | 731 | 170 | 159 | 152 | 481 | 553 |
| Dan Musselman | 191 | 35 | 5183 | 27 | 268 | 662 | 297 | 749 | 196 | 145 | 170 | 511 | 607 |
| Ray Plasse | 203 | 24 | 6718 | 33 | 259 | 710 | 286 | 791 | 236 | 226 | 159 | 621 | 693 |

4 - Team 4 (1) Lane 26 HDCP=52 Avg=867

| Name | Avg HDCP | Pins | Gms | High Game | High Sers | HDCP Game | HDCP Sers | -1- | -2- | -3- | Total | HDCP Total | |
|-----------------|----------|------|------|-----------|-----------|-----------|-----------|-----|-----|-----|-------|------------|-----|
| Shawn Tamjidi | 222 | 7 | 7108 | 32 | 297 | 775 | 302 | 790 | 214 | 245 | 227 | 686 | 710 |
| Ynes Zavala | 182 | 43 | 5838 | 32 | 237 | 622 | 277 | 742 | 171 | 159 | 194 | 524 | 650 |
| Robert Pellicci | 227 | 2 | 7294 | 32 | 279 | 732 | 279 | 732 | 223 | 213 | 257 | 693 | 699 |
| Justin Pluchino | 236 | 0 | 7558 | 32 | 300 | 757 | 300 | 757 | 269 | 234 | 254 | 757 | 757 |

5 - Team 5 Lane 16 HDCP=96 Avg=812

| Name | Avg HDCP | Pins | Gms | High Game | High Sers | HDCP Game | HDCP Sers | -1- | -2- | -3- | Total | HDCP Total | |
|-------------------|----------|------|------|-----------|-----------|-----------|-----------|-----|------|-----|-------|------------|-----|
| Ronnie Young Jr | 201 | 26 | 6056 | 30 | 259 | 651 | 286 | 732 | 239 | 176 | 149 | 564 | 636 |
| DeLeon Howard III | 178 | 46 | 5703 | 32 | 258 | 643 | 305 | 784 | a169 | 141 | 180 | 490 | 625 |
| Ellis Trotter | 211 | 17 | 6980 | 33 | 300 | 759 | 320 | 819 | 300 | 228 | 231 | 759 | 819 |
| Randall Williams | 222 | 7 | 7340 | 33 | 279 | 734 | 287 | 758 | 207 | 205 | 220 | 632 | 650 |

6 - "Old" Team Ritter Lane 22 HDCP=127 Avg=777

| Name | Avg HDCP | Pins | Gms | High Game | High Sers | HDCP Game | HDCP Sers | -1- | -2- | -3- | Total | HDCP Total | |
|-----------------|----------|------|------|-----------|-----------|-----------|-----------|-----|-----|-----|-------|------------|-----|
| George Ritter | 183 | 42 | 5502 | 30 | 266 | 655 | 310 | 787 | 179 | 198 | 190 | 567 | 696 |
| Maile Robertson | 157 | 65 | 5182 | 33 | 234 | 565 | 297 | 754 | 173 | 168 | 135 | 476 | 674 |
| Jesse Gutierrez | 220 | 9 | 6612 | 30 | 279 | 768 | 286 | 789 | 181 | 244 | 234 | 659 | 686 |
| John Thoman | 217 | 11 | 7177 | 33 | 287 | 766 | 299 | 802 | 192 | 246 | 190 | 628 | 658 |

7 - Pin Heads Lane 30 HDCP=471 Avg=394

| Name | Avg HDCP | Pins | Gms | High Game | High Sers | HDCP Game | HDCP Sers | -1- | -2- | -3- | Total | HDCP Total | |
|----------------|----------|------|------|-----------|-----------|-----------|-----------|-----|-----|-----|-------|------------|-----|
| Dorene Hartman | 119 | 99 | 3940 | 33 | 157 | 421 | 257 | 718 | 87 | 127 | 125 | 339 | 636 |
| Steve Soft | 58 | 154 | 1746 | 30 | 95 | 223 | 248 | 682 | 66 | 56 | 57 | 179 | 641 |
| Tammy Soft | 96 | 120 | 2886 | 30 | 135 | 338 | 256 | 701 | 104 | 90 | 112 | 306 | 669 |
| Destry Walker | 121 | 98 | 4013 | 33 | 215 | 504 | 306 | 777 | 111 | 112 | 99 | 322 | 610 |

8 - Beans Team Lane 19 HDCP=330 Avg=552

| Name | Avg HDCP | Pins | Gms | High Game | High Sers | HDCP Game | HDCP Sers | -1- | -2- | -3- | Total | HDCP Total | |
|----------------|----------|------|------|-----------|-----------|-----------|-----------|-----|-----|-----|-------|------------|-----|
| Betty Hogan | 115 | 103 | 3823 | 33 | 165 | 394 | 270 | 706 | 149 | 135 | 110 | 394 | 706 |
| William Bridle | 141 | 80 | 4653 | 33 | 198 | 510 | 275 | 741 | 149 | 137 | 134 | 420 | 660 |
| Shane Cornejo | 140 | 81 | 4637 | 33 | 177 | 514 | 260 | 763 | 163 | 174 | 177 | 514 | 763 |
| Mike Abbott | 156 | 66 | 5153 | 33 | 207 | 538 | 275 | 730 | 124 | 189 | 207 | 520 | 724 |

9 - Drinking Joes Lane 31 HDCP=342 Avg=538

| Name | Avg HDCP | Pins | Gms | High Game | High Sers | HDCP Game | HDCP Sers | -1- | -2- | -3- | Total | HDCP Total | |
|----------------|----------|------|------|-----------|-----------|-----------|-----------|-----|-----|-----|-------|------------|-----|
| Nigel O'Reilly | 143 | 78 | 3877 | 27 | 194 | 485 | 271 | 716 | 152 | 154 | 111 | 417 | 648 |
| Stacey Tauson | 123 | 96 | 3718 | 30 | 174 | 410 | 271 | 701 | 123 | 136 | 121 | 380 | 668 |
| Ian Clasby | 136 | 84 | 4506 | 33 | 199 | 467 | 284 | 719 | 114 | 199 | 123 | 436 | 691 |
| Taryn West | 136 | 84 | 3694 | 27 | 174 | 452 | 259 | 707 | 133 | 138 | 157 | 428 | 680 |

10 - Team 10 Lane 15 HDCP=264 Avg=625

| Name | Avg HDCP | Pins | Gms | High Game | High Sers | HDCP Game | HDCP Sers | -1- | -2- | -3- | Total | HDCP Total | |
|---------------|----------|------|------|-----------|-----------|-----------|-----------|-----|------|------|-------|------------|-----|
| Sarah Macklin | 112 | 106 | 3370 | 30 | 160 | 401 | 265 | 716 | 105 | 93 | 113 | 311 | 626 |
| Rudy Villa | 145 | 76 | 4787 | 33 | 209 | 534 | 287 | 768 | 143 | 158 | 171 | 472 | 706 |
| Randy Vargas | 165 | 58 | 4962 | 30 | 214 | 579 | 273 | 756 | 124 | 148 | a157 | 429 | 597 |
| Neema Khazaia | 203 | 24 | 5488 | 27 | 268 | 693 | 297 | 783 | a193 | a193 | a193 | 579 | 651 |

11 - Bagels and Cream Cheese Lane 28 HDCP=152 Avg=749

| Name | Avg | HDCP | Pins | Gms | High Game | High Sers | HDCP Game | HDCP Sers | -1- | -2- | -3- | Total | HDCP Total |
|-------------------|-----|------|------|-----|-----------|-----------|-----------|-----------|-----|-----|-----|-------|------------|
| Brittney Gonzalez | 167 | 56 | 5039 | 30 | 214 | 546 | 268 | 708 | 156 | 157 | 180 | 493 | 658 |
| Matt Mintz-Plasse | 174 | 50 | 5767 | 33 | 243 | 609 | 293 | 759 | 190 | 149 | 151 | 490 | 637 |
| Paul Martin | 201 | 26 | 6638 | 33 | 260 | 749 | 298 | 863 | 225 | 258 | 196 | 679 | 763 |
| Alex Schwartz | 207 | 20 | 6847 | 33 | 279 | 719 | 295 | 767 | 137 | 243 | 192 | 572 | 626 |

12 - WTF Lane 17 HDCP=222 Avg=671

| Name | Avg | HDCP | Pins | Gms | High Game | High Sers | HDCP Game | HDCP Sers | -1- | -2- | -3- | Total | HDCP Total |
|--------------|-----|------|------|-----|-----------|-----------|-----------|-----------|-----|-----|-----|-------|------------|
| Matt Stevens | 154 | 68 | 4181 | 27 | 197 | 546 | 268 | 759 | 197 | 172 | 177 | 546 | 759 |
| Ben Vered | 163 | 60 | 4409 | 27 | 213 | 529 | 273 | 709 | 174 | 147 | 159 | 480 | 660 |
| Tal Nelkin | 177 | 47 | 5869 | 33 | 218 | 597 | 265 | 738 | 155 | 167 | 162 | 484 | 619 |
| Owen Kato | 177 | 47 | 5325 | 30 | 248 | 615 | 296 | 750 | 168 | 248 | 139 | 555 | 699 |

13 - Purple Haze Lane 25 HDCP=215 Avg=678

| Name | Avg | HDCP | Pins | Gms | High Game | High Sers | HDCP Game | HDCP Sers | -1- | -2- | -3- | Total | HDCP Total |
|-------------------|-----|------|------|-----|-----------|-----------|-----------|-----------|------|------|------|-------|------------|
| P-Dog Manansala | 159 | 63 | 3502 | 22 | 201 | 526 | 265 | 718 | a149 | a149 | a149 | 447 | 636 |
| Colleen Van Zandt | 166 | 57 | 4498 | 27 | 208 | 549 | 267 | 726 | a156 | a156 | a156 | 468 | 639 |
| Hank Patten | 164 | 59 | 4437 | 27 | 201 | 538 | 257 | 706 | a154 | a154 | a154 | 462 | 639 |
| Myron Stevens | 189 | 36 | 5105 | 27 | 244 | 675 | 280 | 783 | a179 | a179 | a179 | 537 | 645 |

14 - Team Shake & Bake Lane 32 HDCP=244 Avg=648

| Name | Avg | HDCP | Pins | Gms | High Game | High Sers | HDCP Game | HDCP Sers | -1- | -2- | -3- | Total | HDCP Total |
|-------------------|-----|------|------|-----|-----------|-----------|-----------|-----------|------|------|------|-------|------------|
| Luke Surmeian | 135 | 85 | 4053 | 30 | 175 | 456 | 258 | 705 | a125 | a125 | a125 | 375 | 630 |
| Alex Monteaugudo | 162 | 61 | 4885 | 30 | 233 | 566 | 295 | 752 | a152 | a152 | a152 | 456 | 639 |
| Kim Alanya | 170 | 54 | 4609 | 27 | 203 | 571 | 259 | 739 | a160 | a160 | a160 | 480 | 642 |
| Sebastian Morales | 181 | 44 | 4905 | 27 | 236 | 598 | 279 | 727 | a171 | a171 | a171 | 513 | 645 |

15 - Cookies n Cream Lane 21 HDCP=219 Avg=675

| Name | Avg | HDCP | Pins | Gms | High Game | High Sers | HDCP Game | HDCP Sers | -1- | -2- | -3- | Total | HDCP Total |
|-----------------|-----|------|------|-----|-----------|-----------|-----------|-----------|-----|-----|-----|-------|------------|
| Dina Duke | 141 | 80 | 3811 | 27 | 191 | 459 | 272 | 696 | | | | 0 | 0 |
| Brett Martin | 163 | 60 | 4413 | 27 | 244 | 594 | 307 | 783 | 142 | 171 | 149 | 462 | 639 |
| Andrew Rayes | 178 | 46 | 1609 | 9 | 208 | 599 | | | 184 | 147 | 119 | 450 | 549 |
| Veronica Patton | 193 | 33 | 5791 | 30 | 239 | 693 | 278 | 804 | 235 | 234 | 224 | 693 | 804 |

16 - Sheila's Angels Lane 27 HDCP=196 Avg=700

| Name | Avg | HDCP | Pins | Gms | High Game | High Sers | HDCP Game | HDCP Sers | -1- | -2- | -3- | Total | HDCP Total |
|----------------|-----|------|------|-----|-----------|-----------|-----------|-----------|-----|-----|-----|-------|------------|
| Shelley Thoman | 161 | 62 | 5313 | 33 | 204 | 512 | 268 | 704 | 148 | 193 | 143 | 484 | 673 |
| Vincent Alcala | 139 | 81 | 4595 | 33 | 235 | 521 | 321 | 779 | 168 | 127 | 145 | 440 | 686 |
| Keith Holt | 199 | 27 | 1798 | 9 | 237 | 627 | | | 172 | 201 | 224 | 597 | 687 |
| Jaelyn Thoman | 201 | 26 | 3024 | 15 | 245 | 648 | | | | | | 0 | 0 |
| Bobby Ballard | 190 | 36 | 2280 | 12 | 235 | 682 | | | | | | 0 | 0 |

17 - Nacho Average Bowler Lane 29 HDCP=211 Avg=684

| Name | Avg | HDCP | Pins | Gms | High Game | High Sers | HDCP Game | HDCP Sers | -1- | -2- | -3- | Total | HDCP Total |
|------------------------|-----|------|------|-----|-----------|-----------|-----------|-----------|-----|-----|-----|-------|------------|
| David Molina | 214 | 14 | 6440 | 30 | 266 | 751 | 281 | 796 | 237 | 234 | 184 | 655 | 697 |
| Eleonora Handal Molina | 102 | 115 | 3385 | 33 | 165 | 396 | 285 | 756 | 95 | 107 | 109 | 311 | 656 |
| Mike Molina | 158 | 64 | 5215 | 33 | 225 | 575 | 286 | 758 | 129 | 143 | 170 | 442 | 631 |
| Ryan Lunsford | 210 | 18 | 6942 | 33 | 268 | 711 | 284 | 759 | 178 | 150 | 195 | 523 | 568 |

18 - Git UR Wood!! Lane 23 HDCP=158 Avg=742

| Name | Avg | HDCP | Pins | Gms | High Game | High Sers | HDCP Game | HDCP Sers | -1- | -2- | -3- | Total | HDCP Total |
|------------------|-----|------|------|-----|-----------|-----------|-----------|-----------|-----|-----|-----|-------|------------|
| Sean Drury | 174 | 50 | 5767 | 33 | 246 | 586 | 294 | 730 | 173 | 176 | 177 | 526 | 676 |
| Pat Cornish | 177 | 47 | 5868 | 33 | 253 | 587 | 302 | 734 | 204 | 205 | 175 | 584 | 728 |
| Joe Vallance | 194 | 32 | 6406 | 33 | 249 | 640 | 284 | 745 | 203 | 208 | 192 | 603 | 702 |
| Samuel Rodriguez | 197 | 29 | 6526 | 33 | 265 | 637 | 295 | 733 | 188 | 265 | 170 | 623 | 713 |

Temporary Substitutes

| Name | Avg | HDCP | Pins | Gms | High Game | High Sers | HDCP Game | HDCP Sers | -1- | -2- | -3- | Total | HDCP Total |
|--------------------|-------|------|------|-----|-----------|-----------|-----------|-----------|-----|-----|-----|-------|------------|
| Joel Andrade | bk205 | 22 | 1356 | 6 | 266 | 721 | | | 201 | 254 | 266 | 721 | 787 |
| Brent Brehm | bk194 | 32 | 679 | 3 | 247 | 679 | | | | | | 0 | 0 |
| Emmanuel Dizon | bk217 | 11 | 689 | 3 | 259 | 689 | | | | | | 0 | 0 |
| Breeanne Esterson | bk148 | 73 | 770 | 8 | 113 | 315 | | | | | | 0 | 0 |
| Tom Everitt | bk223 | 6 | 684 | 3 | 243 | 684 | | | | | | 0 | 0 |
| Blake Jozwiakowski | bk212 | 16 | 650 | 3 | 236 | 650 | | | | | | 0 | 0 |
| Karl Kurtz | 212 | 16 | 1912 | 9 | 246 | 675 | | | | | | 0 | 0 |
| Joe Macklin | bk199 | 27 | 215 | 1 | 215 | 215 | | | | | | 0 | 0 |
| Adam Monick | 176 | 48 | 529 | 3 | 190 | 529 | | | 190 | 180 | 159 | 529 | 673 |
| Mike Musselman | 151 | 71 | 455 | 3 | 165 | 455 | | | 149 | 141 | 165 | 455 | 668 |
| Jerome Pereyra | 187 | 38 | 2811 | 15 | 246 | 583 | | | | | | 0 | 0 |
| Terry Posey | bk192 | 34 | 547 | 3 | 204 | 547 | | | | | | 0 | 0 |
| Mathew Roy | 169 | 54 | 3059 | 18 | 225 | 571 | | | | | | 0 | 0 |
| James Svastics | bk155 | 67 | 419 | 3 | 149 | 419 | | | | | | 0 | 0 |
| Taylor Tattersall | 149 | 72 | 299 | 2 | 153 | 299 | | | | | | 0 | 0 |
| Dyanne Thoman | 191 | 35 | 1150 | 6 | 211 | 584 | | | | | | 0 | 0 |
| Diego Vargas | 140 | 81 | 0 | 0 | 0 | 0 | | | | | | 0 | 0 |
| David Walters | bk172 | 52 | 441 | 3 | 180 | 441 | | | | | | 0 | 0 |

Last Week's Top Scores

| Team Scratch Game | | Team Scratch Series | | Team Handicap Game | | Team Handicap Series | |
|---------------------|-----------------------|-----------------------|----------------------|----------------------|--------------------|------------------------|----------------------|
| 932 Team 4 (1) | | 2660 Team 4 (1) | | 1015 Git UR Wood!! | | 2853 Beans Team | |
| Scratch Game | | Scratch Series | | Handicap Game | | Handicap Series | |
| Men | 300 Ellis Trotter | 759 Ellis Trotter | 320 Ellis Trotter | 819 Ellis Trotter | 296 Owen Kato | 763 Shane Cornejo | 763 Paul Martin |
| | 269 Justin Pluchino | 757 Justin Pluchino | 295 Samuel Rodriguez | 759 Matt Stevens | 289 Fred Miller | 757 Justin Pluchino | |
| | 266 Joel Andrade | 721 Joel Andrade | 286 Paul Martin | | | | |
| | 265 Samuel Rodriguez | 693 Robert Pellicci | | | | | |
| | 258 Paul Martin | 686 Shawn Tamjidi | | | | | |
| Women | 235 Veronica Patton | 693 Veronica Patton | 272 Veronica Patton | 804 Veronica Patton | 256 Shelley Thoman | 728 Pat Cornish | 722 Shelly Steinborn |
| | 205 Pat Cornish | 584 Pat Cornish | 253 Pat Cornish | 706 Betty Hogan | 253 Betty Hogan | 680 Taryn West | |
| | 193 Shelley Thoman | 493 Brittney Gonzalez | 243 Shelly Steinborn | | | | |
| | 180 Brittney Gonzalez | 484 Shelley Thoman | | | | | |
| | 173 Maile Robertson | 476 Maile Robertson | | | | | |

Season High Scores

| Team Scratch Series | | Team Scratch Game | | Team Handicap Series | | Team Handicap Game | |
|-----------------------|---------------------|-----------------------|---------------------|------------------------|--|-----------------------|--|
| 2776 Team 4 (1) | | 956 "Old" Team Ritter | | 3054 "Old" Team Ritter | | 1042 Bagels and Cream | |
| Scratch Series | | Scratch Game | | Handicap Series | | Handicap Game | |
| Men | 775 Shawn Tamjidi | 300 Justin Pluchino | 863 Paul Martin | 321 Vincent Alcalá | | | |
| | | 300 Ellis Trotter | 804 Veronica Patton | 302 Pat Cornish | | | |
| Women | 693 Veronica Patton | 253 Pat Cornish | | | | | |

Individual High Averages

| | | |
|--------------|--------|-----------------|
| Men | 236.19 | Justin Pluchino |
| Women | 193.03 | Veronica Patton |

Most Improved Average

| | | | | | | | | | | | | | |
|------------|-----|----|--------|---|--------|-----------------|--------------|----|----|--------|---|--------|-----------------------|
| Men | 140 | to | 162.83 | = | +22.83 | Alex Monteagudo | Women | 79 | to | 102.58 | = | +23.58 | Eleonora Handal Molin |
|------------|-----|----|--------|---|--------|-----------------|--------------|----|----|--------|---|--------|-----------------------|

National Association Awards Earned Last Week

| Name | Award Score | Award Received | Name | Award Score | Award Received |
|---------------|-------------|------------------------|------|-------------|----------------|
| Ellis Trotter | 300 | 300 Game (USBC Awards) | | | |

Local and Bowling Center Awards

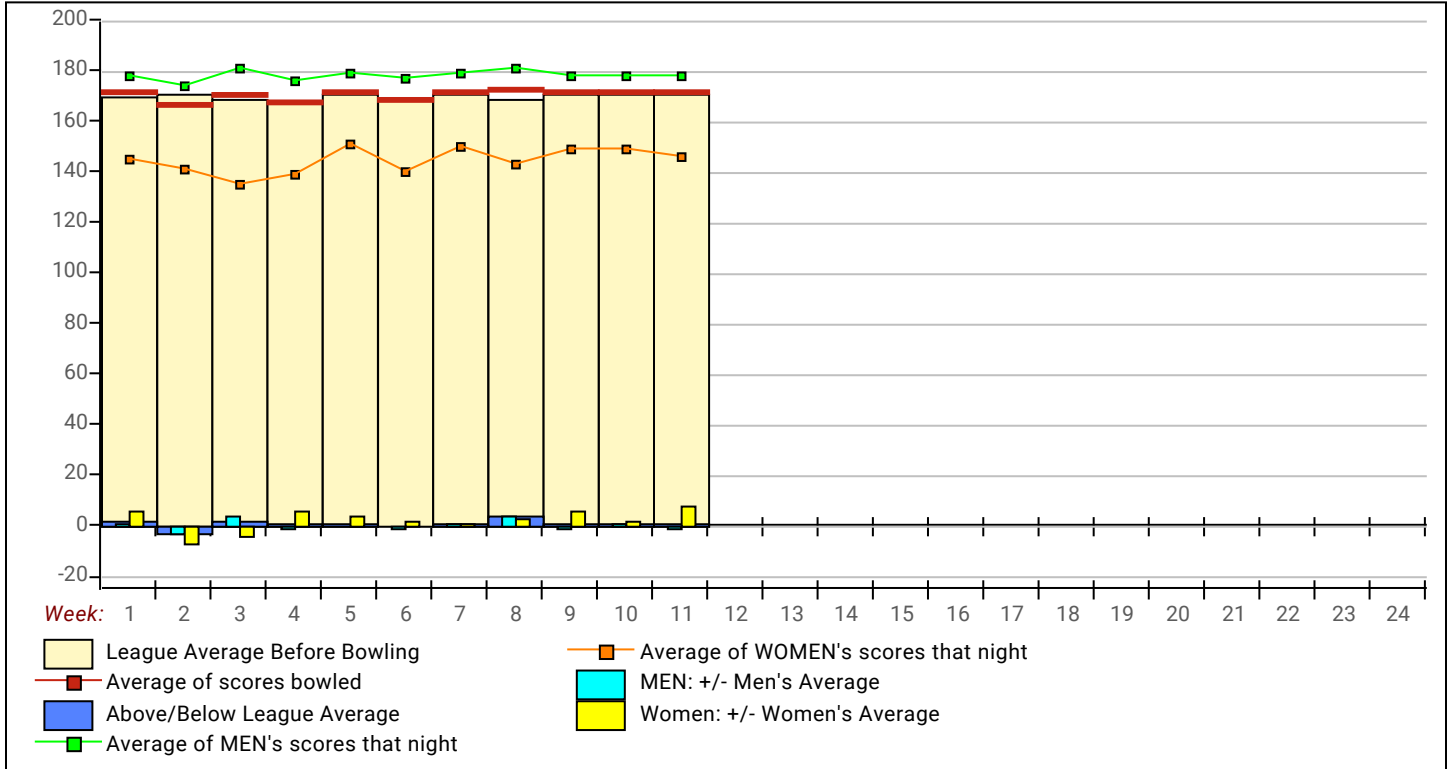
| Name | Award Score | Award Received | Name | Award Score | Award Received |
|---------------|-------------|--|------------------|-------------|------------------------------------|
| Mike Abbott | 207 | 50 Pins Over Average-Game (GLAC USBC) | Fred Miller | 224 | 50 Pins Over Average-Game (GLAC U |
| Joel Andrade | 721 | 100 Pins Over Average-Series (GLAC USB | Veronica Patton | 693 | 100 Pins Over Average-Series (GLAC |
| | 254 | 250 Game (GLAC USBC) | Samuel Rodriguez | 265 | 50 Pins Over Average-Game (GLAC U |
| | 266 | 50 Pins Over Average-Game (GLAC USBC) | | 265 | 250 Game (GLAC USBC) |
| Ian Clasby | 199 | 50 Pins Over Average-Game (GLAC USBC) | Ellis Trotter | 759 | 100 Pins Over Average-Series (GLAC |
| Shane Cornejo | 514 | 100 Pins Over Average-Series (GLAC USB | | 300 | 75 Pins Over Average-Game (GLAC U |
| Owen Kato | 248 | 50 Pins Over Average-Game (GLAC USBC) | | | |

View Standings on the Web

Visit LeagueSecretary.com - This league's ID number is **123108**
 View standings, bowler history, statistics and more. Also check out the Mobile App.
 Visit bowl.com - This league's ID number is **43**



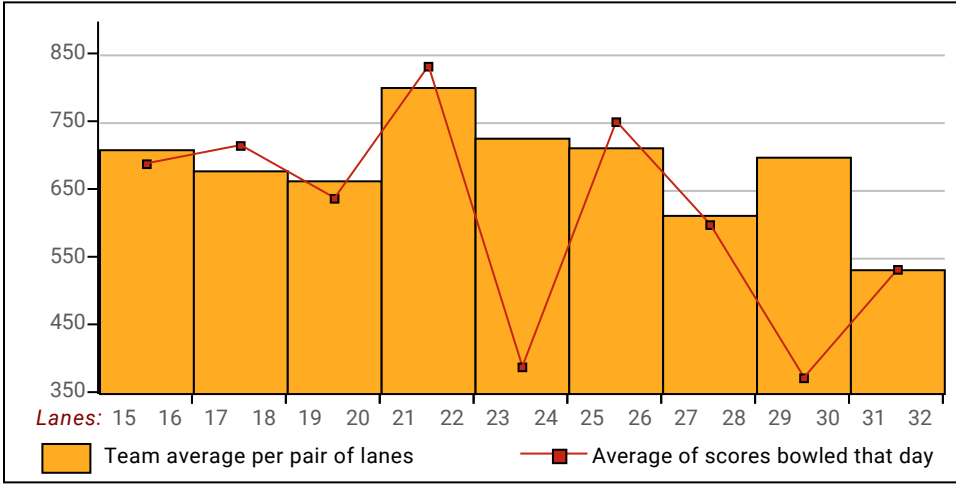
League Average Week-by-Week



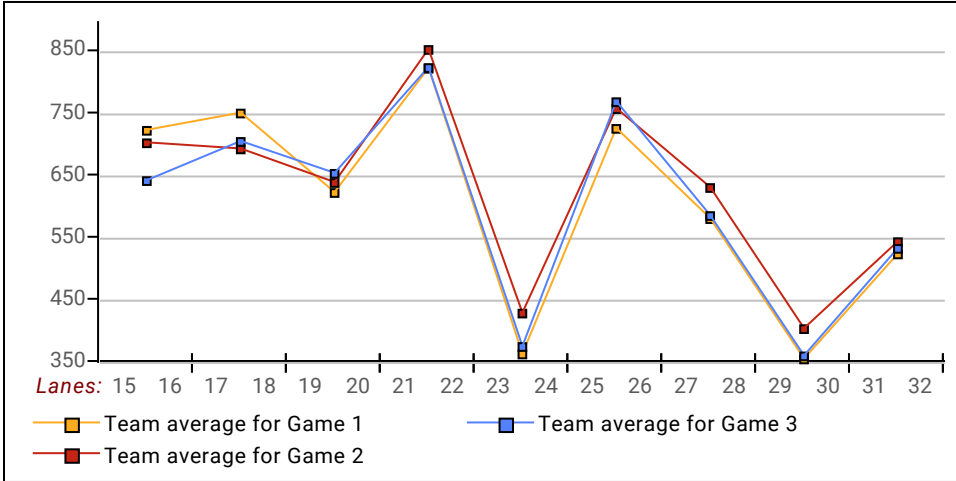
This Week's Statistics

| | <u>Over All</u> | <u>Men</u> | <u>Women</u> |
|-----------------------------------|-----------------|------------|--------------|
| How many people bowled | 62 | 50 | 12 |
| Number of games bowled | 184 | 148 | 36 |
| Actual average of week's scores | 171.61 | 177.88 | 145.83 |
| How many games above average | 90 | 68 | 22 |
| How many games below average | 90 | 77 | 13 |
| Pins above/below average per game | 1.56 | -0.09 | 8.33 |
| How many people raised average | 34 | 25 | 9 |
| by this amount | 1.70 | 1.84 | 1.31 |
| How many people went down | 26 | 23 | 3 |
| by this amount | -1.96 | -2.13 | -0.67 |
| League average before bowling | 170.55 | 178.38 | 137.95 |
| League average after bowling | 170.66 | 178.32 | 138.77 |
| Change in league average | 0.11 | -0.06 | 0.81 |
| 800s | -- | -- | -- |
| 775s | -- | -- | -- |
| 750s | 2 | 2 | -- |
| 725s | -- | -- | -- |
| 700s | 1 | 1 | -- |
| 675s | 4 | 3 | 1 |
| 650s | 2 | 2 | -- |
| 625s | 2 | 2 | -- |
| 600s | 3 | 3 | -- |
| 575s | 4 | 3 | 1 |
| 550s | 5 | 5 | -- |
| 525s | 4 | 4 | -- |
| 500s | 5 | 5 | -- |
| 475s | 8 | 5 | 3 |
| 450s | 4 | 4 | -- |
| 425s | 8 | 6 | 2 |
| 400s | 2 | 2 | -- |
| below 400 | 8 | 3 | 5 |
| 300s | 1 | 1 | -- |
| 275s | -- | -- | -- |
| 250s | 7 | 7 | -- |
| 225s | 18 | 16 | 2 |
| 200s | 21 | 18 | 3 |
| 175s | 34 | 31 | 3 |
| 150s | 39 | 34 | 5 |
| 125s | 39 | 27 | 12 |
| 100s | 17 | 10 | 7 |
| below 100 | 8 | 4 | 4 |

Team Average vs Avg of Scores



Average of Scores for Each Game



Amount Over/Under Team Average

