

Wednesday 12:00 pm

## Winnetka Bowl

Lanes 1 - 24

USBC Certification: 686372 Lane Certification: 8846

President: Michael Falkowitz is on Lane 17 Vice President: Gary Bricker is on Lane 18

Secretary/Treasurer: Al Reiswig is on Lane 5

### Team Standings

Place	Lane	#	Team Name	Points Won	Points Lost	Pins + HDCP	HDCP Game	HDCP Sers	Team Avg
1	2	14	Game On	58	26	22623	720	2031	516
2	13	19	Team 19	55	29	21638	655	1875	378
3	19	11	FAB	53	31	21980	673	1933	444
4	22	4	The Bowling Stones	50	34	21921	694	1976	469
5	18	8	Roll With It	49	35	22399	705	2006	481
6	8	16	Team 16	49	35	22324	741	2066	512
7	3	12	The Pin Pals	49	35	21661	691	1927	339
8	12	21	A Work in Progress	48	36	21708	674	1915	348
9	24	2	Team 2	47	37	21852	661	1927	404
10	11	3	If Only...	44	40	21950	691	1904	398
11	5	10	Team 10	43	41	21997	712	2003	447
12	21	9	Purple Haze	42½	41½	21973	694	1996	481
13	17	13	Team 13	42	42	21935	690	1954	417
14	14	1	Team 1	42	42	21876	701	2009	461
15	10	23	Team 23	42	42	21789	674	1937	466
16	15	7	Valley People	41	43	21885	691	1903	447
17	4	22	Niwoni	38	46	21773	675	1918	460
18	7	18	Team 18	38	46	20235	722	2030	486
19	20	6	Seesaw Gang	36	48	22167	702	1982	426
20	9	5	Trifecta	35½	48½	21741	681	2014	436
21	16	17	Team 17	35	49	21844	687	1912	483
22	6	20	Where's Hymie	31	53	21875	717	2032	490
23	23	15	Team 15	27	57	21459	664	1888	347
24	1	24	BYE	0	0	0	0	0	0

### Review of Last Week's Bowling.....

Lanes	Team Name	HDCP -1-	HDCP -2-	HDCP -3-	HDCP Total	Last Wk WON	Team Name	HDCP -1-	HDCP -2-	HDCP -3-	HDCP Total	Last Wk WON
1-2	BYE	0	0	0	0	0	<---> Niwoni	597	602	616	1815	7
3-4	Game On	615	667	693	1975	5	<---> Team 16	588	679	656	1923	2
5-6	Team 18	588	680	664	1932	5	<---> Where's Hymie	623	603	577	1803	2
7-8	The Pin Pals	571	591	599	1761	0	<---> Team 10	663	606	623	1892	7
9-10	Team 19	559	581	587	1727	0	<---> Team 17	622	668	590	1880	7
11-12	Trifecta	484	585	542	1611	0	<---> Valley People	618	657	612	1887	7
13-14	A Work in Progress	620	622	581	1823	5	<---> Team 23	598	608	609	1815	2
15-16	Team 1	603	595	567	1765	0	<---> If Only...	637	596	639	1872	7
17-18	The Bowling Stones	578	624	557	1759	2	<---> Team 2	622	602	593	1817	5
19-20	Team 13	615	618	596	1829	2	<---> Team 15	623	601	664	1888	5
21-22	Roll With It	705	685	616	2006	5	<---> Seesaw Gang	586	584	662	1832	2
23-24	Purple Haze	599	588	569	1756	0	<---> FAB	637	643	633	1913	7

### Lane Assignments


	1-2	3-4	5-6	7-8	9-10	11-12	13-14	15-16	17-18	19-20	21-22	23-24
Wk13 07/17	24- 14	12- 22	10- 20	18- 16	5- 23	3- 21	19- 1	7- 17	13- 8	11- 6	9- 4	15- 2
Wk14 07/24	24- 15	4- 19	6- 21	8- 23	18- 9	20- 11	22- 13	2- 17	1- 10	3- 12	5- 14	7- 16
Wk15 07/31	24- 13	8- 21	2- 19	4- 17	22- 15	6- 23	18- 11	20- 9	7- 14	5- 16	3- 10	1- 12

## Team Rosters


Name	Avg HDCP		Pins Gms		To Raise Avg +1	To Drop Avg -1	High Game	High Sers	HDCP Game	HDCP Sers	-1-	-2-	-3-	Total
<b>1 - Team 1</b> Lane 14 HDCP=151 Avg=461														
Mark Yokomizo	168	37	4210	25	522	493	210	557	246	665	194	a167	a167	528
Yolanda Dragotta	102	97	2984	29	312	279	141	343	237	631	79	98	96	273
Stephen Collins	191	17	4588	24	596	568	246	688	261	733	182	182	156	520
<b>2 - Team 2</b> Lane 24 HDCP=201 Avg=404														
Gary Pintacura	128	73	3095	24	388	360	169	466	242	685	142	124	137	403
Diana Moller	118	82	4263	36	378	338	150	416	232	662	116	106	128	350
Mark Goldstein	158	46	5722	36	479	439	216	520	263	661	164	172	128	464
<b>3 - If Only...</b> Lane 11 HDCP=207 Avg=398														
Fred Iannone	144	59	3894	27	456	425	182	479	241	656	159	147	165	471
Naomi Benghiat	98	100	2357	24	316	288	132	352	231	649	a98	a98	a98	294
Ron Skoller	156	48	5160	33	492	455	207	541	258	694	171	142	167	480
<b>4 - The Bowling Stones</b> Lane 22 HDCP=143 Avg=469														
Doug Silver	147	56	3542	24	454	426	191	497	247	665	146	137	159	442
Paul Klein	158	46	5236	33	488	451	204	527	244	647	156	171	112	439
Alex Glikmann	164	41	5919	36	516	476	221	526	259	640	135	175	145	455
<b>5 - Trifecta</b> Lane 9 HDCP=173 Avg=436														
Dick Valtin	144	59	5209	36	446	406	189	499	249	688	111	160	119	390
Carole Peire	147	56	5310	36	462	422	186	534	242	702	116	115	131	362
Barbara Vaccarello	145	58	3500	24	442	414	180	503	234	665	92	145	127	364
<b>6 - Seesaw Gang</b> Lane 20 HDCP=182 Avg=426														
Joann Daugherty	118	82	2127	18	372	350	136	381			123	98	135	356
Walter Brauer	162	43	5356	33	512	475	205	553	250	688	143	188	176	507
Dale Forchette	146	57	5264	36	469	429	187	484	245	658	137	115	168	420
<b>7 - Valley People</b> Lane 15 HDCP=163 Avg=447														
Michael Antin	144	59	3906	27	444	413	190	452	247	623	116	152	173	441
Barbara Sonnabend	99	99	2976	30	324	290	132	350	231	647	81	96	108	285
John Drew	204	5	6133	30	632	598	258	672	266	696	256	244	166	666
<b>8 - Roll With It</b> Lane 18 HDCP=134 Avg=481														
Steve McAdams	160	45	4819	30	494	460	217	564	263	705	217	160	152	529
Kathy Davis	140	63	3788	27	442	411	181	459	245	652	181	155	123	459
Gary Bricker	181	26	6520	36	578	538	233	614	263	707	170	233	204	607
<b>9 - Purple Haze</b> Lane 21 HDCP=133 Avg=481														
Mike Paganelli	154	50	3247	21	473	448	202	538	252	688	a154	a154	a154	462
Gary Stines	167	38	5516	33	532	495	232	571	270	685	154	143	124	421
Craig EvansLH	160	45	4339	27	491	460	218	545	263	680	a160	a160	a160	480
<b>10 - Team 10</b> Lane 5 HDCP=164 Avg=447														
Tracy Lawrence	160	45	5305	33	491	454	233	595	278	730	194	170	159	523
Norb Charron	121	80	3646	30	380	346	146	418	222	646	136	117	106	359
Al Reiswig	166	39	5501	33	511	474	211	548	252	671	169	155	194	518
<b>11 - FAB</b> Lane 19 HDCP=166 Avg=444														
Barbara Dasaro	113	87	3071	27	349	318	156	401	245	668	141	130	109	380
Fred Eisenhammer	156	48	4691	30	490	456	183	499	233	652	183	130	183	496
Art Rosenberg	175	31	6325	36	539	499	228	606	257	693	145	215	173	533
<b>12 - The Pin Pals</b> Lane 3 HDCP=261 Avg=339														
Bertha Willard	96	102	3477	36	306	266	142	391	245	700	62	76	55	193
Wally Mardeusz	112	88	3613	32	342	306	159	419	249	689	127	133	159	419
Kacey Dorey	131	71	4355	33	397	360	187	465	259	681	123	123	126	372
<b>13 - Team 13</b> Lane 17 HDCP=191 Avg=417														
Audrey Key	133	69	4414	33	410	373	173	436	244	649	146	155	132	433
Roberta Salin	133	69	2796	21	420	395	179	451	248	658	a133	a133	a133	399
Michael Falkowitz	151	53	5467	36	461	421	190	514	244	676	145	139	140	424

Name	Avg HDCP		Pins Gms		To Raise Avg +1	To Drop Avg -1	High Game	High Sers	HDCP Game	HDCP Sers	-1-	-2-	-3-	Total
<b>14 - Game On</b> Lane 2 HDCP=101 Avg=516														
Tina Fumarolo	147	56	5305	36	467	427	223	478	277	640	106	164	161	431
Warren McGaha	171	35	5141	30	535	501	217	608	256	725	213	193	182	588
Richard Fumarolo	198	10	7146	36	615	575	256	678	271	723	192	206	246	644
<b>15 - Team 15</b> Lane 23 HDCP=253 Avg=347														
Tom Randall	126	75	3404	27	406	375	193	456	269	684	160	124	132	416
Nancy Fox-Wilcox	119	81	4309	36	371	331	181	424	259	658	104	111	146	361
Mark Ratinoff	102	97	3063	30	336	302	154	375	252	669	102	109	129	340
<b>16 - Team 16</b> Lane 8 HDCP=105 Avg=512														
Darlene Redman	152	52	4565	30	484	450	209	541	263	703	158	209	174	541
John Di Pietro Sr.	194	14	6988	36	617	577	254	686	268	728	186	170	238	594
Bob Sturla	166	39	5322	32	523	487	211	593	248	704	137	193	137	467
<b>17 - Team 17</b> Lane 16 HDCP=132 Avg=483														
Larry George	201	8	7259	36	619	579	258	664	266	691	224	248	192	664
Jennifer George	111	89	3676	33	356	319	145	392	235	662	112	109	113	334
Jay Cotton	171	35	6175	36	533	493	235	577	266	670	154	179	153	486
<b>18 - Team 18</b> Lane 7 HDCP=129 Avg=486														
George Ritter	165	40	4964	30	514	480	202	536	246	665				0
Revon Mahuna	140	63	4215	30	438	404	176	471	239	660	155	138	150	443
Saul Jenkins	181	26	3820	21	548	523	234	652	260	730	150	229	170	549
<b>19 - Team 19</b> Lane 13 HDCP=225 Avg=378														
Marilyn Hatch	119	81	3958	33	362	325	161	400	242	643	115	112	107	334
Mercia Martich	137	65	4121	30	433	399	177	470	240	659	127	117	130	374
Marcia Votava	122	79	4427	36	370	330	161	434	240	671	94	129	127	350
<b>20 - Where's Hymie</b> Lane 6 HDCP=125 Avg=490														
Richard Deem	174	32	6289	36	536	496	216	596	247	674	215	168	151	534
Cathy Pia	125	76	4141	33	395	358	159	447	234	672	99	126	117	342
Hymie Glass	191	17	1720	9	584	571	215	603			v130	v130	v130	390
<b>21 - A Work in Progress</b> Lane 12 HDCP=253 Avg=348														
Anne Randall	114	86	3791	33	349	312	147	397	236	664	80	130	127	337
Judith Statham	122	79	2581	21	371	346	146	393	225	630	144	109	113	366
Patricia Segall	112	88	4059	36	348	308	146	395	234	659	144	131	89	364
<b>22 - Niwoni</b> Lane 4 HDCP=152 Avg=460														
Ed Wannomae	154	50	3703	24	482	454	187	506	234	647	133	137	133	403
John Rosen	141	62	4683	33	429	392	213	469	278	664	149	150	168	467
Bob Holbrook	165	40	4636	28	510	478	212	590	250	704	a165	a165	a165	495
<b>23 - Team 23</b> Lane 10 HDCP=146 Avg=466														
Carol Ellis	158	46	4124	26	487	457	215	555	257	681	a158	a158	a158	474
Winston Gorriceta	148	55	2667	18	462	440	173	489			143	156	134	433
Arthur Sanchez	160	45	5789	36	490	450	205	549	250	684	152	149	172	473
<b>24 - BYE</b> Lane 1 HDCP=0 Avg=0														

**Temporary Substitutes**

 **Men**

<u>Name</u>	<u>Avg HDCP</u>		<u>Pins</u>	<u>Gms</u>	<u>High Game</u>	<u>High Sers</u>	<u>HDCP Game</u>	<u>HDCP Sers</u>	<u>-1-</u>	<u>-2-</u>	<u>-3-</u>	<u>Total</u>	<u>HDCP Total</u>
Steve Belilove	178	28	2139	12	229	574			161	191	222	574	673
Howard Bender	168	37	1517	9	226	544						0	0
Joe Tieger	123	78	371	3	136	371						0	0

 **Women**

<u>Name</u>	<u>Avg HDCP</u>		<u>Pins</u>	<u>Gms</u>	<u>High Game</u>	<u>High Sers</u>	<u>HDCP Game</u>	<u>HDCP Sers</u>	<u>-1-</u>	<u>-2-</u>	<u>-3-</u>	<u>Total</u>	<u>HDCP Total</u>
Debbie Prince	85	112	255	3	91	255						0	0

**Last Week's Top Scores**

<u>Team Scratch Game</u>		<u>Team Scratch Series</u>		<u>Team Handicap Game</u>		<u>Team Handicap Series</u>	
589	Game On	1663	Game On	705	Roll With It	2006	Roll With It
	<u>Scratch Game</u>		<u>Scratch Series</u>		<u>Handicap Game</u>		<u>Handicap Series</u>
<b>Men</b>	256 John Drew 248 Larry George 246 Richard Fumarolo 238 John Di Pietro Sr. 233 Gary Bricker	666 John Drew 664 Larry George 644 Richard Fumarolo 607 Gary Bricker 594 John Di Pietro Sr.	263 John Drew 263 Steve McAdams 260 Gary Bricker 257 Richard Fumarolo 257 Larry George	699 Warren McGaha 691 Larry George 689 Wally Mardeusz 688 Gary Bricker 687 John Drew			
<b>Women</b>	209 Darlene Redman 181 Kathy Davis 164 Tina Fumarolo 155 Revon Mahuna 155 Audrey Key	541 Darlene Redman 459 Kathy Davis 443 Revon Mahuna 433 Audrey Key 431 Tina Fumarolo	263 Darlene Redman 245 Kathy Davis 233 Patricia Segall 229 Barbara Dasaro 227 Nancy Fox-Wilcox	703 Darlene Redman 651 Kathy Davis 644 Barbara Dasaro 643 Audrey Key 632 Revon Mahuna			

**Season High Scores**

<u>Team Scratch Series</u>		<u>Team Scratch Game</u>		<u>Team Handicap Series</u>		<u>Team Handicap Game</u>	
1727	Team 16	612	Game On	2066	Team 16	722	Team 18
	<u>Scratch Series</u>		<u>Scratch Game</u>		<u>Handicap Series</u>		<u>Handicap Game</u>
<b>Men</b>	688 Stephen Collins	258 John Drew 258 Larry George	733 Stephen Collins	278 Tracy Lawrence 278 John Rosen			
<b>Women</b>	555 Carol Ellis	223 Tina Fumarolo	703 Darlene Redman	277 Tina Fumarolo			

**Individual High Averages**

<b>Men</b>	204.43	John Drew
<b>Women</b>	158.62	Carol Ellis

**Most Improved Average**

<b>Men</b>	161	to	175.69	= +14.69	Art Rosenberg	<b>Women</b>	128	to	140.30	= +12.30	Kathy Davis
------------	-----	----	--------	----------	---------------	--------------	-----	----	--------	----------	-------------

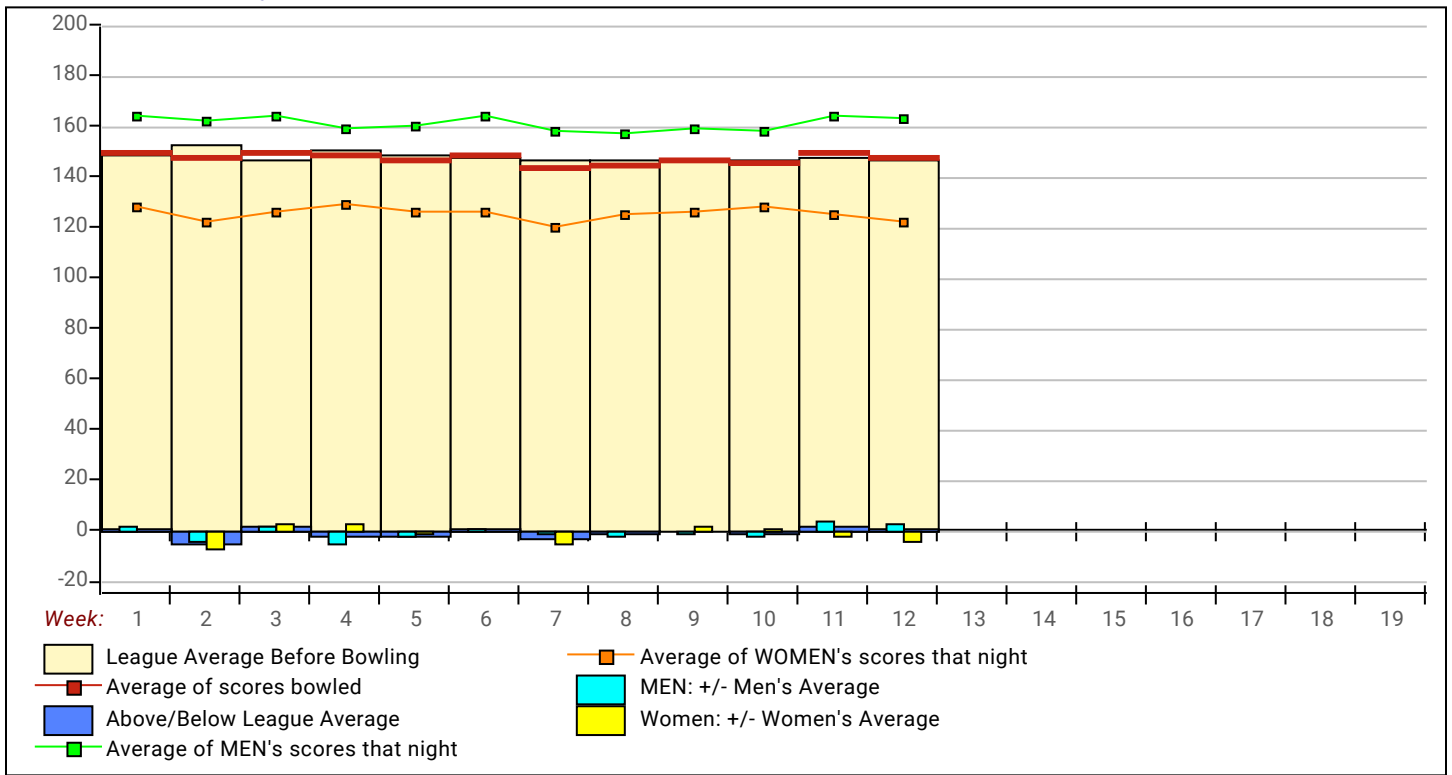
**Local and Bowling Center Awards**

<u>Name</u>	<u>Award Score</u>	<u>Award Received</u>	<u>Name</u>	<u>Award Score</u>	<u>Award Received</u>
Wally Mardeusz	419	400 Series (GLAC USBC)	Darlene Redman	209	50 Pins Over Average-Game (GLAC U
	159	150 Game (GLAC USBC)		209	200 Game (GLAC USBC)
Steve McAdams	217	50 Pins Over Average-Game (GLAC USBC)			

**View Standings on the Web**

Visit [LeagueSecretary.com](http://LeagueSecretary.com) - This league's ID number is **120419**  
 Visit [bowl.com](http://bowl.com) - This league's ID number is **6935**

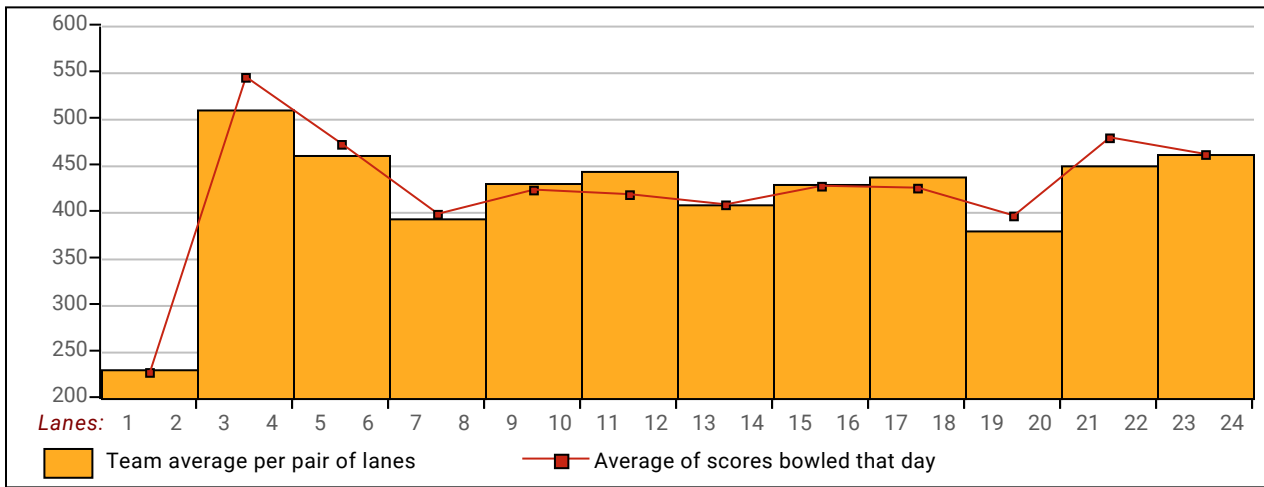
League Average Week-by-Week



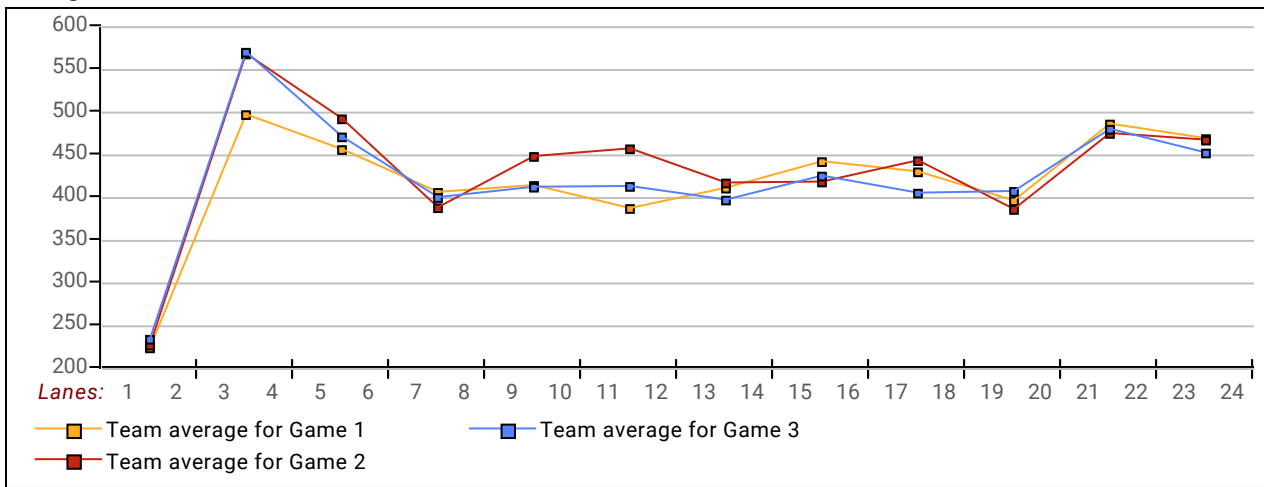
**This Week's Statistics**

	<u>Over All</u>	<u>Men</u>	<u>Women</u>
How many people bowled	62	39	23
Number of games bowled	184	115	69
Actual average of week's scores	147.59	163.07	121.80
How many games above average	87	60	27
How many games below average	93	53	40
Pins above/below average per game	1.30	3.90	-3.03
How many people raised average	32	24	8
by this amount	1.27	1.32	1.14
How many people went down	30	15	15
by this amount	-1.11	-1.13	-1.09
League average before bowling	147.03	159.81	125.35
League average after bowling	147.15	160.19	125.03
Change in league average	0.12	0.38	-0.32
800s	--	--	--
775s	--	--	--
750s	--	--	--
725s	--	--	--
700s	--	--	--
675s	--	--	--
650s	2	2	--
625s	1	1	--
600s	1	1	--
575s	2	2	--
550s	1	1	--
525s	6	5	1
500s	4	4	--
475s	3	3	--
450s	7	6	1
425s	7	4	3
400s	7	7	--
below 400	21	3	18
300s	--	--	--
275s	--	--	--
250s	1	1	--
225s	6	6	--
200s	9	8	1
175s	19	18	1
150s	47	39	8
125s	53	31	22
100s	35	12	23
below 100	14	--	14

**Team Average vs Avg of Scores**



**Average of Scores for Each Game**



**Amount Over/Under Team Average**

