

Monday 7:00 pm

Winnetka Bowl

Lanes 15 - 32

USBC Certification: 686342 Lane Certification: 8846
 President: Jesse Gutierrez is on Lane 25 jessegutierrez@gmail.com
 Vice President: Ray Plasse is on Lane 29 raymattecc@yahoo.com
 Secretary/Treasurer: John Thoman is on Lane 25 johnthoman57@gmail.com
 Sergeant at Arms: Alex Schwartz is on Lane 24 ASchwartz9522@gmail.com

Team Standings

Place	#	Team Name	Points Won	Points Lost	Year-To-Date WON	Pins + HDCP	HDCP Game	HDCP Sers	Team Avg
1	5	Team 5 (2)	24	4	38	38736	1012	2930	821
2	16	Sheila's Angels	19	9	33	37307	1015	2858	674
3	15	Cookies n Cream	17	11	30	38046	1006	2946	689
4	18	Git UR Wood!!	16½	11½	31½	37998	1033	2847	734
5	11	Bagels and Cream Cheese	16½	11½	33	37579	1042	2812	743
6	4	Team 4 (1)	15½	12½	34½	38429	1017	2914	870
7	12	WTF	15	13	29	35031	1035	2989	679
8	14	Team Shake & Bake	15	13	26	34837	1022	2882	648
9	6	"Old" Team Ritter	13	15	29	38012	1092	3054	770
10	1	Team 1	13	15	31	37753	1013	2959	680
11	8	Beans Team	13	15	22	37095	970	2853	549
12	13	Purple Haze	13	15	21	36910	998	2799	666
13	17	Nacho Average Bowler	12	16	30	37873	1029	2981	681
14	9	Drinking Joes	12	16	30	36978	988	2784	537
15	3	The Good Frame Boys!	11½	16½	23½	37772	1027	2889	761
16	2	Anchor's Away	11	17	25½	34783	1029	2929	689
17	10	Team 10	10	18	21	37299	1021	2899	618
18	7	Pin Heads	4	24	14	36226	962	2758	393

Review of Last Week's Bowling.....

Lanes	Team Name	HDCP -1-	HDCP -2-	HDCP -3-	HDCP Total	Last Wk WON	Team Name	HDCP -1-	HDCP -2-	HDCP -3-	HDCP Total	Last Wk WON
15-16	Team 5 (2)	961	906	1009	2876	3	<---> Bagels and Cream Ch	843	932	887	2662	1
17-18	Sheila's Angels	900	959	870	2729	4	<---> Team Shake & Bake	808	818	840	2466	0
19-20	WTF	865	830	866	2561	1	<---> Git UR Wood!!	973	812	920	2705	3
21-22	Cookies n Cream	942	987	928	2857	4	<---> Team 1	891	845	914	2650	0
23-24	Team 4 (1)	965	974	865	2804	3	<---> "Old" Team Ritter	875	956	887	2718	1
25-26	Purple Haze	848	867	865	2580	1	<---> Beans Team	882	889	860	2631	3
27-28	Drinking Joes	932	878	820	2630	2	<---> The Good Frame Boys	829	896	865	2590	2
29-30	Nacho Average Bowle	951	806	995	2752	3	<---> Team 10	882	905	874	2661	1
31-32	Anchor's Away	923	905	876	2704	4	<---> Pin Heads	907	850	840	2597	0

Lane Assignments

	<u>15-16</u>	<u>17-18</u>	<u>19-20</u>	<u>21-22</u>	<u>23-24</u>	<u>25-26</u>	<u>27-28</u>	<u>29-30</u>	<u>31-32</u>
Wk15 06/24	8-14	16-10	17-12	1-9	4-11	6-7	2-18	3-13	15-5
Wk16 07/01	16-12	17-8	14-10	4-7	6-9	1-11	3-15	5-18	13-2
Wk17 07/08	17-10	14-12	16-8	6-11	1-7	4-9	5-13	2-15	18-3

IMPORTANT DATES

Tuesday July 16: Cut off date to reserve a room at the Orleans Hotel and receive the group discount.
 Saturday August 17: Sweeper Day Orleans Bowling Center Las Vegas Noon
 Monday August 19: 2nd Chance Sweeper Winnetka Bowl 7 PM

Strike Pot 50/50

\$470.00 \$294.00

HOTEL INFORMATION-NEW REDUCED ROOM RATES!

The Orleans Hotel is holding hotel rooms for our league (August 15-August 18) and is offering a group discount. New rates: Friday and Saturday \$90 per night, Thursday and Sunday \$42 per night.
 To reserve please go to: <https://book.passkey.com/e/50804022> or call 800.675.3267 and use group code RMBH24C. Last day to reserve is July 16.

Team Rosters

1 - Team 1 Lane 21 HDCP=214 Avg=680

Name	Avg	HDCP	Pins	Gms	To Raise Avg +1	To Drop Avg -1	High Game	High Sers	HDCP Game	HDCP Sers	-1-	-2-	-3-	Total
Fred Miller	158	64	6177	39	501	458	224	535	289	730	145	131	146	422
Shelly Steinborn	126	93	4161	33	411	374	157	440	252	725	138	145	157	440
Jared Miller	181	44	7602	42	588	542	258	654	303	789	158	159	199	516
Jesse Chastain	215	13	8413	39	659	616	280	747	286	765	236	196	198	630

2 - Anchor's Away Lane 27 HDCP=206 Avg=689

Name	Avg	HDCP	Pins	Gms	To Raise Avg +1	To Drop Avg -1	High Game	High Sers	HDCP Game	HDCP Sers	-1-	-2-	-3-	Total
Howard Bender	169	54	5088	30	522	488	227	584	274	725	176	164	155	495
Don Eisman	166	57	6509	39	505	462	214	576	269	753	199	170	207	576
Jerry Simmons	174	50	4181	24	544	516	222	618	272	768	191	160	157	508
Neal Veis	180	45	7051	39	551	508	269	653	310	776	150	204	150	504
Richard Deem	182	43	4921	27	569	538	237	596	282	731				0

3 - The Good Frame Boys! Lane 29 HDCP=141 Avg=761

Name	Avg	HDCP	Pins	Gms	To Raise Avg +1	To Drop Avg -1	High Game	High Sers	HDCP Game	HDCP Sers	-1-	-2-	-3-	Total
Morgan Demeter	169	54	5939	35	521	482	218	594	273	762	148	186	148	482
Chris Mintz-Plasse	199	27	7179	36	621	581	267	656	292	731	165	191	214	570
Dan Musselman	192	34	6364	33	584	547	268	662	297	749	175	214	192	581
Ray Plasse	201	26	7258	36	620	580	259	710	286	791	202	166	172	540

4 - Team 4 (1) Lane 23 HDCP=50 Avg=870

Name	Avg	HDCP	Pins	Gms	To Raise Avg +1	To Drop Avg -1	High Game	High Sers	HDCP Game	HDCP Sers	-1-	-2-	-3-	Total
Shawn Tamjidi	224	5	9212	41	688	643	297	775	302	790	228	246	181	655
Ynes Zavala	185	40	7608	41	576	531	237	634	277	760	206	183	167	556
Robert Pellicci	224	5	9213	41	687	642	279	732	279	732	244	226	232	702
Justin Pluchino	237	0	9008	38	750	708	300	757	300	757	237	269	235	741

5 - Team 5 (2) Lane 32 HDCP=88 Avg=821

Name	Avg	HDCP	Pins	Gms	To Raise Avg +1	To Drop Avg -1	High Game	High Sers	HDCP Game	HDCP Sers	-1-	-2-	-3-	Total
Ronnie Young Jr	202	25	7906	39	620	577	259	651	286	732	216	170	213	599
DeLeon Howard III	184	41	7551	41	589	544	258	647	305	784	193	206	248	647
Ellis Trotter	211	17	8864	42	676	630	300	759	320	819	245	184	245	674
Randall Williams	224	5	9436	42	689	643	279	734	287	758	215	254	211	680

6 - "Old" Team Ritter Lane 25 HDCP=133 Avg=770

Name	Avg	HDCP	Pins	Gms	To Raise Avg +1	To Drop Avg -1	High Game	High Sers	HDCP Game	HDCP Sers	-1-	-2-	-3-	Total
George Ritter	183	42	7166	39	562	519	266	655	310	787	188	212	210	610
Maile Robertson	158	64	5715	36	486	446	234	565	297	754	161	205	167	533
Jesse Gutierrez	217	11	8474	39	682	639	279	768	286	789	213	224	202	639
John Thoman	212	16	8940	42	645	599	287	766	299	802	181	183	176	540

7 - Pin Heads Lane 26 HDCP=472 Avg=393

Name	Avg	HDCP	Pins	Gms	To Raise Avg +1	To Drop Avg -1	High Game	High Sers	HDCP Game	HDCP Sers	-1-	-2-	-3-	Total
Dorene Hartman	120	99	5049	42	396	350	162	421	261	718	116	107	130	353
Steve Soft	59	153	2312	39	208	165	95	223	248	682	67	76	54	197
Tammy Soft	96	120	3763	39	311	268	135	338	256	701	130	105	74	309
Destry Walker	118	100	4984	42	371	325	215	504	306	777	121	89	109	319

8 - Beans Team Lane 15 HDCP=332 Avg=549

Name	Avg	HDCP	Pins	Gms	To Raise Avg +1	To Drop Avg -1	High Game	High Sers	HDCP Game	HDCP Sers	-1-	-2-	-3-	Total
Betty Hogan	116	102	4894	42	371	325	165	394	270	706	119	155	93	367
William Bridle	141	80	5949	42	441	395	198	510	275	741	136	138	175	449
Shane Cornejo	138	82	5805	42	450	404	177	514	260	763	125	139	115	379
Mike Abbott	154	68	6476	42	499	453	207	538	275	730	171	126	146	443

9 - Drinking Joes Lane 22 HDCP=343 Avg=537

Name	Avg	HDCP	Pins	Gms	To Raise Avg +1	To Drop Avg -1	High Game	High Sers	HDCP Game	HDCP Sers	-1-	-2-	-3-	Total
Nigel O'Reilly	143	78	5149	36	467	427	194	485	271	716	167	140	109	416
Stacey Tauson	125	94	4902	39	390	347	174	419	271	704	146	133	140	419
Ian Clasby	132	88	5556	42	429	383	199	467	284	719	145	123	103	371
Taryn West	137	83	4956	36	426	386	174	452	259	707	131	139	125	395

10 - Team 10 Lane 18 HDCP=271 Avg=618

Name	Avg	HDCP	Pins	Gms	To Raise Avg +1	To Drop Avg -1	High Game	High Sers	HDCP Game	HDCP Sers	-1-	-2-	-3-	Total
Sarah Macklin	111	107	4362	39	342	299	160	401	265	716	94	104	125	323
Rudy Villa	140	81	5888	42	457	411	209	534	287	768	122	127	112	361
Randy Vargas	164	59	5904	36	531	491	214	579	273	756	170	167	160	497
Neema Khazaie	203	24	7315	36	641	601	268	693	297	783	224	235	205	664

11 - Bagels and Cream Cheese Lane 24 HDCP=157 Avg=743

Name	Avg	HDCP	Pins	Gms	To Raise Avg +1	To Drop Avg -1	High Game	High Sers	HDCP Game	HDCP Sers	-1-	-2-	-3-	Total
Brittney Gonzalez	169	54	6616	39	524	481	214	546	268	708	142	205	170	517
Matt Mintz-Plasse	172	52	7225	42	560	514	243	609	293	759	172	151	169	492
Paul Martin	198	28	8324	42	631	585	260	749	298	863	200	229	190	619
Alex Schwartz	204	23	8607	42	618	572	279	719	295	767	173	191	202	566

12 - WTF Lane 20 HDCP=214 Avg=679

Name	Avg	HDCP	Pins	Gms	To Raise Avg +1	To Drop Avg -1	High Game	High Sers	HDCP Game	HDCP Sers	-1-	-2-	-3-	Total
Matt Stevens	154	68	5564	36	481	441	197	546	268	759	118	146	128	392
Ben Vered	167	56	6032	36	520	480	213	607	273	787	173	153	146	472
Owen Kato	179	45	6463	36	557	517	248	618	296	759	172	155	193	520
Tal Nelkin	179	45	7539	42	561	515	218	597	265	738	191	165	188	544

13 - Purple Haze Lane 30 HDCP=227 Avg=666

Name	Avg	HDCP	Pins	Gms	To Raise Avg +1	To Drop Avg -1	High Game	High Sers	HDCP Game	HDCP Sers	-1-	-2-	-3-	Total
P-Dog Manansala	155	67	5284	34	488	450	202	526	270	718	139	162	202	503
Colleen Van Zandt	161	62	6282	39	522	479	208	549	267	726	154	140	123	417
Hank Patten	162	61	6335	39	511	468	201	538	262	722	173	133	175	481
Myron Stevens	188	37	7367	39	571	528	246	675	283	783	156	206	139	501

14 - Team Shake & Bake Lane 16 HDCP=243 Avg=648

Name	Avg	HDCP	Pins	Gms	To Raise Avg +1	To Drop Avg -1	High Game	High Sers	HDCP Game	HDCP Sers	-1-	-2-	-3-	Total
Luke Surmeian	138	82	5395	39	443	400	198	497	283	749	126	106	149	381
Alex Monteagudo	162	61	5844	36	513	473	233	566	295	752				0
Kim Alanya	167	56	6033	36	519	479	203	571	259	739	156	151	161	468
Sebastian Morales	181	44	6546	36	552	512	237	598	281	727	158	194	158	510

15 - Cookies n Cream Lane 31 HDCP=206 Avg=689

Name	Avg	HDCP	Pins	Gms	To Raise Avg +1	To Drop Avg -1	High Game	High Sers	HDCP Game	HDCP Sers	-1-	-2-	-3-	Total
Dina Duke	143	78	5150	36	466	426	191	513	272	753	145	161	138	444
Brett Martin	169	54	5589	33	531	494	244	597	307	783	215	176	188	579
Andrew Rayes	184	41	3317	18	568	546	266	657			205	266	186	657
Veronica Patton	193	33	6951	36	615	575	239	693	278	804	163	170	202	535

16 - Sheila's Angels Lane 17 HDCP=220 Avg=674

Name	Avg	HDCP	Pins	Gms	To Raise Avg +1	To Drop Avg -1	High Game	High Sers	HDCP Game	HDCP Sers	-1-	-2-	-3-	Total
Shelley Thoman	162	61	6820	42	515	469	204	526	268	712	159	167	161	487
Vincent Alcalá	137	83	5775	42	435	389	235	521	321	779	123	138	132	393
Keith Holt	201	26	3025	15	611	592	267	627						0
Adam Monick	174	50	2092	12	533	517	214	529			212	192	120	524
Bobby Ballard	190	36	2280	12	585	569	235	682						0

17 - Nacho Average Bowler Lane 19 HDCP=214 Avg=681

Name	Avg	HDCP	Pins	Gms	To Raise Avg +1	To Drop Avg -1	High Game	High Sers	HDCP Game	HDCP Sers	-1-	-2-	-3-	Total
David Molina	213	15	8308	39	680	637	266	751	281	796	240	205	247	692
Eleonora Handal Molina	101	116	4247	42	343	297	165	396	285	756	114	85	118	317
Mike Molina	156	66	6562	42	503	457	225	575	286	758	144	116	167	427
Ryan Lunsford	211	17	8864	42	676	630	268	711	284	759	236	183	246	665

18 - Git UR Wood!! Lane 28 HDCP=166 Avg=734

Name	Avg	HDCP	Pins	Gms	To Raise Avg +1	To Drop Avg -1	High Game	High Sers	HDCP Game	HDCP Sers	-1-	-2-	-3-	Total
Sean Drury	173	51	6748	39	560	517	246	586	294	730	179	147	222	548
Pat Cornish	173	51	7304	42	526	480	253	587	302	734	224	147	155	526
Joe Vallance	191	35	8028	42	612	566	249	640	284	745	178	155	206	539
Samuel Rodriguez	197	29	8286	42	624	578	265	637	295	733	226	197	171	594

Temporary Substitutes

Name	Avg HDCP		Pins	Gms	High Game	High Sers	HDCP Game	HDCP Sers	-1-	-2-	-3-	Total	HDCP Total
Joel Andrade	206	21	1860	9	266	721			167	166	171	504	570
Brent Brehm	bk194	32	679	3	247	679						0	0
Emmanuel Dizon	bk217	11	689	3	259	689						0	0
Breeanne Esterson	bk148	73	770	8	113	315						0	0
Tom Everitt	bk223	6	684	3	243	684						0	0
Blake Jozwiakowski	bk212	16	650	3	236	650						0	0
Karl Kurtz	217	11	2610	12	253	698		197	253	248	698	746	
Joe Macklin	bk199	27	215	1	215	215						0	0
Mike Musselman	151	71	455	3	165	455						0	0
Jerome Pereyra	191	35	4018	21	246	610	281	715				0	0
Terry Posey	bk192	34	547	3	204	547						0	0
Mathew Roy	169	54	3059	18	225	571						0	0
James Svastics	bk155	67	419	3	149	419						0	0
Taylor Tattersall	149	72	299	2	153	299						0	0
Dyanne Thoman	191	35	1150	6	211	584						0	0
Jaelyn Thoman	201	26	3024	15	245	648						0	0
David Walters	bk172	52	441	3	180	441						0	0

Last Week's Top Scores

Team Scratch Game		Team Scratch Series		Team Handicap Game		Team Handicap Series	
924 Team 4 (1)		2654 Team 4 (1)		1009 Team 5 (2)		2876 Team 5 (2)	
Scratch Game		Scratch Series		Handicap Game		Handicap Series	
Men	269 Justin Pluchino	741 Justin Pluchino	702 Robert Pellicci	292 DeLeon Howard III	274 Sean Drury	779 DeLeon Howard III	753 Don Eisman
	266 Andrew Rayes	698 Karl Kurtz	692 David Molina	271 Brett Martin	270 P-Dog Manansala	747 Brett Martin	743 David Molina
	254 Randall Williams	680 Randall Williams	680 Randall Williams	269 Justin Pluchino		742 Neema Khazaie	
	253 Karl Kurtz						
	248 DeLeon Howard III						
Women	224 Pat Cornish	535 Veronica Patton	533 Maile Robertson	275 Pat Cornish	270 Maile Robertson	728 Maile Robertson	725 Shelly Steinborn
	205 Brittney Gonzalez	526 Pat Cornish	517 Brittney Gonzalez	259 Brittney Gonzalez	257 Betty Hogan	681 Dina Duke	679 Brittney Gonzalez
	205 Maile Robertson	487 Shelley Thoman	487 Shelley Thoman	252 Shelly Steinborn		679 Pat Cornish	
	202 Veronica Patton						
	167 Shelley Thoman						

Season High Scores

Team Scratch Series		Team Scratch Game		Team Handicap Series		Team Handicap Game	
2776 Team 4 (1)		956 "Old" Team Ritter		3054 "Old" Team Ritter		1042 Bagels and Cream	
Scratch Series		Scratch Game		Handicap Series		Handicap Game	
Men	775 Shawn Tamjidi	300 Justin Pluchino	300 Ellis Trotter	863 Paul Martin		321 Vincent Alcalá	
Women	693 Veronica Patton	253 Pat Cornish		804 Veronica Patton		302 Pat Cornish	

Individual High Averages

Men	237.05	Justin Pluchino
Women	193.08	Veronica Patton

Most Improved Average

Men	140	to	162.33	= +22.33	Alex Monteagudo	Women	79	to	101.12	= +22.12	Eleonora Handal Molin
------------	-----	----	--------	----------	-----------------	--------------	----	----	--------	----------	-----------------------

Local and Bowling Center Awards

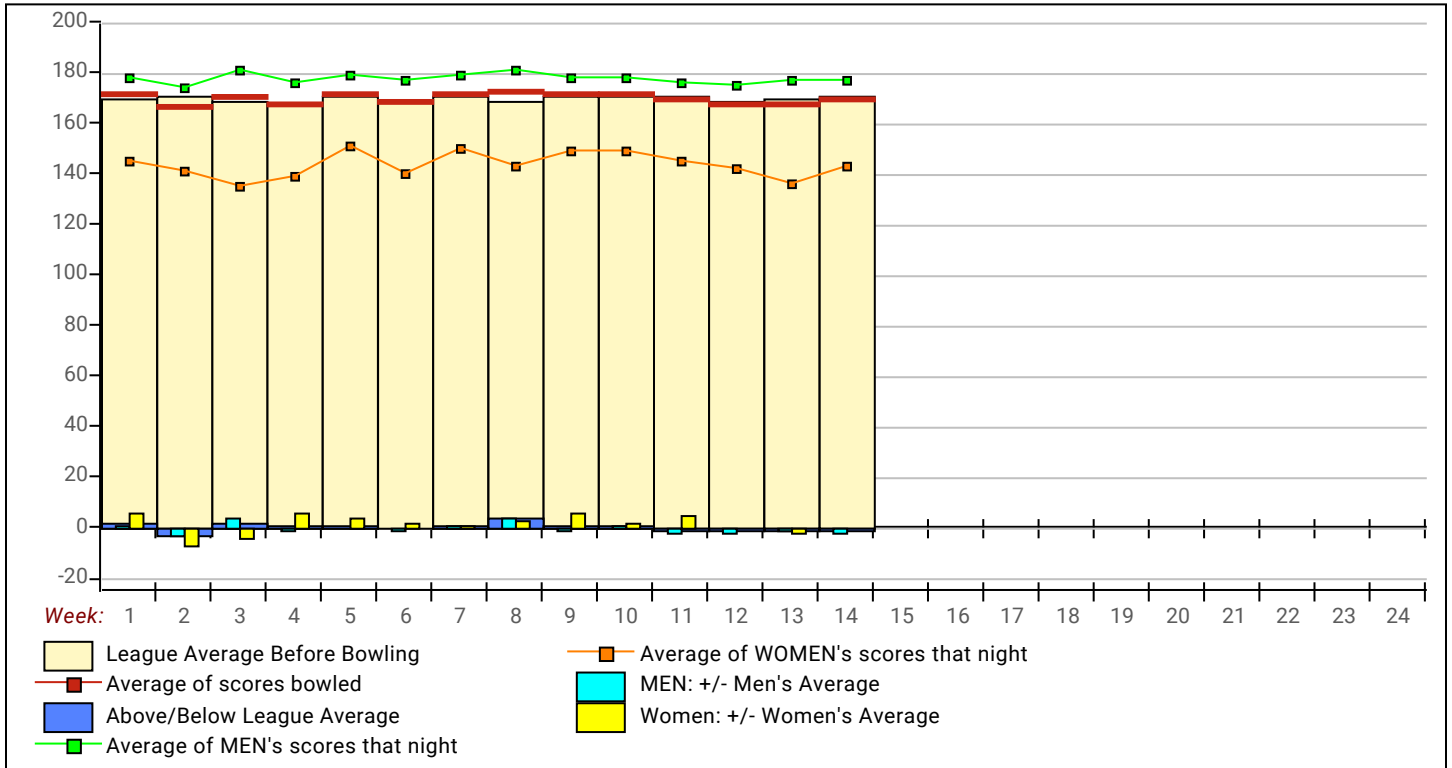
Name	Award Score	Award Received	Name	Award Score	Award Received
Pat Cornish	224	50 Pins Over Average-Game (GLAC USBC)	Andrew Rayes	657	100 Pins Over Average-Series (GLAC
DeLeon Howard III	647	100 Pins Over Average-Series (GLAC USB		266	75 Pins Over Average-Game (GLAC U
	248	50 Pins Over Average-Game (GLAC USBC)		266	250 Game (GLAC USBC)

View Standings on the Web

Visit LeagueSecretary.com - This league's ID number is **123108**
 View standings, bowler history, statistics and more. Also check out the Mobile App.
 Visit bowl.com - This league's ID number is **43**



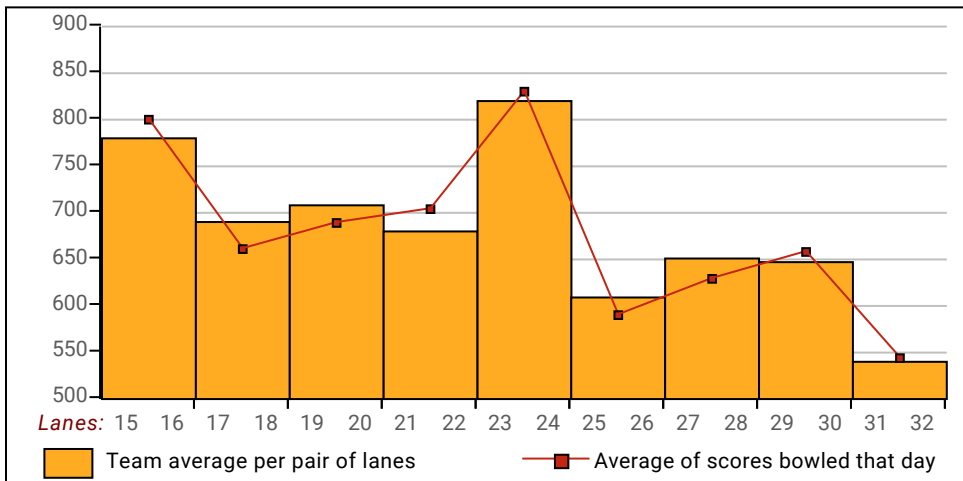
League Average Week-by-Week



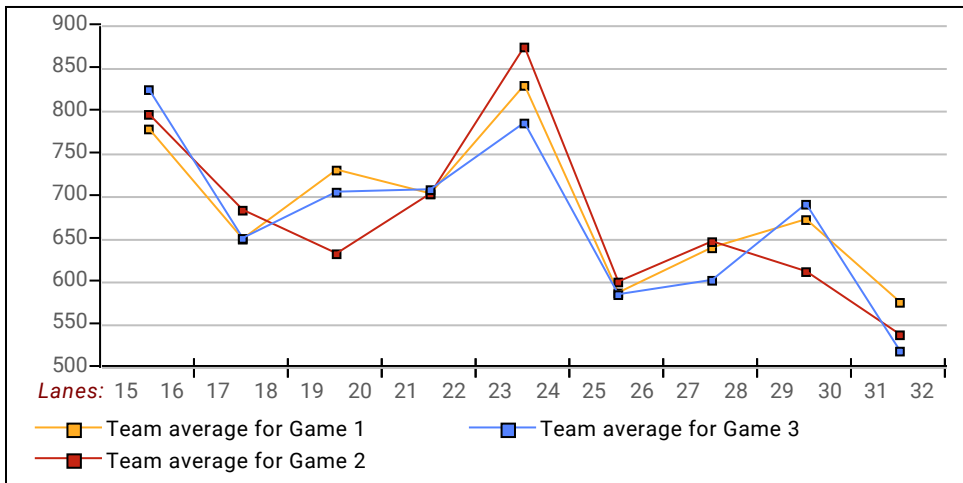
This Week's Statistics

	<u>Over All</u>	<u>Men</u>	<u>Women</u>
How many people bowled	72	57	15
Number of games bowled	216	171	45
Actual average of week's scores	169.51	176.51	142.91
How many games above average	100	78	22
How many games below average	111	88	23
Pins above/below average per game	-0.98	-1.44	0.78
How many people raised average	32	24	8
by this amount	1.21	1.37	0.74
How many people went down	40	33	7
by this amount	-1.35	-1.47	-0.76
League average before bowling	170.95	178.41	142.59
League average after bowling	170.74	178.13	142.63
Change in league average	-0.21	-0.28	0.04
800s	--	--	--
775s	--	--	--
750s	--	--	--
725s	1	1	--
700s	1	1	--
675s	3	3	--
650s	5	5	--
625s	3	3	--
600s	2	2	--
575s	5	5	--
550s	3	3	--
525s	8	5	3
500s	10	9	1
475s	6	5	1
450s	2	1	1
425s	5	3	2
400s	4	3	1
below 400	14	8	6
300s	--	--	--
275s	--	--	--
250s	4	4	--
225s	19	19	--
200s	32	28	4
175s	35	35	--
150s	55	39	16
125s	42	29	13
100s	21	13	8
below 100	8	4	4

Team Average vs Avg of Scores



Average of Scores for Each Game



Amount Over/Under Team Average

