

Mixed Classic Handicap

Wednesday 6:30 pm

Winnetka Bowl

Lanes 1 - 30

USBC Certification: Lane Certification: 8846

President: Karl Kurtz is on Lane 22

Secretary/Treasurer: Rusty Bryant is on Lane 8

Team Standings In Each Division

Place	#	Team Name	Points Won	Points Lost	Pins + HDCP	Place	#	Team Name	Points Won	Points Lost	Pins + HDCP
National											
1	9	Team 9	5	1	6233	2	16	Team 16	5	1	6100
2	11	Team 11	5	1	6102	3	26	Gutter XXX	5	1	6072
3	8	Team 8	4	2	6475	4	27	Team 27	4	2	6046
4	4	Degeneration Charlie	4	2	6252	5	29	Team 29	4	2	5983
5	14	Team 14	4	2	6047	6	15	Team 15	4	2	5828
6	1	Team 1	3	3	6481	7	23	Team 23	3	3	5809
7	10	Team 10	3	3	6310	8	19	Team 19	3	3	5599
8	3	Team 3	3	3	6208	9	18	Team 18	2	4	6036
9	2	Big Hands	2	4	6495	10	21	Going For The JV	2	4	5915
10	7	Team 7	2	4	6445	11	25	Team 25	2	4	5761
11	5	David Does Dallas	2	4	6079	12	22	Team 22	2	4	5744
12	6	Boo Sheet 2.0	2	4	6015	13	24	Team 24	2	4	5720
13	13	Where's Jacey?	2	4	5990	14	28	Team 28	2	4	5710
14	12	What The ?	1	5	5685	15	20	Gar-See-Ya	2	4	5608
American											
						16	30	Team 30	1	5	5492

Review of Last Week's Bowling.....

Lanes	Team Name	HDCP -1-	HDCP -2-	HDCP -3-	HDCP Total	Last Wk WON	Team Name	HDCP -1-	HDCP -2-	HDCP -3-	HDCP Total	Last Wk WON
1-2	Team 8	1117	1029	1116	3262	3	<---> David Does Dallas	1009	998	915	2922	0
3-4	Team 7	1035	998	1026	3059	0	<---> Team 10	1194	1033	1127	3354	3
5-6	Big Hands	1007	1150	1017	3174	1	<---> Team 11	1019	991	1032	3042	2
7-8	Team 3	1053	1164	982	3199	2	<---> Team 1	1040	1060	1017	3117	1
9-10	Team 14	1055	1008	959	3022	1	<---> Degeneration Charlie	994	1063	1022	3079	2
11-12	Boo Sheet 2.0	1013	1029	956	2998	1	<---> Where's Jacey?	999	1082	1084	3165	2
13-14	Team 9	1092	1075	985	3152	2	<---> What The ?	992	873	1063	2928	1
15-16	Team 27	977	1058	1042	3077	1	<---> Gutter XXX	996	1038	1045	3079	2
17-18	Gar-See-Ya	1004	894	976	2874	1	<---> Team 29	1044	1041	953	3038	2
19-20	Team 22	896	937	947	2780	0	<---> Team 17	1044	1115	1010	3169	3
21-22	Team 24	910	953	1030	2893	2	<---> Team 19	869	967	817	2653	1
23-24	Team 25	970	989	1128	3087	2	<---> Going For The JV	947	1051	1062	3060	1
25-26	Team 23	944	960	916	2820	0	<---> Team 16	1050	1079	1004	3133	3
27-28	Team 15	969	997	981	2947	3	<---> Team 30	968	896	901	2765	0
29-30	Team 18	935	1070	1027	3032	1	<---> Team 28	1041	863	1069	2973	2

Lane Assignments

	<u>1-2</u>	<u>3-4</u>	<u>5-6</u>	<u>7-8</u>	<u>9-10</u>	<u>11-12</u>	<u>13-14</u>	<u>15-16</u>
Wk03 06/05	7- 6	8- 9	1-12	4- 2	13- 3	5-14	11-10	23-30
Wk04 06/12	12- 4	13- 2	14- 7	9- 6	8-11	10- 1	3- 5	21-18
Wk05 06/19	2- 9	1-14	8-13	10- 5	12- 7	3-11	4- 6	22-19
	<u>17-18</u>	<u>19-20</u>	<u>21-22</u>	<u>23-24</u>	<u>25-26</u>	<u>27-28</u>	<u>29-30</u>	
Wk03 06/05	22-28	29-24	25-17	19-16	21-27	18-26	15-20	
Wk04 06/12	15-24	28-25	29-16	17-27	30-19	20-23	26-22	
Wk05 06/19	16-26	27-15	28-30	29-18	20-17	24-21	23-25	

STRIKE FRAME	SIDE POT
206.00	0.00

Team Rosters

1 - Team 1 Lane 5 HDCP=0 Avg=1075

Name	Avg	HDCP	Pins	Gms	To Raise Avg +1	To Drop Avg -1	High Game	High Sers	HDCP Game	HDCP Sers	-1-	-2-	-3-	Total
Earl Enero	208	19	1251	6	630	620	245	657			206	188	200	594
David Palacio	216	12	1299	6	654	644	246	677			195	203	224	622
Rich Morrow Jr	218	10	1313	6	658	648	269	720			191	202	200	593
Johnny Rojas	202	25	1212	6	615	605	227	611			180	227	194	601
Justin Pluchino	231	0	1391	6	697	687	268	707			268	240	199	707

2 - Big Hands Lane 8 HDCP=0 Avg=1079

Name	Avg	HDCP	Pins	Gms	To Raise Avg +1	To Drop Avg -1	High Game	High Sers	HDCP Game	HDCP Sers	-1-	-2-	-3-	Total
Duane Koyano	211	17	1268	6	640	630	246	657			204	212	195	611
Setu Molia	216	12	1300	6	653	643	266	654			179	266	201	646
Jay Bejar Jr	223	6	1339	6	677	667	247	682			214	247	196	657
Scott Lemmen	bk210	18	671	3	673	666	269	671			a200	a200	a200	600
Rusty Bryant	219	9	1317	6	663	653	248	660			210	225	225	660

3 - Team 3 Lane 10 HDCP=0 Avg=1032

Name	Avg	HDCP	Pins	Gms	To Raise Avg +1	To Drop Avg -1	High Game	High Sers	HDCP Game	HDCP Sers	-1-	-2-	-3-	Total
Frank Chiodo	191	35	1148	6	580	570	209	605			209	208	188	605
Kraig Orosco	202	25	1215	6	612	602	268	646			191	268	187	646
Daniel Giegoldt	190	36	492	3	498	491	183	492			183	147	162	492
Ardani Rodas	bk214	14	724	3	728	721	276	724			236	276	212	724
Kyler Orosco	235	0	1410	6	714	704	279	708			226	257	225	708

4 - Degeneration Charlie Lane 7 HDCP=27 Avg=1048

Name	Avg	HDCP	Pins	Gms	To Raise Avg +1	To Drop Avg -1	High Game	High Sers	HDCP Game	HDCP Sers	-1-	-2-	-3-	Total
Tim Shope	225	4	1355	6	679	669	248	682			215	245	213	673
Henry Harris	204	23	1224	6	621	611	221	622			194	213	215	622
Shawn Switzer	bk212	16	623	3	625	618	237	623			178	208	237	623
Jeremy Pearson	220	9	1321	6	668	658	278	712			209	208	192	609
Kevin Duran	187	38	1123	6	569	559	198	571			198	189	165	552

5 - David Does Dallas Lane 11 HDCP=0 Avg=1011

Name	Avg	HDCP	Pins	Gms	To Raise Avg +1	To Drop Avg -1	High Game	High Sers	HDCP Game	HDCP Sers	-1-	-2-	-3-	Total
David Molina	206	21	1240	6	623	613	258	684			167	224	165	556
Neema Khazaie	197	29	1185	6	597	587	214	593			200	214	179	593
Brent Brehm	186	39	1117	6	566	556	212	564			195	169	189	553
John Thoman	210	18	1261	6	638	628	238	663			214	175	209	598
Ryan Lunsford	212	16	1276	6	641	631	247	654			233	216	173	622

6 - Boo Sheet 2.0 Lane 2 HDCP=46 Avg=1010

Name	Avg	HDCP	Pins	Gms	To Raise Avg +1	To Drop Avg -1	High Game	High Sers	HDCP Game	HDCP Sers	-1-	-2-	-3-	Total
Anthony Sharpsteen	193	33	1163	6	583	573	227	624			227	216	181	624
Keith Krolak	192	34	1156	6	581	571	232	596			191	173	196	560
Joe Macklin	bk203	24	603	3	609	602	209	603			a193	a193	a193	579
Mike Wilson	bk208	19	604	3	608	601	216	604			191	216	197	604
Tom Everitt	214	14	1289	6	646	636	257	679			204	224	182	610

7 - Team 7 Lane 1 HDCP=0 Avg=1062

Name	Avg	HDCP	Pins	Gms	To Raise Avg +1	To Drop Avg -1	High Game	High Sers	HDCP Game	HDCP Sers	-1-	-2-	-3-	Total
James Heylek	227	2	1362	6	690	680	257	682			227	196	257	680
Ted Nagy	194	32	1164	6	591	581	235	623			168	207	166	541
Sina Bonabi	193	33	1162	6	584	574	246	652			170	161	179	510
Blake Jozwiakowski	231	0	1390	6	698	688	278	757			213	222	198	633
David Feinberg	bk217	11	695	3	697	690	257	695			257	212	226	695

8 - Team 8 Lane 3 HDCP=0 Avg=1060

Name	Avg	HDCP	Pins	Gms	To Raise Avg +1	To Drop Avg -1	High Game	High Sers	HDCP Game	HDCP Sers	-1-	-2-	-3-	Total
Jeremy Davis	bk223	6	655	3	659	652	230	655			227	198	230	655
Darryl Epps	189	36	1139	6	571	561	228	574			228	162	184	574
Lon Gruen	227	2	1362	6	690	680	258	735			202	214	211	627
Bobby Ballard	bk197	29	0	0			0	0						0
Jesse Chastain	224	5	1345	6	680	670	257	687			218	212	257	687

9 - Team 9 Lane 4 HDCP=32 Avg=1024

Name	Avg	HDCP	Pins	Gms	To Raise Avg +1	To Drop Avg -1	High Game	High Sers	HDCP Game	HDCP Sers	-1-	-2-	-3-	Total
Jimmy Bridges	bk214	14	715	3	719	712	256	715			216	243	256	715
Russell Ching	198	28	1190	6	601	591	212	612			211	205	196	612
Kevin Fatherree	172	52	1034	6	523	513	221	571			190	157	116	463
Gary Markowitz	bk219	9	658	3	662	655	237	658			216	237	205	658
Howard Horowitz	bk221	8	1194	5	718	709	258	704			258	232	a211	701

10 - Team 10 Lane 14 HDCP=0 Avg=1044

Name	Avg	HDCP	Pins	Gms	To Raise Avg +1	To Drop Avg -1	High Game	High Sers	HDCP Game	HDCP Sers	-1-	-2-	-3-	Total
Clinton Clark	207	20	1246	6	626	616	300	639			300	182	125	607
Ronnie Young Jr	216	12	1299	6	654	644	254	657			211	235	211	657
DeLeon Howard III	191	35	1150	6	578	568	236	597			172	189	236	597
Ellis Trotter	211	17	1271	6	637	627	246	684			236	202	246	684
Randall Williams	219	9	1317	6	663	653	300	782			266	216	300	782

11 - Team 11 Lane 13 HDCP=44 Avg=995

Name	Avg	HDCP	Pins	Gms	To Raise Avg +1	To Drop Avg -1	High Game	High Sers	HDCP Game	HDCP Sers	-1-	-2-	-3-	Total
Bryan Cooke	bk210	18	604	3	608	601	242	604			a200	a200	a200	600
Ellis Starks	183	42	1099	6	557	547	221	559			203	203	153	559
Adam Kovalsky	bk196	30	683	3	685	678	245	683			a186	a186	a186	558
Alex Gutierrez	201	26	1206	6	612	602	233	628			213	158	207	578
Jeff Owens	205	22	1232	6	622	612	246	627			177	204	246	627

12 - What The ? Lane 6 HDCP=105 Avg=958

Name	Avg	HDCP	Pins	Gms	To Raise Avg +1	To Drop Avg -1	High Game	High Sers	HDCP Game	HDCP Sers	-1-	-2-	-3-	Total
Colby Noji	183	42	1100	6	556	546	213	563			213	160	190	563
Clint Noji	170	54	1025	6	514	504	192	543			181	170	192	543
John McDonough	bk215	13	599	3	601	594	203	599			195	201	203	599
Alex Benavides	173	51	1039	6	527	517	222	547			156	169	222	547
Patrick Michaels	217	11	1307	6	655	645	256	676			247	173	256	676

13 - Where's Jacey? Lane 9 HDCP=34 Avg=994

Name	Avg	HDCP	Pins	Gms	To Raise Avg +1	To Drop Avg -1	High Game	High Sers	HDCP Game	HDCP Sers	-1-	-2-	-3-	Total
Nathan de Leon	185	40	1115	6	559	549	227	627			198	227	202	627
Tyler Minami	218	10	1311	6	660	650	258	705			213	234	258	705
Andrew Ko	bk175	49	454	3	458	451	163	454						0
Emmanuel Dizon	202	25	1217	6	610	600	241	625			234	187	171	592
Jeisler Salunga	214	14	1289	6	646	636	261	652			172	208	257	637

14 - Team 14 Lane 12 HDCP=19 Avg=989

Name	Avg	HDCP	Pins	Gms	To Raise Avg +1	To Drop Avg -1	High Game	High Sers	HDCP Game	HDCP Sers	-1-	-2-	-3-	Total
Amy Lew	157	65	946	6	476	466	182	486			182	157	147	486
Bill Lew	bk204	23	619	3	623	616	256	619			256	200	163	619
John Ross	226	3	1357	6	686	676	258	721			217	248	171	636
Stephen Warren	205	22	1230	6	624	614	237	656			226	160	188	574
Adam Lew	197	29	1184	6	598	588	247	606			131	200	247	578

15 - Team 15 Lane 29 HDCP=0 Avg=986

Name	Avg	HDCP	Pins	Gms	To Raise Avg +1	To Drop Avg -1	High Game	High Sers	HDCP Game	HDCP Sers	-1-	-2-	-3-	Total
Jennifer Kennick	221	8	1327	6	671	661	254	672			192	232	231	655
Noemi Ketchum	155	67	932	6	472	462	180	468			170	138	156	464
Frank Paravato	bk204	23	527	3	529	522	184	527						0
Ron Anderson	196	30	1178	6	595	585	214	614			200	193	171	564
Greg Kennick	210	18	1263	6	636	626	236	663			236	211	216	663

16 - Team 16 Lane 24 HDCP=0 Avg=1029

Name	Avg	HDCP	Pins	Gms	To Raise Avg +1	To Drop Avg -1	High Game	High Sers	HDCP Game	HDCP Sers	-1-	-2-	-3-	Total
Mario Rodriguez	204	23	1227	6	618	608	238	667			237	238	192	667
Margie Jaime	bk166	57	734	5	442	433	182	440			129	129	182	440
Chris Delegee	223	6	1342	6	674	664	253	713			253	245	215	713
Ty Marmaras	209	18	1259	6	631	621	251	666			206	209	251	666
Mike Bogue	227	2	1367	6	685	675	267	720			225	258	164	647

17 - Team 17 Lane 22 HDCP=0 Avg=1051

Name	Avg	HDCP	Pins	Gms	To Raise Avg +1	To Drop Avg -1	High Game	High Sers	HDCP Game	HDCP Sers	-1-	-2-	-3-	Total
Chuck Hansen	214	14	1287	6	648	638	246	649			183	209	246	638
Matt Hall	210	18	1263	6	636	626	267	675			267	239	169	675
Dan Onestinghel	178	46	1070	6	541	531	203	544			203	184	157	544
Kurt Osterheldt	228	1	1369	6	692	682	258	700			208	237	224	669
Karl Kurtz	bk221	8	739	3	743	736	259	739						0

18 - Team 18 Lane 27 HDCP=11 Avg=981

Name	Avg	HDCP	Pins	Gms	To Raise Avg +1	To Drop Avg -1	High Game	High Sers	HDCP Game	HDCP Sers	-1-	-2-	-3-	Total
Terry Walker	190	36	1140	6	579	569	225	581			182	174	225	581
Nancy Kato	bk202	25	0	0			0	0						0
Chris Drew	179	45	1077	6	543	533	196	551			154	189	183	526
San Mitchell	186	39	1118	6	565	555	224	574			162	224	188	574
Craig Kisro	224	5	1349	6	676	666	249	686			191	228	244	663

19 - Team 19 Lane 23 HDCP=68 Avg=953

Name	Avg	HDCP	Pins	Gms	To Raise Avg +1	To Drop Avg -1	High Game	High Sers	HDCP Game	HDCP Sers	-1-	-2-	-3-	Total
Leeanne Jilek	202	25	1216	6	611	601	237	614			210	212	180	602
Dave Dubois	186	39	1118	6	565	555	212	584			171	186	177	534
Pat Jilek	142	79	852	6	435	425	179	455			141	127	129	397
Michael Delong	206	21	1237	6	626	616	237	650			187	231	169	587
Jose Gutierrez	bk217	11	601	3	605	598	212	601						0

20 - Gar-See-Ya Lane 30 HDCP=33 Avg=949

Name	Avg	HDCP	Pins	Gms	To Raise Avg +1	To Drop Avg -1	High Game	High Sers	HDCP Game	HDCP Sers	-1-	-2-	-3-	Total
Gerry Chinn (Lh)	150	72	900	6	459	449	162	459			148	146	147	441
Joe Micheri	188	37	1128	6	573	563	217	623			212	194	217	623
Juan Bermeo	210	18	1265	6	634	624	237	640			233	179	213	625
Joe Garcia	bk197	29	526	3	530	523	178	526			178	173	175	526
Marty Petty	204	23	1228	6	617	607	233	659			233	202	224	659

21 - Going For The JV Lane 25 HDCP=0 Avg=994

Name	Avg	HDCP	Pins	Gms	To Raise Avg +1	To Drop Avg -1	High Game	High Sers	HDCP Game	HDCP Sers	-1-	-2-	-3-	Total
Steve Jacobson	216	12	1299	6	654	644	246	696			246	224	226	696
Joshua Frazier	190	36	1142	6	577	567	254	626			151	221	254	626
Ray Stoy	198	28	1190	6	601	591	237	601			193	222	186	601
Anthony Khoury	bk185	40	527	3	529	522	188	527			a175	a175	a175	525
Jerome Robinson	205	22	1232	6	622	612	221	620			182	209	221	612

22 - Team 22 Lane 17 HDCP=0 Avg=965

Name	Avg	HDCP	Pins	Gms	To Raise Avg +1	To Drop Avg -1	High Game	High Sers	HDCP Game	HDCP Sers	-1-	-2-	-3-	Total
Steve Fogel	bk209	18	596	3	598	591	213	596			202	213	181	596
Thaddeus Wilson	bk191	35	618	3	624	617	227	618			a181	a181	a181	543
Kerry Stringfellow	bk169	54	469	3	473	466	167	469			153	149	167	469
Ray Plasse	bk202	25	597	3	603	596	247	597						0
Paul Gage	194	32	1165	6	590	580	223	607			192	192	223	607

23 - Team 23 Lane 15 HDCP=0 Avg=939

Name	Avg	HDCP	Pins	Gms	To Raise Avg +1	To Drop Avg -1	High Game	High Sers	HDCP Game	HDCP Sers	-1-	-2-	-3-	Total
Monise Kelly	171	53	1029	6	519	509	190	518			143	179	189	511
Russel Monroe	173	51	1041	6	525	515	229	567			168	164	142	474
Ken Oliver	206	21	1236	6	627	617	242	628			242	185	181	608
David Jaques	206	21	1238	6	625	615	237	674			188	196	180	564
Terry Posey	183	42	1100	6	556	546	221	563			161	194	182	537

24 - Team 24 Lane 20 HDCP=0 Avg=965

Name	Avg	HDCP	Pins	Gms	To Raise Avg +1	To Drop Avg -1	High Game	High Sers	HDCP Game	HDCP Sers	-1-	-2-	-3-	Total
George Ritter	179	45	1078	6	542	532	226	579			182	226	171	579
Kenneth Morita	192	34	1155	6	582	572	235	595			191	169	235	595
Richard Taylor	189	36	1136	6	574	564	235	629			139	195	173	507
Saul Jenkins	201	26	1211	6	607	597	239	654			211	204	239	654
Kyle Revilla	bk204	23	558	3	564	557	212	558			187	159	212	558

25 - Team 25 Lane 21 HDCP=89 Avg=952

Name	Avg	HDCP	Pins	Gms	To Raise Avg +1	To Drop Avg -1	High Game	High Sers	HDCP Game	HDCP Sers	-1-	-2-	-3-	Total
Tracy Campbell	178	46	1073	6	538	528	204	567			170	195	202	567
Colby Michaels	bk217	11	548	3	550	543	197	548						0
Kayla Molia	159	63	957	6	483	473	180	490			145	142	180	467
Joel Andrade	202	25	1217	6	610	600	235	667			211	221	235	667
Kevin Rodriguez	196	30	1176	6	597	587	222	596			185	189	222	596

26 - Gutter XXX Lane 28 HDCP=0 Avg=994

Name	Avg	HDCP	Pins	Gms	To Raise Avg +1	To Drop Avg -1	High Game	High Sers	HDCP Game	HDCP Sers	-1-	-2-	-3-	Total
Mars Pichay	bk148	73	429	3	435	428	158	429						0
Devin Koba	203	24	1221	6	615	605	245	630			182	203	245	630
Marcel Pichay	223	6	1341	6	675	665	278	672			180	264	225	669
Avin Carolino	221	8	1329	6	669	659	266	703			233	191	202	626
Marc de Leon	199	27	1195	6	605	595	212	598			198	212	187	597
Jarren Contreras	bk175	49	557	3	559	552	203	557			203	168	186	557

27 - Team 27 Lane 26 HDCP=15 Avg=977

Name	Avg	HDCP	Pins	Gms	To Raise Avg +1	To Drop Avg -1	High Game	High Sers	HDCP Game	HDCP Sers	-1-	-2-	-3-	Total
Jesse Gutierrez	223	6	1338	6	678	668	266	693			234	203	208	645
Pat Cornish	189	36	1135	6	575	565	213	568			187	204	176	567
Justin Bautista	185	40	1110	6	564	554	194	560			177	189	194	560
James Recto	179	45	1076	6	544	534	210	556			149	209	162	520
Jerome Pereyra	201	26	1210	6	608	598	254	641			182	205	254	641

28 - Team 28 Lane 18 HDCP=29 Avg=932

Name	Avg	HDCP	Pins	Gms	To Raise Avg +1	To Drop Avg -1	High Game	High Sers	HDCP Game	HDCP Sers	-1-	-2-	-3-	Total
Kevin McNeal	bk195	31	898	5	542	533	225	585			175	138	i188	501
Jorge Benitez	bk178	46	621	3	627	620	231	621			231	211	179	621
Ernie Barreto	175	49	1053	6	531	521	193	535			172	170	193	535
Mo Thomas Jr.	196	30	1181	6	592	582	225	616			225	171	220	616
Joe Fonvergne	188	37	1130	6	571	561	244	565			193	128	244	565


29 - Team 29 Lane 19 HDCP=9 Avg=955


Name	Avg	HDCP	Pins	Gms	To Raise Avg +1	To Drop Avg -1	High Game	High Sers	HDCP Game	HDCP Sers	-1-	-2-	-3-	Total
Shawn Dier	207	20	1243	6	629	619	252	635			201	218	189	608
Arron Johnson	bk156	66	508	3	512	505	206	508			152	150	206	508
Bonaventure Butts Jr	bk181	44	1084	5	652	643	258	629			247	214	168	629
Hunter Fowble	bk189	36	521	3	523	516	196	521			189	196	136	521
Bonaventure Butts Sr	222	7	1334	6	673	663	263	709			206	214	205	625

30 - Team 30 Lane 16 HDCP=64 Avg=867

Name	Avg	HDCP	Pins	Gms	To Raise Avg +1	To Drop Avg -1	High Game	High Sers	HDCP Game	HDCP Sers	-1-	-2-	-3-	Total
Rosa Oliva-Ramirez	146	75	876	6	447	437	160	440			133	146	157	436
Brenda Holder	bk154	68	0	0			0	0			a144	a144	a144	432
Jack Roquemore	bk197	29	627	3	633	626	235	627			235	202	190	627
Edwin Chacon	181	44	1087	6	551	541	226	601			180	157	149	486
Mike Cohen	189	36	1138	6	572	562	226	597			195	166	180	541

Temporary Substitutes

 Men														
<u>Name</u>	<u>Avg HDCP</u>		<u>Pins Gms</u>		<u>To Raise Avg +1</u>	<u>To Drop Avg -1</u>	<u>High Game</u>	<u>High Sers</u>	<u>HDCP Game</u>	<u>HDCP Sers</u>	<u>-1-</u>	<u>-2-</u>	<u>-3-</u>	<u>Total</u>
Bud Brechbill	225	4	1352	6	682	672	257	688			246	255	187	688
James Buchmann	bk194	32	500	3	502	495	200	500			149	200	151	500
Dwayne Edwards	bk199	27	643	3	647	640	246	643			183	246	214	643
Hugo Martinez	bk173	51	565	3	569	562	214	565			184	167	214	565
Adrian Pelayo	bk212	16	672	3	678	671	234	672						0
Tony Pensanti	bk192	34	601	3	605	598	223	601			171	223	207	601
Will Thomas	197	29	1186	6	596	586	259	621			168	202	195	565
William Wales	217	11	1305	6	657	647	234	692			233	234	225	692
Tony Zuniga	bk225	4	655	3	659	652	238	655						0

 Women														
<u>Name</u>	<u>Avg HDCP</u>		<u>Pins Gms</u>		<u>To Raise Avg +1</u>	<u>To Drop Avg -1</u>	<u>High Game</u>	<u>High Sers</u>	<u>HDCP Game</u>	<u>HDCP Sers</u>	<u>-1-</u>	<u>-2-</u>	<u>-3-</u>	<u>Total</u>
Jacey Opiana	bk208	19	604	3	608	601	226	604			182	226	196	604

Last Week's Top Scores

<u>Team Scratch Game</u>		<u>Team Scratch Series</u>		<u>Team Handicap Game</u>		<u>Team Handicap Series</u>	
1185 Team 10		3327 Team 10		1194 Team 10		3354 Team 10	
<u>Scratch Game</u>		<u>Scratch Series</u>		<u>Handicap Game</u>		<u>Handicap Series</u>	
Men	300 Randall Williams	782 Randall Williams	724 Ardani Rodas				
	300 Clinton Clark	715 Jimmy Bridges	713 Chris Delegee				
	276 Ardani Rodas	708 Kyler Orosco	707 Justin Pluchino				
	268 Kraig Orosco	705 Tyler Minami	696 Steve Jacobson				
	268 Justin Pluchino	695 David Feinberg	692 William Wales				
	267 Matt Hall						
	266 Setu Molia						
	264 Marcel Pichay						
	258 Tyler Minami						
	258 Howard Horowitz						
	258 Mike Bogue						
Women	232 Jennifer Kennick	655 Jennifer Kennick	604 Jacey Opiana				
	226 Jacey Opiana	602 Leeanne Jilek	574 San Mitchell				
	224 San Mitchell	567 Tracy Campbell	567 Pat Cornish				
	212 Leeanne Jilek	526 Chris Drew	511 Monise Kelly				
	204 Pat Cornish	486 Amy Lew	467 Kayla Molia				
	202 Tracy Campbell						
	189 Monise Kelly						
	189 Chris Drew						
	182 Amy Lew						
	182 Margie Jaime						

Season High Scores

<u>Team Scratch Series</u>		<u>Team Scratch Game</u>		<u>Team Handicap Series</u>		<u>Team Handicap Game</u>	
3386 Team 7		1191 Team 1		3386 Team 7		1196 Team 1	
<i>Bowlers must have a minimum of 21 games (after bowling) to be listed for high handicap game and series.</i>							
<u>Scratch Series</u>		<u>Scratch Game</u>		<u>Handicap Series</u>		<u>Handicap Game</u>	
Men	782 Randall Williams	300 Clinton Clark					
Women	672 Jennifer Kennick	237 Leeanne Jilek					

Individual High Averages

Bowlers must have a minimum of 12 games before they will be listed for high average recognition.

Most Improved Average

Bowlers must have a minimum of 12 games to be listed for most improved average recognition unless they have a book average.

Men 181 to 216.80 = +35.80 Bonaventure Butts Jr **Women** 170 to 189.17 = +19.17 Pat Cornish

National Association Awards Earned Last Week

<u>Name</u>	<u>Award Score</u>	<u>Award Received</u>	<u>Name</u>	<u>Award Score</u>	<u>Award Received</u>
Clinton Clark	300	300 Game (USBC Awards)	Randall Williams	300	300 Game (USBC Awards)

Local and Bowling Center Awards

<u>Name</u>	<u>Award Score</u>	<u>Award Received</u>	<u>Name</u>	<u>Award Score</u>	<u>Award Received</u>
Jorge Benitez	231	50 Pins Over Average-Game (GLAC USBC)	James Heylek	257	250 Game (GLAC USBC)
Bonaventure Butts Jr	247	50 Pins Over Average-Game (GLAC USBC)	Arron Johnson	206	50 Pins Over Average-Game (GLAC U
Clinton Clark	300	75 Pins Over Average-Game (GLAC USBC)	Bill Lew	256	250 Game (GLAC USBC)
Chris Delegee	713	100 Pins Over Average-Series (GLAC USB		256	50 Pins Over Average-Game (GLAC U
	713	700 Series (GLAC USBC)	Setu Molia	266	50 Pins Over Average-Game (GLAC U
	253	50 Pins Over Average-Game (GLAC USBC)	Kenneth Morita	235	50 Pins Over Average-Game (GLAC U
	253	250 Game (GLAC USBC)	Ken Oliver	242	50 Pins Over Average-Game (GLAC U
Joshua Frazier	254	50 Pins Over Average-Game (GLAC USBC)	Kraig Orosco	268	250 Game (GLAC USBC)
	254	250 Game (GLAC USBC)		268	50 Pins Over Average-Game (GLAC U
Matt Hall	267	50 Pins Over Average-Game (GLAC USBC)	Jerome Pereyra	254	50 Pins Over Average-Game (GLAC U
	267	250 Game (GLAC USBC)		254	250 Game (GLAC USBC)
Chuck Hansen	246	50 Pins Over Average-Game (GLAC USBC)	Marcel Pichay	264	250 Game (GLAC USBC)
5/27/2024 H. O. L. K. Page 8 of 15	257	50 Pins Over Average-Game (GLAC USBC)			

Name	Award Score	Award Received	Name	Award Score	Award Received
Ardani Rodas	276	275-289 Game (GLAC USBC)	Randall Williams	782	100 Pins Over Average-Series (GLAC
	276	50 Pins Over Average-Game (GLAC USBC)		300	75 Pins Over Average-Game (GLAC U
William Wales	692	100 Pins Over Average-Series (GLAC USB			

View Standings on the Web

Visit LeagueSecretary.com - This league's ID number is 121911

View standings, bowler history, statistics and more. Also check out the Mobile App.

Visit bowl.com - This league's ID number is 32078



Last Week's Top Game Scores

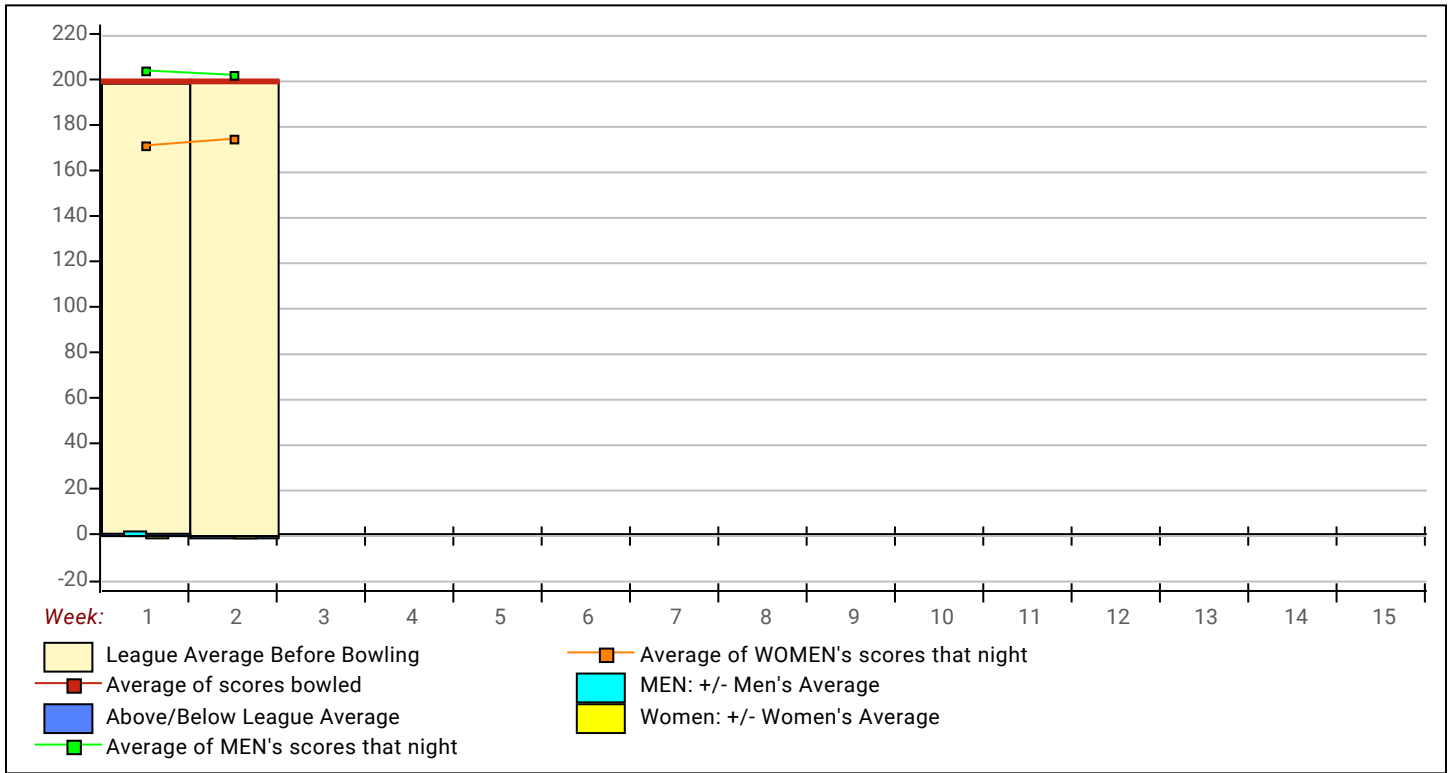
	<u>Game 1 SCR</u>	<u>Game 1 HDCP</u>
Men	300 Clinton Clark 268 Justin Pluchino 267 Matt Hall	326 Clinton Clark 300 Matt Hall 291 Bonaventure Butts Jr
Women	210 Leeanne Jilek 192 Jennifer Kennick 187 Pat Cornish	241 Pat Cornish 238 Amy Lew 235 Noemi Ketchum
	<u>Game 2 SCR</u>	<u>Game 2 HDCP</u>
Men	276 Ardani Rodas 268 Kraig Orosco 266 Setu Molia	301 Marcel Pichay 296 Kraig Orosco 290 Ardani Rodas
Women	232 Jennifer Kennick 226 Jacey Opiana 224 San Mitchell	258 Pat Cornish 255 San Mitchell 252 Jennifer Kennick 252 Tracy Campbell
	<u>Game 3 SCR</u>	<u>Game 3 HDCP</u>
Men	300 Randall Williams 258 Tyler Minami 257 Jeisler Salunga 257 Jesse Chastain 257 James Heylek	308 Randall Williams 290 Jerome Pereyra 287 Ty Marmaras
Women	231 Jennifer Kennick 202 Tracy Campbell 196 Jacey Opiana	259 Tracy Campbell 254 Kayla Molia 251 Jennifer Kennick

Average List of Regular Team Members

Name	Pins	Gms	True Average	Name	Pins	Gms	True Average
Kurtz, Karl	739	3	246.33	Owens, Jeff	1232	6	205.33
Rodas, Ardani	724	3	241.33	Warren, Stephen	1230	6	205.00
Horowitz, Howard	1194	5	238.80	Petty, Marty	1228	6	204.67
Bridges, Jimmy	715	3	238.33	Rodriguez, Mario	1227	6	204.50
Orosco, Kyler	1410	6	235.00	Harris, Henry	1224	6	204.00
Pluchino, Justin	1391	6	231.83	Koba, Devin	1221	6	203.50
Jozwiakowski, Blake	1390	6	231.67	Dizon, Emmanuel	1217	6	202.83
Feinberg, David	695	3	231.67	Andrade, Joel	1217	6	202.83
Osterheldt, Kurt	1369	6	228.17	Jilek, Leeanne	1216	6	202.67
Bogue, Mike	1367	6	227.83	Orosco, Kraig	1215	6	202.50
Kovalsky, Adam	683	3	227.67	Rojas, Johnny	1212	6	202.00
Gruen, Lon	1362	6	227.00	Jenkins, Saul	1211	6	201.83
Heylek, James	1362	6	227.00	Pereyra, Jerome	1210	6	201.67
Ross, John	1357	6	226.17	Wilson, Mike	604	3	201.33
Shope, Tim	1355	6	225.83	Cooke, Bryan	604	3	201.33
Kisro, Craig	1349	6	224.83	Gutierrez, Alex	1206	6	201.00
Chastain, Jesse	1345	6	224.17	Macklin, Joe	603	3	201.00
Lemmen, Scott	671	3	223.67	Gutierrez, Jose	601	3	200.33
Delegee, Chris	1342	6	223.67	McDonough, John	599	3	199.67
Pichay, Marcel	1341	6	223.50	de Leon, Marc	1195	6	199.17
Bejar Jr, Jay	1339	6	223.17	Plasse, Ray	597	3	199.00
Gutierrez, Jesse	1338	6	223.00	Fogel, Steve	596	3	198.67
Butts Sr, Bonaventure	1334	6	222.33	Stoy, Ray	1190	6	198.33
Carolino, Avin	1329	6	221.50	Ching, Russell	1190	6	198.33
Kennick, Jennifer	1327	6	221.17	Khazaie, Neema	1185	6	197.50
Pearson, Jeremy	1321	6	220.17	Lew, Adam	1184	6	197.33
Williams, Randall	1317	6	219.50	Thomas Jr., Mo	1181	6	196.83
Bryant, Rusty	1317	6	219.50	Anderson, Ron	1178	6	196.33
Markowitz, Gary	658	3	219.33	Rodriguez, Kevin	1176	6	196.00
Morrow Jr, Rich	1313	6	218.83	Gage, Paul	1165	6	194.17
Minami, Tyler	1311	6	218.50	Nagy, Ted	1164	6	194.00
Davis, Jeremy	655	3	218.33	Sharpsteen, Anthony	1163	6	193.83
Michaels, Patrick	1307	6	217.83	Bonabi, Sina	1162	6	193.67
Butts Jr, Bonaventure	1084	5	216.80	Krolak, Keith	1156	6	192.67
Molia, Setu	1300	6	216.67	Morita, Kenneth	1155	6	192.50
Young Jr, Ronnie	1299	6	216.50	Howard III, DeLeon	1150	6	191.67
Palacio, David	1299	6	216.50	Chiodo, Frank	1148	6	191.33
Jacobson, Steve	1299	6	216.50	Frazier, Joshua	1142	6	190.33
Salunga, Jeisler	1289	6	214.83	Walker, Terry	1140	6	190.00
Everitt, Tom	1289	6	214.83	Epps, Darryl	1139	6	189.83
Hansen, Chuck	1287	6	214.50	Cohen, Mike	1138	6	189.67
Lunsford, Ryan	1276	6	212.67	Taylor, Richard	1136	6	189.33
Trotter, Ellis	1271	6	211.83	Cornish, Pat	1135	6	189.17
Koyano, Duane	1268	6	211.33	Fonvergne, Joe	1130	6	188.33
Bermeo, Juan	1265	6	210.83	Micheri, Joe	1128	6	188.00
Hall, Matt	1263	6	210.50	Duran, Kevin	1123	6	187.17
Kennick, Greg	1263	6	210.50	Mitchell, San	1118	6	186.33
Thoman, John	1261	6	210.17	Dubois, Dave	1118	6	186.33
Marmaras, Ty	1259	6	209.83	Brehm, Brent	1117	6	186.17
Roquemore, Jack	627	3	209.00	Revilla, Kyle	558	3	186.00
Enero, Earl	1251	6	208.50	de Leon, Nathan	1115	6	185.83
Clark, Clinton	1246	6	207.67	Contreras, Jarren	557	3	185.67
Switzer, Shawn	623	3	207.67	Bautista, Justin	1110	6	185.00
Dier, Shawn	1243	6	207.17	Noji, Colby	1100	6	183.33
Benitez, Jorge	621	3	207.00	Posey, Terry	1100	6	183.33
Molina, David	1240	6	206.67	Starks, Ellis	1099	6	183.17
Lew, Bill	619	3	206.33	Michaels, Colby	548	3	182.67
Jaques, David	1238	6	206.33	Chacon, Edwin	1087	6	181.17
DeLong, Michael	1237	6	206.17	Ritter, George	1078	6	179.67
Oliver, Ken	1236	6	206.00	McNeal, Kevin	898	5	179.60
Wilson, Thaddeus	618	3	206.00	Drew, Chris	1077	6	179.50
Robinson, Jerome	1232	6	205.33	Recto, James	1076	6	179.33

Name	Pins Gms		True	Name	Pins Gms		True
			Average				Average
Campbell, Tracy	1073	6	178.83	Molia, Kayla	957	6	159.50
Onestinghel, Dan	1070	6	178.33	Lew, Amy	946	6	157.67
Paravato, Frank	527	3	175.67	Stringfellow, Kerry	469	3	156.33
Khoury, Anthony	527	3	175.67	Ketchum, Noemi	932	6	155.33
Barreto, Ernie	1053	6	175.50	Ko, Andrew	454	3	151.33
Garcia, Joe	526	3	175.33	Chinn (Lh), Gerry	900	6	150.00
Fowble, Hunter	521	3	173.67	Jaime, Margie	734	5	146.80
Monroe, Russel	1041	6	173.50	Oliva-Ramirez, Rosa	876	6	146.00
Benavides, Alex	1039	6	173.17	Pichay, Mars	429	3	143.00
Fatherree, Kevin	1034	6	172.33	Jilek, Pat	852	6	142.00
Kelly, Monise	1029	6	171.50	Holder, Brenda	0	0	
Noji, Clint	1025	6	170.83	Ballard, Bobby	0	0	
Johnson, Arron	508	3	169.33	Kato, Nancy	0	0	
Giegoldt, Daniel	492	3	164.00				

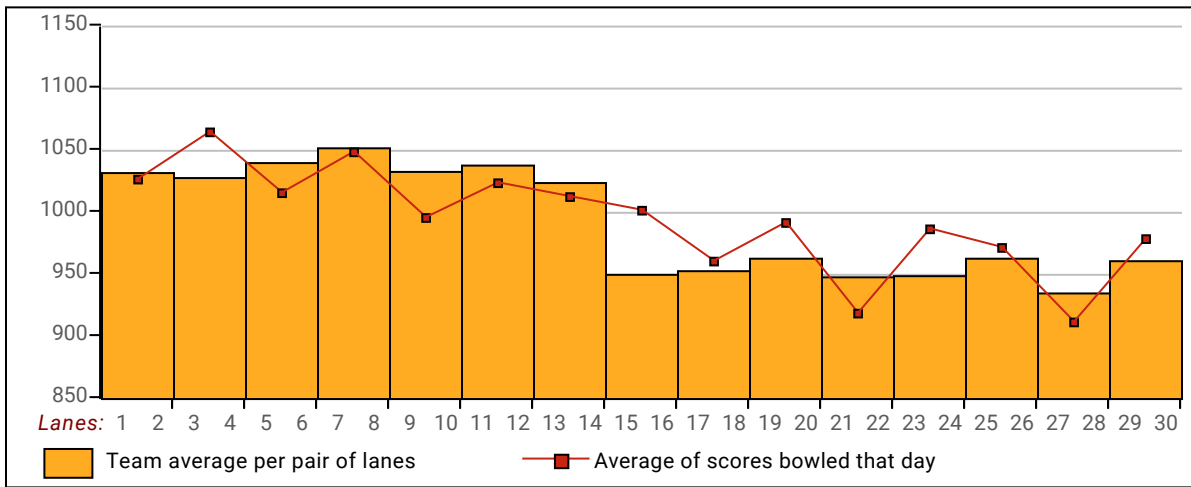
League Average Week-by-Week



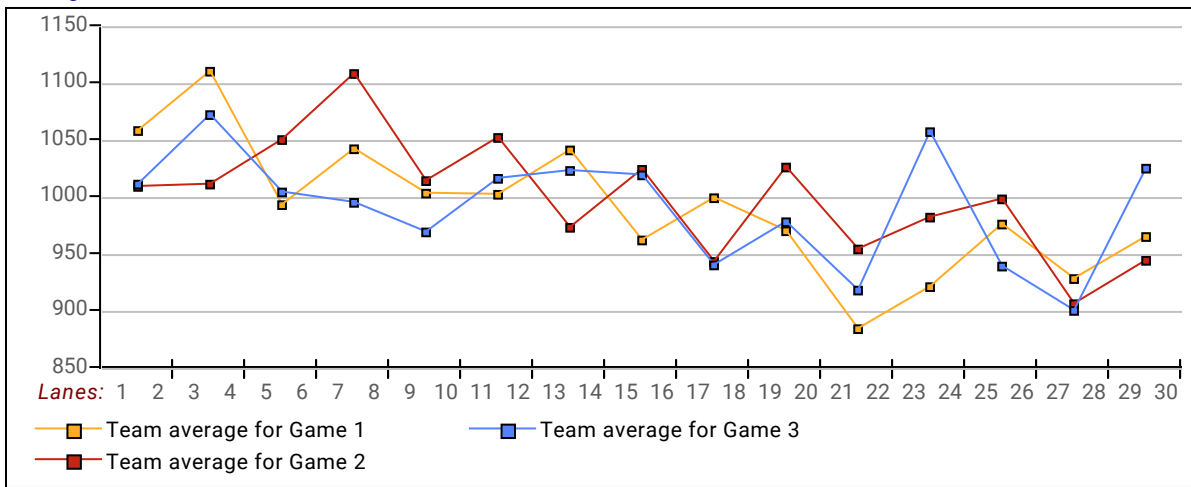
This Week's Statistics

	<u>Over All</u>	<u>Men</u>	<u>Women</u>
How many people bowled	143	129	14
Number of games bowled	427	385	42
Actual average of week's scores	199.56	202.38	173.71
How many games above average	196	176	20
How many games below average	221	202	19
Pins above/below average per game	-0.16	-0.08	-0.93
How many people raised average	64	61	3
by this amount	10.31	10.50	6.50
How many people went down	77	66	11
by this amount	-8.83	-9.82	-2.91
League average before bowling	200.07	202.79	175.02
League average after bowling	199.93	202.73	174.13
Change in league average	-0.14	-0.06	-0.90
1200s	--	--	--
1100s	--	--	--
1000s	--	--	--
900s	--	--	--
800s	--	--	--
775s	1	1	--
750s	--	--	--
725s	--	--	--
700s	7	7	--
675s	9	9	--
650s	16	15	1
625s	20	20	--
600s	25	23	2
575s	16	16	--
550s	19	16	3
525s	10	9	1
500s	8	7	1
below 500	12	6	6
300s	2	2	--
290s	--	--	--
275s	1	1	--
250s	22	22	--
225s	70	67	3
200s	122	117	5
175s	117	102	15
150s	65	58	7
125s	27	15	12
below 125	1	1	--

Team Average vs Avg of Scores



Average of Scores for Each Game



Amount Over/Under Team Average

