

Tuesday 7:30 pm

Lanes 21 - 48

USBC Certification:

President: Johnny Calhoun is on Lane 32 johnnycalhoun4258@yahoo.com

Vice President: Bernadette Savary is on Lane 45 sbas28@aol.com

Secretary/Treasurer: John Jackson pjack422@yahoo.com

LEAGUE SECRETARY ID - 127044

## Team Standings

Place	Lane	#	Team Name	Points Won	Points Lost	%Won	Team Avg	Scratch Pins	High Game	High Sers
1	21	72	CHARELL HASSELL-GILBERT	44	0	100.0	150	1147	224	605
2	22	35	JULIO ARNOLD	44	0	100.0	206	1238	224	628
3	21	56	DUCKIE	44	0	100.0	175	1053	213	565
4	22	15	SHOW ME THE MONEY	41½	2½	94.3	198	1192	247	601
5	21	8	TAVIE CARATOZZOLO	39	5	88.6	229	1377	256	716
6	22	20	SEAN KELLY	39	5	88.6	217	1307	244	691
7	23	63	DIAMOND BARRIENTOS	39	5	88.6	183	1099	217	559
8	24	34	HECTOR CAMACHO	39	5	88.6	206	1236	253	637
9	23	30	HOT CHOCOLATE	39	5	88.6	205	1231	235	620
10	24	3	DAVID LEUTE	39	5	88.6	196	1169	237	588
11	23	53	LORD VADER	37½	6½	85.2	191	1150	220	583
12	24	79	ALAN PALMER	37	7	84.1	221	1371	246	704
13	25	1	DEVIN FLOWERS	37	7	84.1	226	1349	258	683
14	26	66	SMOKEY	37	7	84.1	147	797	143	416
15	25	24	JUICE	36½	7½	83.0	197	1182	241	637
16	26	44	NOTHING BUT TROUBLE	34	10	77.3	183	1164	216	593
17	25	58	EVA PURCELL	34	10	77.3	176	1059	203	530
18	26	62	SABRINA PORTER	34	10	77.3	148	889	179	453
19	27	48	ELIJAH WILLIAMS	34	10	77.3	170	990	211	503
20	28	67	RAY GARCIA	32	12	72.7	128	771	158	421
21	27	77	ROBERT CALHOUN	32	12	72.7	165	994	203	513
22	28	9	THIMOTHY WILLIAMS	29½	14½	67.0	195	1175	223	608
23	27	17	FRED WANDE	29	15	65.9	201	1206	266	651
24	28	13	BRETT MOSLEY	29	15	65.9	203	1136	219	629
25	29	25	BRANDON MOSLEY	29	15	65.9	184	1104	246	627
26	30	40	RHALYE LAMOUR	28	16	63.6	158	952	175	494
27	29	28	WARREN S KENNEY	27	17	61.4	196	1178	225	649
28	30	45	THE REAL TROUBLE	27	17	61.4	178	1070	196	561
29	29	52	RICKY RICKS	27	17	61.4	173	1082	239	614
30	30	21	DE ANDRE MULLEN	25	19	56.8	160	960	186	480
31	31	5	EDDIE CINTRON	25	19	56.8	177	1063	207	559
32	32	27	SILK	24½	19½	55.7	192	1129	226	650
33	31	10	ANTHONY BUTLER	24½	19½	55.7	195	1133	204	571
34	32	42	JOHNNY CALHOUN	24	20	54.5	184	1107	222	555
35	31	60	YVETTE SCOTT	22	22	50.0	158	1110	214	580
36	32	46	VERNON MACKAY	22	22	50.0	181	1106	244	611
37	33	36	PHILLIP LYNCH	22	22	50.0	188	1124	214	587
38	34	26	PAK WONG	22	22	50.0	184	1105	208	590
39	33	50	ANJANETTE FENNER	22	22	50.0	171	1030	199	580
40	34	68	TOUGH COOKIE	22	22	50.0	111	671	134	367
41	33	70	SUSAN SOUTHERLAND	22	22	50.0	117	702	139	366
42	34	38	JUAN RAMOS	21	23	47.7	191	1149	203	584
43	35	43	THE KING SLAYER	21	23	47.7	185	1110	209	559
44	36	41	JESSICA DELVALLE	21	23	47.7	184	1105	205	561
45	35	7	CHONDITE FAISON	21	23	47.7	208	1124	246	562
46	36	57	TERRY DELBRIDGE	20	24	45.5	167	1004	182	517
47	35	74	ERIC OUTLEY	19½	24½	44.3	155	934	172	484
48	36	73	TERRELL JOHNSON	19½	24½	44.3	148	892	183	481
49	37	2	LEON ATKINSON	19	25	43.2	219	1225	269	634
50	38	11	HERMIE HANNIBAL	17	27	38.6	204	1268	248	648
51	37	37	BOWLA	17	27	38.6	188	1236	243	654
52	38	14	LIZZY JOHN	15	29	34.1	197	1187	217	624
53	37	61	JACKIE DELEVANTE	15	29	34.1	150	901	167	467
54	38	16	NICOLAS GADSON	15	29	34.1	184	1029	194	557





Place	Lane	#	Team Name	Points	Points	%Won	Team	Scratch	High	High
				Won	Lost		Avg	Pins	Game	Sers
55	39	22	WYNELLE JACKSON	15	29	34.1	152	814	161	418
56	40	76	WILL SOUTHERLAND	15	29	34.1	156	939	166	470
57	39	18	PAUL LINEN	14	30	31.8	187	1107	211	597
58	40	54	EFREN ENRIQUEZ	13½	30½	30.7	157	933	200	510
59	39	32	"KILLA"	12	32	27.3	190	1151	237	591
60	40	64	ALTHEA SMITH	12	32	27.3	153	919	222	517
61	41	19	"STANK"	12	32	27.3	186	1116	221	598
62	42	78	DWAYNE LINEN	12	32	27.3	160	960	178	485
63	41	51	MS TENACITY	12	32	27.3	163	880	180	450
64	42	6	SHAKA TAYLOR	12	32	27.3	199	1024	217	543
65	41	4	DEAN THEODOS	11	33	25.0	201	1146	232	580
66	42	55	NADINE HARRISON	10	34	22.7	163	980	173	511
67	43	29	TYLER NOBLES	10	34	22.7	181	1090	217	576
68	44	47	TONY MO	10	34	22.7	170	993	190	509
69	43	31	ERIC COLEMAN	10	34	22.7	180	991	182	496
70	44	12	PHIL SIMMONS	7½	36½	17.0	193	1150	246	659
71	43	80	MICHAEL FIECHTER	7	37	15.9	221	1329	267	699
72	44	75	NYLES DAVIS	7	37	15.9	168	860	172	436
73	45	65	EARVIN SOUTHERLAND	7	37	15.9	127	763	176	407
74	46	59	KRISTINA CALBO	5	39	11.4	160	962	177	485
75	45	49	MS. B	5	39	11.4	179	1076	213	604
76	46	69	BRITNEY COKER	5	39	11.4	107	645	117	333
77	47	23	STEVEN FRIEDFERTIG	0	44		192	1153	213	601
78	48	33	JASON FENNELL	0	44		211	1025	196	525
79	47	39	JACK JOE	0	44		142	598	113	309
80	48	71	LEATRICE DURONT	0	44		66	399	80	202

Review of Last Week's Bowling.....

Lanes	Team Name	HDCP	HDCP	HDCP	HDCP	Last Wk	<--->	Team Name	HDCP	HDCP	HDCP	HDCP	Last Wk
		-1-	-2-	-3-	Total	WON			-1-	-2-	-3-	Total	WON
21-22	MICHAEL FIECHTER	223	226	211	660	0	<--->	DAVID LEUTE	226	282	215	723	22
21-22	LEON ATKINSON	250	174	215	639	12	<--->	EDDIE CINTRON	228	249	208	685	10
21-22	DEAN THEODOS	234	198	194	626	6	<--->	CHONDITE FAISON	232	238	209	679	16
23-24	SHAKA TAYLOR	241	168	206	615	5	<--->	THIMOTHY WILLIAM	231	210	251	692	17
23-24	TAVIE CARATOZZOL	281	230	280	791	22	<--->	HERMIE HANNIBAL	259	220	240	719	0
23-24	ANTHONY BUTLER	215	232	208	655	15	<--->	BRETT MOSLEY	172	240	182	594	7
25-26	PHIL SIMMONS	178	208	192	578	2½	<--->	SHOW ME THE MONE	275	208	204	687	19½
25-26	LIZZY JOHN	233	247	234	714	15	<--->	FRED WANDE	226	256	172	654	7
25-26	NICOLAS GADSON	209	226	230	665	15	<--->	"STANK"	183	204	236	623	7
27-28	PAUL LINEN	236	245	218	699	14	<--->	DE ANDRE MULLEN	189	245	226	660	8
27-28	SEAN KELLY	279	258	259	796	22	<--->	STEVEN FRIEDFERTIG	229	249	231	709	0
27-28	WYNELLE JACKSON	202	202	202	606	10	<--->	BRANDON MOSLEY	209	205	174	588	12
29-30	JUICE	258	200	198	656	14½	<--->	SILK	231	229	196	656	7½
29-30	PAK WONG	232	226	246	704	17	<--->	TYLER NOBLES	229	230	237	696	5
29-30	WARREN S KENNEY	264	241	261	766	22	<--->	ERIC COLEMAN	222	222	171	615	0
31-32	HOT CHOCOLATE	260	241	230	731	22	<--->	JASON FENNELL	193	204	197	594	0
31-32	"KILLA"	222	246	243	711	0	<--->	JULIO ARNOLD	233	251	264	748	22
31-32	HECTOR CAMACHO	227	293	237	757	17	<--->	BOWLA	254	271	213	738	5
33-34	PHILLIP LYNCH	192	251	205	648	22	<--->	JACK JOE	168	183	168	519	0
33-34	JUAN RAMOS	233	223	235	691	11	<--->	JESSICA DELVALLE	235	225	227	687	11
33-34	RHALYE LAMOUR	204	213	242	659	6	<--->	THE KING SLAYER	232	236	223	691	16
35-36	JOHNNY CALHOUN	225	213	249	687	12	<--->	THE REAL TROUBLE	223	234	242	699	10
35-36	NOTHING BUT TROU	215	244	247	706	17	<--->	TONY MO	218	223	212	653	5
35-36	VERNON MACKKEY	220	291	241	752	17	<--->	MS. B	245	242	213	700	5
37-38	ELIJAH WILLIAMS	259	196	192	647	17	<--->	MS TENACITY	198	233	158	589	5
37-38	ANJANETTE FENNER	195	204	198	597	0	<--->	LORD VADER	275	215	258	748	22
37-38	RICKY RICKS	218	215	268	701	12	<--->	NADINE HARRISON	233	229	229	691	10
39-40	EFREN ENRIQUEZ	177	172	248	597	7	<--->	TERRY DELBRIDGE	242	231	224	697	15
39-40	DUCKIE	273	262	210	745	22	<--->	KRISTINA CALBO	228	238	202	668	0
39-40	EVA PURCELL	210	236	263	709	17	<--->	JACKIE DELEVANTE	221	222	222	665	5
41-42	YVETTE SCOTT	193	267	265	725	5	<--->	DIAMOND BARRIER	234	286	227	747	17
41-42	SABRINA PORTER	194	240	206	640	22	<--->	EARVIN SOUTHERLA	167	166	167	500	0
41-42	ALTHEA SMITH	291	224	209	724	12	<--->	RAY GARCIA	210	239	251	700	10
43-44	SMOKEY	201	201	201	603	22	<--->	BRITNEY COKER	181	169	178	528	0
43-44	TOUGH COOKIE	202	234	231	667	22	<--->	LEATRICE DURONT	145	121	152	418	0

Lanes	Team Name	HDCP -1-	HDCP -2-	HDCP -3-	HDCP Total	Last Wk WON		Team Name	HDCP -1-	HDCP -2-	HDCP -3-	HDCP Total	Last Wk WON
43-44	SUSAN SOUTHERLAN	196	191	165	552	5	<-->	TERRELL JOHNSON	169	231	225	625	17
45-46	CHARELL HASSELL-GI	268	216	253	737	22	<-->	NYLES DAVIS	221	165	185	571	0
45-46	ERIC OUTLEY	204	183	207	594	0	<-->	ROBERT CALHOUN	206	200	251	657	22
47-48	WILL SOUTHERLAND	214	201	199	614	0	<-->	ALAN PALMER	225	272	251	748	22
47-48	DWAYNE LINEN	226	183	220	629	0	<-->	DEVIN FLOWERS	227	204	261	692	22

**Lane Assignments**

	<u>21-22</u>	<u>21-22</u>	<u>21-22</u>	<u>23-24</u>	<u>23-24</u>	<u>23-24</u>	<u>25-26</u>	<u>25-26</u>	<u>25-26</u>	<u>27-28</u>	
Today	72-35	56-15	8-20	63-34	30-3	53-79	1-66	24-44	58-62	48-67	Position Round- Start Lane - 21
Next Week		Position Round- Start Lane - 21									
	<u>27-28</u>	<u>27-28</u>	<u>29-30</u>	<u>29-30</u>	<u>29-30</u>	<u>31-32</u>	<u>31-32</u>	<u>31-32</u>	<u>33-34</u>	<u>33-34</u>	
Today	77-9	17-13	25-40	28-45	52-21	5-27	10-42	60-46	36-26	50-68	Position Round- Start Lane - 21
Next Week		Position Round- Start Lane - 21									
	<u>33-34</u>	<u>35-36</u>	<u>35-36</u>	<u>35-36</u>	<u>37-38</u>	<u>37-38</u>	<u>37-38</u>	<u>39-40</u>	<u>39-40</u>	<u>39-40</u>	
Today	70-38	43-41	7-57	74-73	2-11	37-14	61-16	22-76	18-54	32-64	Position Round- Start Lane - 21
Next Week		Position Round- Start Lane - 21									
	<u>41-42</u>	<u>41-42</u>	<u>41-42</u>	<u>43-44</u>	<u>43-44</u>	<u>43-44</u>	<u>45-46</u>	<u>45-46</u>	<u>47-48</u>	<u>47-48</u>	
Today	19-78	51-6	4-55	29-47	31-12	80-75	65-59	49-69	23-33	39-71	Position Round- Start Lane - 21
Next Week		Position Round- Start Lane - 21									

**Last Week's Top Scores**

Team Scratch Game		Team Scratch Series	
258	DEVIN FLOWERS	716	TAVIE CARATOZZOLO
256	TAVIE CARATOZZOLO	691	SEAN KELLY
253	HECTOR CAMACHO	683	DEVIN FLOWERS
245	ALAN PALMER	667	ALAN PALMER
244	SEAN KELLY	654	BOWLA
244	VERNON MACKEY		

	Scratch Game	Scratch Series	Handicap Game	Handicap Series
<b>Men</b>	258 Devin Flowers	716 Tavie Caratozzolo	293 Hector Camacho	796 Sean Kelly
	256 Tavie Caratozzolo	691 Sean Kelly	291 Vernon Mackey	791 Tavie Caratozzolo
	253 Hector Camacho	683 Devin Flowers	282 Charles Grund	766 Warren Kenney
	245 Max Thomas	667 Max Thomas	281 Tavie Caratozzolo	757 Hector Camacho
	244 Sean Kelly	654 Wynford Walters	279 Sean Kelly	752 Vernon Mackey
	244 Vernon Mackey			
<b>Women</b>	222 Althea Smith	624 Lizzy John	291 Althea Smith	747 Diamond Barrientos
	217 Lizzy John	571 Monique Compton	286 Diamond Barrientos	725 Yvette Scott
	217 Diamond Barrientos	561 Porcia Hubbard	267 Yvette Scott	724 Althea Smith
	214 Jaleesa Taylor	561 Jessica DelValle	263 Eva Purcell	714 Lizzy John
	203 Eva Purcell	540 Diamond Barrientos	251 Jaleesa Taylor	709 Eva Purcell

**Season High Scores**

Team Scratch Game		Team Scratch Series	
269	LEON ATKINSON	716	TAVIE CARATOZZOLO
267	MICHAEL FIECHTER	704	ALAN PALMER
266	FRED WANDE	699	MICHAEL FIECHTER
258	DEVIN FLOWERS	691	SEAN KELLY
256	TAVIE CARATOZZOLO	683	DEVIN FLOWERS

	Scratch Game	Scratch Series	Handicap Game	Handicap Series
<b>Men</b>	267 Michael Fiechter	716 Tavie Caratozzolo	299 Fred Wandé	796 Sean Kelly
	266 Fred Wandé	699 Michael Fiechter	293 Hector Camacho	791 Tavie Caratozzolo
	258 Devin Flowers	691 Sean Kelly	291 Vernon Mackey	766 Warren Kenney
	256 Tavie Caratozzolo	683 Devin Flowers	283 Brandon Mosley	764 Silk Nixon
	253 Hector Camacho	659 Phil Simmons	281 Tavie Caratozzolo	757 Hector Camacho
<b>Women</b>	222 Althea Smith	624 Lizzy John	291 Althea Smith	766 Diamond Barrientos
	217 Lizzy John	580 Anjanette Fenner	286 Diamond Barrientos	758 Charell Hassell-Gilber
	217 Diamond Barrientos	571 Monique Compton	267 Yvette Scott	727 Anjanette Fenner
	205 Jessica DelValle	561 Porcia Hubbard	263 Eva Purcell	725 Yvette Scott
	203 Eva Purcell	561 Jessica DelValle	263 Charell Hassell-Gilber	724 Althea Smith

**Individual High Averages**

<b>Men</b>	229.50	Tavie Caratozzolo	<b>Women</b>	197.83	Lizzy John
	224.83	Devin Flowers		190.33	Monique Compton
	221.50	Michael Fiechter		184.17	Jessica DelValle
	217.83	Sean Kelly		183.17	Diamond Barrientos
	216.67	Silk Nixon		180.67	Charell Hassell-Gilbert
	206.33	Julio Arnold		178.33	Porcia Hubbard

**Most Improved Average**

<b>Men</b>	192 to 216.67 = +24.67	Silk Nixon	<b>Women</b>	153 to 183.17 = +30.17	Diamond Barrient
	181 to 203.67 = +22.67	Vernon Mackey		158 to 176.67 = +18.67	Yvette Scott
	196 to 217.83 = +21.83	Sean Kelly		164 to 176.50 = +12.50	Eva Purcell
	208 to 229.50 = +21.50	Tavie Caratozzolo		183 to 190.33 = +7.33	Monique Compto
	171 to 191.67 = +20.67	Shadow Zill		164 to 167.33 = +3.33	Terry Delbridge

**Team Rosters**

**1 - DEVIN FLOWERS** Lane 25 HDCP=11 Avg=226

Book	Avg	Name	Avg	HDCP	Pins	Gms	High Game	High Sers	-1-	-2-	-3-	Total	Real Average
6/20/2024 1:48 am Page 4 of 10	226	Devin Flowers	226	11	1349	6	258	683	224			BL'S-2024 by www.cdesoftware.com licensed to Phyllis Jackson	

**2 - LEON ATKINSON** Lane 37 HDCP=16 Avg=219

Book					High	High				Real	
Avg	Name	Avg HDCP	Pins	Gms	Game	Sers	-1-	-2-	-3-	Total	Average
219	Leon Atkinson	bk219 16	591	3	234	591	234	158	199	591	197

**3 - DAVID LEUTE** Lane 24 HDCP=35 Avg=196

Book					High	High				Real	
Avg	Name	Avg HDCP	Pins	Gms	Game	Sers	-1-	-2-	-3-	Total	Average
196	David Leute	bk196 35	581	3	233	581				0	193

**4 - DEAN THEODOS** Lane 41 HDCP=31 Avg=201

Book					High	High				Real	
Avg	Name	Avg HDCP	Pins	Gms	Game	Sers	-1-	-2-	-3-	Total	Average
201	Dean Theodos	bk201 31	580	3	232	580				0	193
214	Joe Labargo	bk214 20	566	3	214	566	214	178	174	566	188

**5 - EDDIE CINTRON** Lane 31 HDCP=50 Avg=177

Book					High	High				Real	
Avg	Name	Avg HDCP	Pins	Gms	Game	Sers	-1-	-2-	-3-	Total	Average
187	Edwardo Cintron	177 50	1063	6	207	559	186	207	166	559	177

**6 - SHAKA TAYLOR** Lane 42 HDCP=32 Avg=199

Book					High	High				Real	
Avg	Name	Avg HDCP	Pins	Gms	Game	Sers	-1-	-2-	-3-	Total	Average
209	Shaka Taylor	199 32	1024	6	217	543	217	144	182	543	170

**7 - CHONDITE FAISON** Lane 35 HDCP=25 Avg=208

Book					High	High				Real	
Avg	Name	Avg HDCP	Pins	Gms	Game	Sers	-1-	-2-	-3-	Total	Average
208	Chondite Faison	bk208 25	562	3	246	562				0	187
191	Ceddy Noel	bk191 39	562	3	199	562	193	199	170	562	187

**8 - TAVIE CARATOZZOLO** Lane 21 HDCP=8 Avg=229

Book					High	High				Real	
Avg	Name	Avg HDCP	Pins	Gms	Game	Sers	-1-	-2-	-3-	Total	Average
208	Tavie Caratozzolo	229 8	1377	6	256	716	256	205	255	716	229

**9 - THIMOTHY WILLIAMS** Lane 28 HDCP=36 Avg=195

Book					High	High				Real	
Avg	Name	Avg HDCP	Pins	Gms	Game	Sers	-1-	-2-	-3-	Total	Average
205	Timothy Williams	195 36	1175	6	223	608	203	182	223	608	195

**10 - ANTHONY BUTLER** Lane 31 HDCP=36 Avg=195

Book					High	High				Real	
Avg	Name	Avg HDCP	Pins	Gms	Game	Sers	-1-	-2-	-3-	Total	Average
205	Anthony D. Butler	195 36	1133	6	204	571	187	204	180	571	188

**11 - HERMIE HANNIBAL** Lane 38 HDCP=28 Avg=204

Book					High	High				Real	
Avg	Name	Avg HDCP	Pins	Gms	Game	Sers	-1-	-2-	-3-	Total	Average
204	Hermie Hannibal	bk204 28	0	0	0	0				0	

**12 - PHIL SIMMONS** Lane 44 HDCP=37 Avg=193

Book					High	High				Real	
Avg	Name	Avg HDCP	Pins	Gms	Game	Sers	-1-	-2-	-3-	Total	Average
203	Phil Simmons	193 37	1150	6	246	659	149	179	163	491	191

**13 - BRETT MOSLEY** Lane 28 HDCP=29 Avg=203

Book					High	High				Real	
Avg	Name	Avg HDCP	Pins	Gms	Game	Sers	-1-	-2-	-3-	Total	Average
203	Brett Mosley	bk203 29	507	3	211	507	143	211	153	507	169

**14 - LIZZY JOHN** Lane 38 HDCP=34 Avg=197

Book					High	High				Real	
Avg	Name	Avg HDCP	Pins	Gms	Game	Sers	-1-	-2-	-3-	Total	Average
202	Lizzy John	197 34	1187	6	217	624	203	217	204	624	197

**15 - SHOW ME THE MONEY** Lane 22 HDCP=33 Avg=198

Book					High	High				Total	Real
Avg	Name	Avg HDCP	Pins	Gms	Game	Sers	-1-	-2-	-3-		Average
199	Cary Fishman	198 33	1192	6	247	601	243	176	172	591	198

**16 - NICOLAS GADSON** Lane 38 HDCP=44 Avg=184

Book					High	High				Total	Real
Avg	Name	Avg HDCP	Pins	Gms	Game	Sers	-1-	-2-	-3-		Average
194	Nicolas Gadson	184 44	1029	6	194	557	173	190	194	557	171

**17 - FRED WANDE** Lane 27 HDCP=31 Avg=201

Book					High	High				Total	Real
Avg	Name	Avg HDCP	Pins	Gms	Game	Sers	-1-	-2-	-3-		Average
198	Fred Wandé	201 31	1206	6	266	651	193	223	139	555	201

**18 - PAUL LINEN** Lane 39 HDCP=42 Avg=187

Book					High	High				Total	Real
Avg	Name	Avg HDCP	Pins	Gms	Game	Sers	-1-	-2-	-3-		Average
197	Paul Linen	187 42	1107	6	211	597	202	211	184	597	184

**19 - "STANK"** Lane 41 HDCP=43 Avg=186

Book					High	High				Total	Real
Avg	Name	Avg HDCP	Pins	Gms	Game	Sers	-1-	-2-	-3-		Average
196	Patrick Tucker	186 43	1116	6	221	598	148	169	201	518	186

**20 - SEAN KELLY** Lane 22 HDCP=18 Avg=217

Book					High	High				Total	Real
Avg	Name	Avg HDCP	Pins	Gms	Game	Sers	-1-	-2-	-3-		Average
196	Sean Kelly	217 18	1307	6	244	691	244	223	224	691	217

**21 - DE ANDRE MULLEN** Lane 30 HDCP=64 Avg=160

Book					High	High				Total	Real
Avg	Name	Avg HDCP	Pins	Gms	Game	Sers	-1-	-2-	-3-		Average
165	De Andre Mullen	160 64	960	6	186	480	129	185	166	480	160

**22 - WYNELLE JACKSON** Lane 39 HDCP=70 Avg=152

Book					High	High				Total	Real
Avg	Name	Avg HDCP	Pins	Gms	Game	Sers	-1-	-2-	-3-		Average
152	Wynelle Jackson	bk152 70	418	3	161	418	a132	a132	a132	396	139

**23 - STEVEN FRIEDFERTIG** Lane 47 HDCP=38 Avg=192

Book					High	High				Total	Real
Avg	Name	Avg HDCP	Pins	Gms	Game	Sers	-1-	-2-	-3-		Average
194	Steven Friedfertig	192 38	1153	6	213	601	193	213	195	601	192

**24 - JUICE** Lane 25 HDCP=34 Avg=197

Book					High	High				Total	Real
Avg	Name	Avg HDCP	Pins	Gms	Game	Sers	-1-	-2-	-3-		Average
193	Gregory Welch	197 34	1182	6	241	637	221	163	161	545	197

**25 - BRANDON MOSLEY** Lane 29 HDCP=44 Avg=184

Book					High	High				Total	Real
Avg	Name	Avg HDCP	Pins	Gms	Game	Sers	-1-	-2-	-3-		Average
193	Brandon Mosley	184 44	1104	6	246	627	172	168	137	477	184

**26 - PAK WONG** Lane 34 HDCP=44 Avg=184

Book					High	High				Total	Real
Avg	Name	Avg HDCP	Pins	Gms	Game	Sers	-1-	-2-	-3-		Average
192	Pak Wong	184 44	1105	6	208	590	194	188	208	590	184

**27 - SILK** Lane 32 HDCP=38 Avg=192

Book					High	High				Total	Real
Avg	Name	Avg HDCP	Pins	Gms	Game	Sers	-1-	-2-	-3-		Average
192	Silk Nixon	bk192 38	650	3	226	650				0	216

**28 - WARREN S KENNEY** Lane 29 HDCP=35 Avg=196

Book					High	High				Total	Real
Avg	Name	Avg HDCP	Pins	Gms	Game	Sers	-1-	-2-	-3-		Average
191	Warren S. Kenney	196 35	1178	6	225	649	225	202	222	649	196

**29 - TYLER NOBLES** Lane 43 HDCP=47 Avg=181

Book	Avg	Name	Avg	HDCP	Pins	Gms	High Game	High Sers	-1-	-2-	-3-	Total	Real Average
	190	Tyler Nobles	181	47	1090	6	217	576	189	190	197	576	181

**30 - HOT CHOCOLATE** Lane 23 HDCP=28 Avg=205

Book	Avg	Name	Avg	HDCP	Pins	Gms	High Game	High Sers	-1-	-2-	-3-	Total	Real Average
	190	Archie Storms	205	28	1231	6	235	620	220	201	190	611	205

**31 - ERIC COLEMAN** Lane 43 HDCP=48 Avg=180

Book	Avg	Name	Avg	HDCP	Pins	Gms	High Game	High Sers	-1-	-2-	-3-	Total	Real Average
	190	Eric Coleman	180	48	991	6	182	496	182	182	131	495	165

**32 - "KILLA"** Lane 39 HDCP=40 Avg=190

Book	Avg	Name	Avg	HDCP	Pins	Gms	High Game	High Sers	-1-	-2-	-3-	Total	Real Average
	190	Jamel Killiebrew	bk190	40	0	0	0	0				0	

**33 - JASON FENNELL** Lane 48 HDCP=23 Avg=211

Book	Avg	Name	Avg	HDCP	Pins	Gms	High Game	High Sers	-1-	-2-	-3-	Total	Real Average
	211	Jason Fennell	bk211	23	525	3	181	525	170	181	174	525	175

**34 - HECTOR CAMACHO** Lane 24 HDCP=27 Avg=206

Book	Avg	Name	Avg	HDCP	Pins	Gms	High Game	High Sers	-1-	-2-	-3-	Total	Real Average
	189	Hector Camacho	206	27	1236	6	253	637	187	253	197	637	206

**35 - JULIO ARNOLD** Lane 22 HDCP=27 Avg=206

Book	Avg	Name	Avg	HDCP	Pins	Gms	High Game	High Sers	-1-	-2-	-3-	Total	Real Average
	189	Julio Arnold	206	27	1238	6	224	628	193	211	224	628	206

**36 - PHILLIP LYNCH** Lane 33 HDCP=41 Avg=188

Book	Avg	Name	Avg	HDCP	Pins	Gms	High Game	High Sers	-1-	-2-	-3-	Total	Real Average
	---	Phil Lynch	bk188	41	587	3	211	587				0	195
	193	Jaleesa Taylor	194	36	1166	6	219	629	155	214	168	537	194

**37 - BOWLA** Lane 37 HDCP=41 Avg=188

Book	Avg	Name	Avg	HDCP	Pins	Gms	High Game	High Sers	-1-	-2-	-3-	Total	Real Average
	188	Devon Johnson	bk188	41	582	3	214	582				0	194

**38 - JUAN RAMOS** Lane 34 HDCP=39 Avg=191

Book	Avg	Name	Avg	HDCP	Pins	Gms	High Game	High Sers	-1-	-2-	-3-	Total	Real Average
	187	Juan B. Ramos	191	39	1149	6	203	584	191	181	193	565	191

**39 - JACK JOE** Lane 47 HDCP=78 Avg=142

Book	Avg	Name	Avg	HDCP	Pins	Gms	High Game	High Sers	-1-	-2-	-3-	Total	Real Average
	152	Jack Joe	142	78	598	6	113	309	98	113	98	309	99

**40 - RHALYE LAMOUR** Lane 30 HDCP=65 Avg=158

Book	Avg	Name	Avg	HDCP	Pins	Gms	High Game	High Sers	-1-	-2-	-3-	Total	Real Average
	156	Rhaly Lamour	158	65	952	6	175	494	137	146	175	458	158

**41 - JESSICA DELVALLE** Lane 36 HDCP=44 Avg=184

Book	Avg	Name	Avg	HDCP	Pins	Gms	High Game	High Sers	-1-	-2-	-3-	Total	Real Average
	187	Jessica DelValle	184	44	1105	6	205	561	193	183	185	561	184

**42 - JOHNNY CALHOUN** Lane 32 HDCP=44 Avg=184

Book					High	High				Total	Real	
Avg	Name	Avg	HDCP	Pins	Gms	Game	Sers	-1-	-2-	-3-	Average	
185	Johnny Calhoun	184	44	1107	6	222	555	181	169	205	555	184

**43 - THE KING SLAYER** Lane 35 HDCP=44 Avg=185

Book					High	High				Total	Real	
Avg	Name	Avg	HDCP	Pins	Gms	Game	Sers	-1-	-2-	-3-	Average	
185	Keenan Williams	185	44	1110	6	209	559	188	192	179	559	185

**44 - NOTHING BUT TROUBLE** Lane 26 HDCP=45 Avg=183

Book					High	High				Total	Real	
Avg	Name	Avg	HDCP	Pins	Gms	Game	Sers	-1-	-2-	-3-	Average	
183	Monique Compton	bk183	45	571	3	202	571	170	199	202	571	190

**45 - THE REAL TROUBLE** Lane 30 HDCP=49 Avg=178

Book					High	High				Total	Real	
Avg	Name	Avg	HDCP	Pins	Gms	Game	Sers	-1-	-2-	-3-	Average	
182	Porcia Hubbard	178	49	1070	6	196	561	177	188	196	561	178

**46 - VERNON MACKKEY** Lane 32 HDCP=47 Avg=181

Book					High	High				Total	Real	
Avg	Name	Avg	HDCP	Pins	Gms	Game	Sers	-1-	-2-	-3-	Average	
181	Vernon Mackey	bk181	47	611	3	244	611	173	244	194	611	203

**47 - TONY MO** Lane 44 HDCP=56 Avg=170

Book					High	High				Total	Real	
Avg	Name	Avg	HDCP	Pins	Gms	Game	Sers	-1-	-2-	-3-	Average	
180	Tony Mosley	170	56	993	6	190	509	170	175	164	509	165

**48 - ELIJAH WILLIAMS** Lane 27 HDCP=56 Avg=170

Book					High	High				Total	Real	
Avg	Name	Avg	HDCP	Pins	Gms	Game	Sers	-1-	-2-	-3-	Average	
180	Elijah Williams	170	56	990	6	211	503	211	148	144	503	165

**49 - MS. B** Lane 45 HDCP=48 Avg=179

Book					High	High				Total	Real	
Avg	Name	Avg	HDCP	Pins	Gms	Game	Sers	-1-	-2-	-3-	Average	
179	Bernadette Savary	bk179	48	472	3	173	472				0	157

**50 - ANJANETTE FENNER** Lane 33 HDCP=55 Avg=171

Book					High	High				Total	Real	
Avg	Name	Avg	HDCP	Pins	Gms	Game	Sers	-1-	-2-	-3-	Average	
178	Anjanette Fenner	171	55	1030	6	199	580	146	155	149	450	171

**51 - MS TENACITY** Lane 41 HDCP=61 Avg=163

Book					High	High				Total	Real	
Avg	Name	Avg	HDCP	Pins	Gms	Game	Sers	-1-	-2-	-3-	Average	
173	Tamela Pinkney	163	61	880	6	180	450	145	180	105	430	146

**52 - RICKY RICKS** Lane 29 HDCP=53 Avg=173

Book					High	High				Total	Real	
Avg	Name	Avg	HDCP	Pins	Gms	Game	Sers	-1-	-2-	-3-	Average	
173	Ricky Ricks	bk173	53	468	3	165	468				0	156

**53 - LORD VADER** Lane 23 HDCP=39 Avg=191

Book					High	High				Total	Real	
Avg	Name	Avg	HDCP	Pins	Gms	Game	Sers	-1-	-2-	-3-	Average	
171	Shadow Zill	191	39	1150	6	220	583	220	160	203	583	191

**54 - EFREN ENRIQUEZ** Lane 40 HDCP=66 Avg=157

Book					High	High				Total	Real	
Avg	Name	Avg	HDCP	Pins	Gms	Game	Sers	-1-	-2-	-3-	Average	
167	Efren Enriquez	157	66	933	6	200	510	119	114	190	423	155

**55 - NADINE HARRISON** Lane 42 HDCP=61 Avg=163

Book					High	High				Total	Real	
Avg	Name	Avg	HDCP	Pins	Gms	Game	Sers	-1-	-2-	-3-	Average	
165	Nadine C. Harrison	163	61	980	6	173	511	173	169	169	511	163



**56 - DUCKIE** Lane 21 HDCP=52 Avg=175

Book						High	High					Real
Avg	Name	Avg HDCP	Pins	Gms		Game	Sers	-1-	-2-	-3-	Total	Average
164	Wayne Crawford	175 52	1053	6		213	565	213	202	150	565	175

**57 - TERRY DELBRIDGE** Lane 36 HDCP=58 Avg=167

Book						High	High					Real
Avg	Name	Avg HDCP	Pins	Gms		Game	Sers	-1-	-2-	-3-	Total	Average
164	Terry Delbridge	167 58	1004	6		182	517	182	171	164	517	167

**58 - EVA PURCELL** Lane 25 HDCP=51 Avg=176

Book						High	High					Real
Avg	Name	Avg HDCP	Pins	Gms		Game	Sers	-1-	-2-	-3-	Total	Average
164	Eva Purcell	176 51	1059	6		203	530	150	176	203	529	176

**59 - KRISTINA CALBO** Lane 46 HDCP=64 Avg=160

Book						High	High					Real
Avg	Name	Avg HDCP	Pins	Gms		Game	Sers	-1-	-2-	-3-	Total	Average
163	Kristina Calbo	160 64	962	6		177	485	167	177	141	485	160

**60 - YVETTE SCOTT** Lane 31 HDCP=65 Avg=158

Book						High	High					Real
Avg	Name	Avg HDCP	Pins	Gms		Game	Sers	-1-	-2-	-3-	Total	Average
158	Yvette Scott	bk158 65	530	3		202	530	128	202	200	530	176

**61 - JACKIE DELEVANTE** Lane 37 HDCP=72 Avg=150

Book						High	High					Real
Avg	Name	Avg HDCP	Pins	Gms		Game	Sers	-1-	-2-	-3-	Total	Average
157	Jackie Delevante	150 72	901	6		167	467	155	156	156	467	150

**62 - SABRINA PORTER** Lane 26 HDCP=73 Avg=148

Book						High	High					Real
Avg	Name	Avg HDCP	Pins	Gms		Game	Sers	-1-	-2-	-3-	Total	Average
155	Sabrina Porter	148 73	889	6		179	453	126	172	138	436	148

**63 - DIAMOND BARRIENTOS** Lane 23 HDCP=45 Avg=183

Book						High	High					Real
Avg	Name	Avg HDCP	Pins	Gms		Game	Sers	-1-	-2-	-3-	Total	Average
153	Diamond Barrientos	183 45	1099	6		217	559	165	217	158	540	183

**64 - ALTHEA SMITH** Lane 40 HDCP=69 Avg=153

Book						High	High					Real
Avg	Name	Avg HDCP	Pins	Gms		Game	Sers	-1-	-2-	-3-	Total	Average
153	Althea Smith	153 69	919	6		222	517	222	155	140	517	153

**65 - EARVIN SOUTHERLAND** Lane 45 HDCP=90 Avg=127

Book						High	High					Real
Avg	Name	Avg HDCP	Pins	Gms		Game	Sers	-1-	-2-	-3-	Total	Average
---	Earvin Southerland	127 90	763	6		176	407	119	118	119	356	127

**66 - SMOKEY** Lane 26 HDCP=74 Avg=147

Book						High	High					Real
Avg	Name	Avg HDCP	Pins	Gms		Game	Sers	-1-	-2-	-3-	Total	Average
147	Joseph Maloney	bk147 74	416	3		143	416	a127	a127	a127	381	138

**67 - RAY GARCIA** Lane 28 HDCP=89 Avg=128

Book						High	High					Real
Avg	Name	Avg HDCP	Pins	Gms		Game	Sers	-1-	-2-	-3-	Total	Average
123	Ray Garcia	128 89	771	6		158	421	117	146	158	421	128

**68 - TOUGH COOKIE** Lane 34 HDCP=103 Avg=111

Book						High	High					Real
Avg	Name	Avg HDCP	Pins	Gms		Game	Sers	-1-	-2-	-3-	Total	Average
115	Tanya Edmonds	111 103	671	6		134	367	102	134	131	367	111

**69 - BRITNEY COKER** Lane 46 HDCP=106 Avg=107

Book						High	High					Real
Avg	Name	Avg HDCP	Pins	Gms		Game	Sers	-1-	-2-	-3-	Total	Average
---	Britney Coker	107 106	645	6		117	333	109	97	106	312	107

**70 - SUSAN SOUTHERLAND** Lane 33 HDCP=98 Avg=117

Book						High	High				Total	Real
Avg	Name	Avg HDCP	Pins	Gms		Game	Sers	-1-	-2-	-3-		Average
---	Susan Southerland	117 98	702	6		139	366	124	119	93	336	117

**71 - LEATRICE DURONT** Lane 48 HDCP=139 Avg=66

Book						High	High				Total	Real
Avg	Name	Avg HDCP	Pins	Gms		Game	Sers	-1-	-2-	-3-		Average
---	Leatrice Duront	66 139	399	6		80	202	73	49	80	202	66

**72 - CHARELL HASSELL-GILBERT** Lane 21 HDCP=72 Avg=150

Book						High	High				Total	Real
Avg	Name	Avg HDCP	Pins	Gms		Game	Sers	-1-	-2-	-3-		Average
---	Charell Hassell-Gilbert	150 72	542	3		191	542				0	180

**73 - TERRELL JOHNSON** Lane 36 HDCP=73 Avg=148

Book						High	High				Total	Real
Avg	Name	Avg HDCP	Pins	Gms		Game	Sers	-1-	-2-	-3-		Average
---	Terrell Johnson	148 73	892	6		183	481	121	183	177	481	148

**74 - ERIC OUTLEY** Lane 35 HDCP=68 Avg=155

Book						High	High				Total	Real
Avg	Name	Avg HDCP	Pins	Gms		Game	Sers	-1-	-2-	-3-		Average
---	Eric Outley	155 68	934	6		172	484	156	135	159	450	155

**75 - NYLES DAVIS** Lane 44 HDCP=57 Avg=168

Book						High	High				Total	Real
Avg	Name	Avg HDCP	Pins	Gms		Game	Sers	-1-	-2-	-3-		Average
167	Nyles Davis	168 57	860	6		172	436	172	116	136	424	143

**76 - WILL SOUTHERLAND** Lane 40 HDCP=67 Avg=156

Book						High	High				Total	Real
Avg	Name	Avg HDCP	Pins	Gms		Game	Sers	-1-	-2-	-3-		Average
---	Will Southerland	156 67	939	6		166	470	166	153	151	470	156

**77 - ROBERT CALHOUN** Lane 27 HDCP=60 Avg=165

Book						High	High				Total	Real
Avg	Name	Avg HDCP	Pins	Gms		Game	Sers	-1-	-2-	-3-		Average
---	Robert Calhoun	165 60	994	6		203	513	158	152	203	513	165

**78 - DWAYNE LINEN** Lane 42 HDCP=64 Avg=160

Book						High	High				Total	Real
Avg	Name	Avg HDCP	Pins	Gms		Game	Sers	-1-	-2-	-3-		Average
---	Dwayne Linen	160 64	960	6		178	485	178	135	172	485	160

**79 - ALAN PALMER** Lane 24 HDCP=15 Avg=221

Book						High	High				Total	Real
Avg	Name	Avg HDCP	Pins	Gms		Game	Sers	-1-	-2-	-3-		Average
221	Alan Palmer	bk221 15	0	0		0	0				0	

**80 - MICHAEL FIECHTER** Lane 43 HDCP=15 Avg=221

Book						High	High				Total	Real
Avg	Name	Avg HDCP	Pins	Gms		Game	Sers	-1-	-2-	-3-		Average
227	Michael Fiechter	221 15	1329	6		267	699	213	216	201	630	221