



2024 Storm/Roto/900 Sun. Have-A-Ball

Sunday 6:00 pm

6/16/2024 Week 4 of 11

Lanes 23 - 32

Inman's Bowling & Fun Center

View Standings on the Web

Visit LeagueSecretary.com - This league's ID number is 106083



HOUSE JACKPOTS: \$2 House Mystery, \$3 Strike It Rich, \$5 Stay 30 Clean
 =====
SHOP BOWLING EQUIPMENT www.AboveAllBowling.com PROMO CODE: INMANS5
***BOWL-OUTS Call ahead to schedule. Mon,Tues,Thurs 10a-5p or 9p-11p.**
Wed+Sat 10a-5p, Sun 12p-5p. Times Subject To Change Based on Business.
 =====
U P C O M I N G T O U R N A M E N T S =====
www.ShaunsTournaments.com & www.Facebook.com/ShausTournaments
ADULTS W I N C A S H & YOUTH W I N S C H O L A R S H I P
-King of the Hill Summer Series Friday's 10pm May 24 - Aug. 16

Lane Assignments

	<u>23-24</u>	<u>25-26</u>	<u>27-28</u>	<u>29-30</u>	<u>31-32</u>
Wk05 06/23	10- 7	6- 2	8- 3	4- 1	5- 9
Wk06 06/30	Position Round- Start Lane - 23				
Wk07 07/07	5- 8	4-10	7- 2	6- 9	1- 3

Team Standings

Place	Lane	#	Team Name	Points	Points	%Won	Scratch	Pins +	Team	High	HDCP	High	HDCP	Year-To-Date	Y-T-D
				Won	Lost		Pins	HDCP	Avg	Game	Game	Sers	Sers	WON	LOST
1	27	8	Team 8	22	6	78.6	6663	10278	562	589	883	1730	2612	22	6
2	28	3	Alley Cats	19	9	67.9	7163	10166	611	648	892	1853	2585	19	9
3	31	5	Team 5	15	13	53.6	7015	10117	583	656	916	1811	2588	15	13
4	26	2	Yeah Thats Right	13	15	46.4	7799	10154	668	739	927	2169	2733	13	15
5	24	7	Team 7	13	15	46.4	6598	9934	549	634	904	1738	2548	13	15
6	30	1	High Schoolers	12	16	42.9	7418	9992	593	801	957	2215	2683	12	16
7	32	9	Team 9	12	9	57.1	4408	7513	489	513	856	1495	2524	12	9
8	29	4	We Got Balls	11	17	39.3	7015	10156	611	640	886	1849	2587	11	17
9	25	6	Split Lickers	4	24	14.3	5118	9714	429	566	924	1403	2477	4	24
10	23	10	BEAT TEAM AVG -40	0	0		0	0	0	0	0	0	0	0	0

Review of Last Week's Bowling.....

Lanes	Team Name	HDCP	HDCP	HDCP	HDCP	Last Wk	Team Name	HDCP	HDCP	HDCP	HDCP	Last Wk
		-1-	-2-	-3-	Total	WON		-1-	-2-	-3-	Total	WON
23-24	Team 9	826	839	838	2503	5	High Schoolers	824	852	779	2455	2
25-26	Team 5	772	796	848	2416	0	Alley Cats	826	867	892	2585	7
27-28	We Got Balls	851	828	861	2540	5	Team 7	864	758	816	2438	2
29-30	Team 8	874	855	883	2612	7	Split Lickers	765	796	839	2400	0
31-32	BEAT TEAM AVG -40	0	0	0	0	0	Yeah Thats Right	793	817	841	2451	2

Individual High Averages

Men	Women	Boys	Girls
211.92 Edwin Negron	206.83 Eve Klawiter	193.50 Mason Bartos	176.50 Asia McClelland
201.33 Nicholas Howell	201.67 Jada Mocaby-Ank	132.67 Levi Negron	165.11 Emily Thiel
182.00 Nick Kafantoris	136.25 Amelia Hernande	110.25 Roy Kutansky	161.25 Baylei Bartos
181.00 Michael Mardis	132.17 Kristina Vincent		158.83 Lauren Vincent
170.50 Ryan Kutansky	92.33 Patricia Hernand		153.67 Alyssa Taing
169.75 Xavier Triplett			129.56 Haadynn Downey
162.25 Bret Kutansky			
155.83 Josh Hines			

Season High Scores

Team Scratch Game	Team Scratch Series	Team Handicap Game	Team Handicap Series
801 High Schoolers	2215 High Schoolers	957 High Schoolers	2733 Yeah Thats Right
739 Yeah Thats Right	2169 Yeah Thats Right	927 Yeah Thats Right	2683 High Schoolers
656 Team 5	1853 Alley Cats	924 Split Lickers	2612 Team 8
Scratch Game	Scratch Series	Handicap Game	Handicap Series
Men 256 Edwin Negron	680 Edwin Negron	291 Josh Hines	805 Josh Hines
245 Michael Mardis	616 Nick Kafantoris	272 Andy Worden	759 Andy Worden
243 Nick Kafantoris	604 Michael Mardis	269 Ryan Kutansky	746 Bret Kutansky
215 Ryan Kutansky	604 Nicholas Howell	268 Edwin Negron	716 Edwin Negron
213 Nicholas Howell	566 Bret Kutansky	267 Bret Kutansky	706 Ryan Kutansky

Season High Scores - Continued

Women	254 Eve Klawiter	687 Eve Klawiter	275 Amelia Hernandez	695 Amelia Hernandez
	216 Jada Mocaby-Ankarlo	605 Jada Mocaby-Ankarlo	254 Eve Klawiter	687 Eve Klawiter
	212 Amelia Hernandez	455 Amelia Hernandez	243 Kristina Vincent	673 Kristina Vincent
	160 Kristina Vincent	424 Kristina Vincent	233 Jada Mocaby-Ankarlo	656 Jada Mocaby-Ankarlo
	111 Patricia Hernandez	277 Patricia Hernandez	226 Patricia Hernandez	622 Patricia Hernandez
Boys	233 Mason Bartos	626 Mason Bartos	280 Levi Negron	710 Mason Bartos
	204 Levi Negron	434 Levi Negron	261 Mason Bartos	649 Roy Kutansky
	145 Roy Kutansky	343 Roy Kutansky	247 Roy Kutansky	644 Levi Negron
Girls	257 Asia McClelland	616 Asia McClelland	273 Baylei Bartos	703 Baylei Bartos
	222 Baylei Bartos	550 Baylei Bartos	270 Asia McClelland	702 Emily Thiel
	192 Emily Thiel	537 Emily Thiel	247 Emily Thiel	678 Lauren Vincent
	182 Lauren Vincent	507 Lauren Vincent	239 Lauren Vincent	655 Asia McClelland
	167 Alyssa Taing	461 Alyssa Taing	233 Haadynn Downey	641 Alyssa Taing

**Season Game Over Average
Game - Avg=Difference**

**Season Series over Average
Series - Avg=Difference**

Men	205 - 124=81	Josh Hines	547 - 372=175	Josh Hines
	200 - 140=60	Andy Worden	543 - 420=123	Andy Worden
	215 - 159=56	Ryan Kutansky	566 - 459=107	Bret Kutansky
	207 - 153=54	Bret Kutansky	544 - 477=67	Ryan Kutansky
	256 - 206=50	Edwin Negron	680 - 618=62	Edwin Negron
Women	212 - 150=62	Amelia Hernandez	455 - 393=62	Amelia Hernandez
	160 - 127=33	Kristina Vincent	424 - 381=43	Kristina Vincent
	254 - 229=25	Eve Klawiter	605 - 603=2	Jada Mocaby-Ankarlo
	111 - 92=19	Patricia Hernandez	277 - 276=1	Patricia Hernandez
Boys	204 - 135=69	Levi Negron	626 - 564=62	Mason Bartos
	233 - 188=45	Mason Bartos	343 - 318=25	Roy Kutansky
	145 - 106=39	Roy Kutansky	416 - 405=11	Levi Negron
Girls	222 - 163=59	Baylei Bartos	537 - 474=63	Emily Thiel
	257 - 205=52	Asia McClelland	550 - 489=61	Baylei Bartos
	192 - 158=34	Emily Thiel	507 - 468=39	Lauren Vincent
	182 - 156=26	Lauren Vincent	461 - 459=2	Alyssa Taing
	152 - 129=23	Haadynn Downey	616 - 615=1	Asia McClelland

Most Improved Average

Bowlers must have a minimum of 18 games to be listed for most improved average recognition.

Last Week's Top Scores

	<u>Team Scratch Game</u>	<u>Team Scratch Series</u>	<u>Team Handicap Game</u>	<u>Team Handicap Series</u>
	671 Yeah Thats Right	1941 Yeah Thats Right	892 Alley Cats	2612 Team 8
	648 Alley Cats	1853 Alley Cats	883 Team 8	2585 Alley Cats
	621 We Got Balls	1820 We Got Balls	864 Team 7	2540 We Got Balls
	<u>Scratch Game</u>	<u>Scratch Series</u>	<u>Handicap Game</u>	<u>Handicap Series</u>
Men	207 Bret Kutansky	568 Edwin Negron	267 Bret Kutansky	746 Bret Kutansky
	199 Edwin Negron	566 Bret Kutansky	241 Josh Hines	703 Josh Hines
	199 Nick Kafantoris	557 Nick Kafantoris	235 Nick Kafantoris	665 Nick Kafantoris
	192 Michael Mardis	514 Josh Hines	226 Chuck McClelland	625 Chuck McClelland
	178 Josh Hines	482 Michael Mardis	209 Michael Mardis	613 Jason Kremke
			209 Jason Kremke	
Women	216 Eve Klawiter	605 Jada Mocaby-Ankarlo	249 Amelia Hernandez	695 Amelia Hernandez
	216 Jada Mocaby-Ankarlo	596 Eve Klawiter	233 Kristina Vincent	656 Jada Mocaby-Ankarlo
	169 Amelia Hernandez	455 Amelia Hernandez	233 Jada Mocaby-Ankarlo	640 Kristina Vincent
	153 Kristina Vincent	400 Kristina Vincent	225 Eve Klawiter	623 Eve Klawiter
Boys	233 Mason Bartos	626 Mason Bartos	261 Mason Bartos	710 Mason Bartos
	154 Levi Negron	363 Levi Negron	229 Levi Negron	636 Roy Kutansky
	118 Roy Kutansky	339 Roy Kutansky	217 Roy Kutansky	588 Levi Negron

Last Week's Top Scores - Continued

Girls	200 Asia McClelland	537 Emily Thiel	247 Emily Thiel	702 Emily Thiel
	192 Emily Thiel	457 Asia McClelland	233 Haadynn Downey	630 Haadynn Downey
	180 Lauren Vincent	455 Lauren Vincent	233 Lauren Vincent	614 Lauren Vincent
	152 Haadynn Downey	398 Baylei Bartos	232 Asia McClelland	553 Asia McClelland
	142 Baylei Bartos	387 Haadynn Downey	187 Baylei Bartos	533 Baylei Bartos

Weekly Game Over Average
Game - Avg=Difference

Men	207 - 153=54	Bret Kutansky
	178 - 150=28	Josh Hines
	199 - 180=19	Nick Kafantoris
	149 - 134=15	Chuck McClelland
	39 - 34=5	Adrien Hernandez

Weekly Series over Average
Series - Avg=Difference

	566 - 459=107	Bret Kutansky
	514 - 450=64	Josh Hines
	557 - 540=17	Nick Kafantoris
	394 - 402=-8	Chuck McClelland
	83 - 102=-19	Adrien Hernandez

Women	169 - 131=38	Amelia Hernandez
	153 - 131=22	Kristina Vincent
	216 - 201=15	Jada Mocaby-Ankarlo
	216 - 209=7	Eve Klawiter

	455 - 393=62	Amelia Hernandez
	400 - 393=7	Kristina Vincent
	605 - 603=2	Jada Mocaby-Ankarlo
	596 - 627=-31	Eve Klawiter

Boys	233 - 188=45	Mason Bartos
	154 - 136=18	Levi Negron
	118 - 109=9	Roy Kutansky

	626 - 564=62	Mason Bartos
	339 - 327=12	Roy Kutansky
	363 - 408=-45	Levi Negron

Girls	192 - 158=34	Emily Thiel
	152 - 129=23	Haadynn Downey
	180 - 161=19	Lauren Vincent
	200 - 184=16	Asia McClelland
	142 - 170=-28	Baylei Bartos

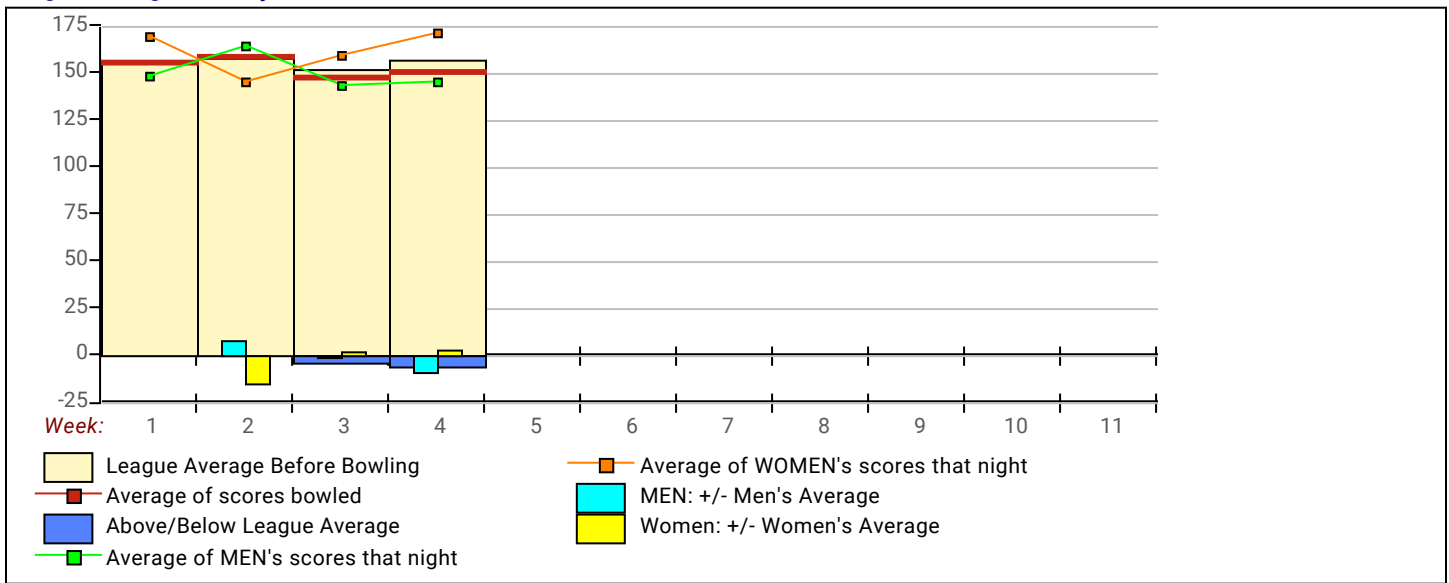
	537 - 474=63	Emily Thiel
	387 - 387=0	Haadynn Downey
	455 - 483=-28	Lauren Vincent
	457 - 552=-95	Asia McClelland
	398 - 510=-112	Baylei Bartos

Team Rosters

Name	True Average	HDCP	Pins	Gms	-1-	-2-	-3-	Total	HDCP Total	High Game	HDCP High Game	High Sers	HDCP Sers	To Raise Avg +1	To Drop Avg -1	200's	600's	Most Improved Avg +/-
1 - High Schoolers Lane 30 HDCP=257 Avg=593																		
Haadynn Downey	129.56	81	1166	9	101	152	134	387	630	155	233	450	639	394	381	--	--	
Carson Fabion	110.00	99	330	3	a95	a95	a95	285	582	139	238	330	627	336	329	--	--	
Baylei Bartos	161.25	53	1935	12	142	140	116	398	533	222	273	550	703	495	479	2	--	
Mason Bartos	193.50	24	2322	12	233	212	181	626	710	233	261	626	710	588	572	5	2	
Alyssa Taing	153.67	60	461	3				0	0	167	227	461	641	463	456	--	--	
Nicholas Howell	201.33	17	604	3				0	0	213	230	604	655	608	601	2	1	
2 - Yeah Thats Right Lane 26 HDCP=190 Avg=668																		
Andy Worden	150.11	63	1351	9	124	127	137	388	550	200	272	543	759	461	448	1	--	
Nick Kafantoris	182.00	34	2184	12	199	193	165	557	665	243	256	616	665	561	545	2	1	
Josh Hines	155.83	58	1870	12	159	178	177	514	703	205	291	547	805	470	454	1	--	
Michael Mardis	181.00	35	1086	6	141	149	192	482	533	245	262	604	655	552	542	1	1	
3 - Alley Cats Lane 28 HDCP=241 Avg=611																		
VACANT	90	0	0	0	v120	v120	v120	360	630	0		0				--	--	
VACANT	90	0	0	0	v120	v120	v120	360	630	0		0				--	--	
Eve Klawiter	206.83	12	2482	12	189	191	216	596	623	254	254	687	687	623	607	7	2	
Emily Thiel	165.11	49	1486	9	153	192	192	537	702	192	247	537	702	506	493	--	--	
4 - We Got Balls Lane 29 HDCP=241 Avg=611																		
VACANT	90	0	0	0	v120	v120	v120	360	630	0		0				--	--	
Kristina Vincent	132.17	79	1586	12	153	121	126	400	640	160	243	424	673	409	393	--	--	
Lauren Vincent	158.83	55	1906	12	122	153	180	455	614	182	239	507	678	479	463	--	--	
Jada K. Mocaby-Ankarlo	201.67	17	1210	6	216	194	195	605	656	216	233	605	656	608	598	3	2	
5 - Team 5 Lane 31 HDCP=267 Avg=583																		
VACANT	90	0	0	0	v120	v120	v120	360	630	0		0				--	--	
VACANT	90	0	0	0	v120	v120	v120	360	630	0		0				--	--	
Levi Negron	132.67	79	1592	12	103	106	154	363	588	204	280	434	644	403	387	1	--	
Edwin Negron	211.92	8	2543	12	174	195	199	568	568	256	268	680	716	637	621	7	3	

Name	True			HDCP High HDCP High HDCP To Raise To Drop													Most Improved	
	Average	HDCP	Pins Gms	-1-	-2-	-3-	Total	Total	Game	Game	Sers	Sers	Sers	Avg +1	Avg -1	200's	600's	Avg +/-
6 - Split Lickers Lane 25 HDCP=404 Avg=429																		
Amelia Hernandez	136.25	75	1635	12	149	137	169	455	695	212	275	455	695	420	404	1	--	
Adrien Hernandez	32.67	169	392	12	19	39	25	83	584	48	211	118	607	103	87	--	--	
Patricia Hernandez	92.33	115	277	3	a77	a77	a77	231	576	111	226	277	622	281	274	--	--	
Xavier Triplett	169.75	45	2037	12	121	144	169	434	545	212	254	563	689	513	497	3	--	
7 - Team 7 Lane 24 HDCP=297 Avg=549																		
VACANT	90	0	0	v120	v120	v120	360	630	0		0					--	--	
VACANT	90	0	0	v120	v120	v120	360	630	0		0					--	--	
Asia McClelland	176.50	39	2118	12	200	119	138	457	553	257	270	616	655	537	521	3	1	
Chuck McClelland	133.33	78	1600	12	135	110	149	394	625	164	242	406	640	410	394	--	--	
8 - Team 8 Lane 27 HDCP=286 Avg=562																		
VACANT	90	0	0	v120	v120	v120	360	630	0		0					--	--	
Ryan Kutansky	170.50	45	1023	6	a155	a155	a155	465	600	215	269	544	706	516	506	1	--	
Roy Kutansky	110.25	99	1323	12	118	114	107	339	636	145	247	343	649	342	326	--	--	
Bret Kutansky	162.25	52	1947	12	187	172	207	566	746	207	267	566	746	498	482	1	--	
9 - Team 9 Lane 32 HDCP=351 Avg=489																		
VACANT	90	0	0	v120	v120	v120	360	630	0		0					--	--	
VACANT	90	0	0	v120	v120	v120	360	630	0		0					--	--	
VACANT	90	0	0	v120	v120	v120	360	630	0		0					--	--	
Jason Kremke	129.78	81	1168	9	117	130	129	376	613	153	226	415	634	392	379	--	--	
10 - BEAT TEAM AVG -40 Lane 23 HDCP=0 Avg=0																		

League Average Week-by-Week



Alphabetical List of Regular Team Members

Men Division 1: Division 1

Name	True			High High To Raise To Drop													Most Improved	
	Average	Pins Gms		-1-	-2-	-3-	Total	Game	Sers	To Raise	To Drop	150's	175's	200's	Avg +/-			
Carson Fabion	110.00	330	3	a95	a95	a95	285	139	330	336	329	--	--	--				
Adrien Hernandez	32.67	392	12	19	39	25	83	48	118	103	87	--	--	--				
Josh Hines	155.83	1870	12	159	178	177	514	205	547	470	454	4	3	1				
Nicholas Howell	201.33	604	3				0	213	604	608	601	--	1	2				
Nick Kafantoris	182.00	2184	12	199	193	165	557	243	616	561	545	6	4	2				
Jason Kremke	129.78	1168	9	117	130	129	376	153	415	392	379	1	--	--				
Bret Kutansky	162.25	1947	12	187	172	207	566	207	566	498	482	2	4	1				
Ryan Kutansky	170.50	1023	6	a155	a155	a155	465	215	544	516	506	3	1	1				
Michael Mardis	181.00	1086	6	141	149	192	482	245	604	552	542	--	3	1				
Chuck McClelland	133.33	1600	12	135	110	149	394	164	406	410	394	2	--	--				
Edwin Negron	211.92	2543	12	174	195	199	568	256	680	637	621	2	3	7				
Xavier Triplett	169.75	2037	12	121	144	169	434	212	563	513	497	3	2	3				
Andy Worden	150.11	1351	9	124	127	137	388	200	543	461	448	3	1	1				

Name	True Average	Pins	Gms	-1-	-2-	-3-	Total	High Game	High Sers	To Raise Avg +1	To Drop Avg -1	150's	175's	200's	Most Improved Avg +/-
👩 Women Division 1: Division1															
Name	True Average	Pins	Gms	-1-	-2-	-3-	Total	High Game	High Sers	To Raise Avg +1	To Drop Avg -1	150's	175's	200's	Most Improved Avg +/-
Amelia Hernandez	136.25	1635	12	149	137	169	455	212	455	420	404	2	--	1	
Patricia Hernandez	92.33	277	3	a77	a77	a77	231	111	277	281	274	--	--	--	
Eve Klawiter	206.83	2482	12	189	191	216	596	254	687	623	607	1	4	7	
Jada K. Mocaby-Ankarl	201.67	1210	6	216	194	195	605	216	605	608	598	--	3	3	
Kristina Vincent	132.17	1586	12	153	121	126	400	160	424	409	393	2	--	--	

Name	True Average	Pins	Gms	-1-	-2-	-3-	Total	High Game	High Sers	To Raise Avg +1	To Drop Avg -1	150's	175's	200's	Most Improved Avg +/-
👦 Boys Division 1: Division1															
Name	True Average	Pins	Gms	-1-	-2-	-3-	Total	High Game	High Sers	To Raise Avg +1	To Drop Avg -1	150's	175's	200's	Most Improved Avg +/-
Mason Bartos	193.50	2322	12	233	212	181	626	233	626	588	572	3	4	5	
Roy Kutansky	110.25	1323	12	118	114	107	339	145	343	342	326	--	--	--	
Levi Negron	132.67	1592	12	103	106	154	363	204	434	403	387	2	--	1	

Name	True Average	Pins	Gms	-1-	-2-	-3-	Total	High Game	High Sers	To Raise Avg +1	To Drop Avg -1	150's	175's	200's	Most Improved Avg +/-
👧 Girls Division 1: Division1															
Name	True Average	Pins	Gms	-1-	-2-	-3-	Total	High Game	High Sers	To Raise Avg +1	To Drop Avg -1	150's	175's	200's	Most Improved Avg +/-
Baylei Bartos	161.25	1935	12	142	140	116	398	222	550	495	479	3	2	2	
Haadynn Downey	129.56	1166	9	101	152	134	387	155	450	394	381	3	--	--	
Asia McClelland	176.50	2118	12	200	119	138	457	257	616	537	521	6	1	3	
Alyssa Taing	153.67	461	3				0	167	461	463	456	1	--	--	
Emily Thiel	165.11	1486	9	153	192	192	537	192	537	506	493	5	3	--	
Lauren Vincent	158.83	1906	12	122	153	180	455	182	507	479	463	7	2	--	

GAME 1 \$ _____ GAME 2 \$ _____


You may edit, add or remove the messages for the standing sheet on the Standing Sheet Setup (Setup > Reports > Standings)
 When you edit the messages, be sure to remove or type over these instructions



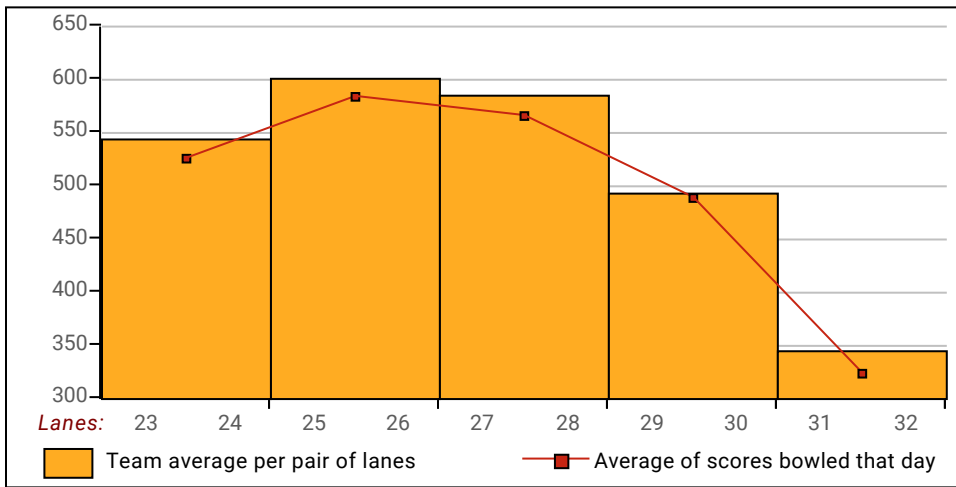
This Week's Statistics

	<u>Over All</u>	<u>Men</u>	<u>Women</u>	<u>Boys</u>	<u>Girls</u>
How many people bowled	22	10	4	3	5
Number of games bowled	66	30	12	9	15
Actual average of week's scores	151.21	145.40	171.33	147.56	148.93
How many games above average	28	11	6	5	6
How many games below average	38	19	6	4	9
Pins above/below average per game	-5.52	-8.70	3.33	3.22	-11.47
How many people raised average	8	3	2	2	1
by this amount	4.20	5.06	2.76	2.99	6.94
How many people went down	13	7	1	1	4
by this amount	-6.00	-7.31	-2.72	-3.89	-5.06
League average before bowling	157.16	154.46	168.53	144.78	160.91
League average after bowling	155.15	150.86	169.23	145.47	158.25
Change in league average	-2.02	-3.60	0.70	0.69	-2.66

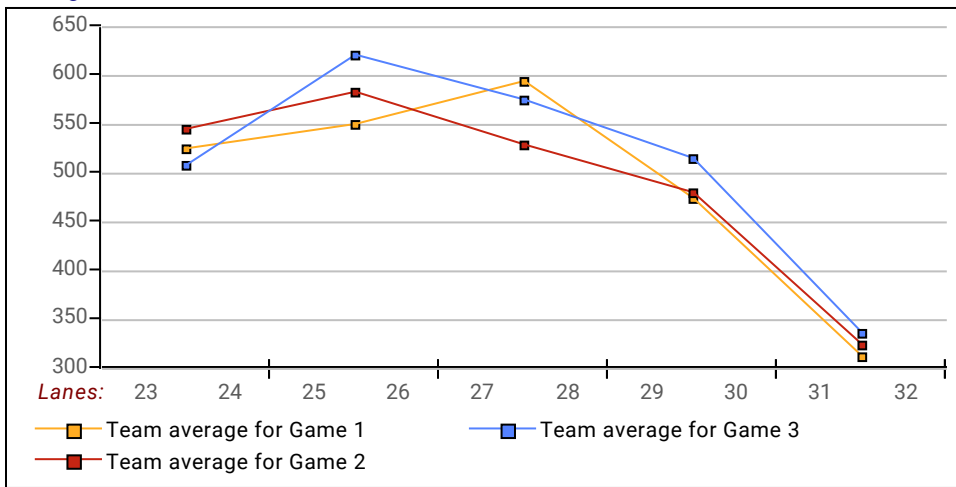
800s	--	--	--	--	--
775s	--	--	--	--	--
750s	--	--	--	--	--
725s	--	--	--	--	--
700s	--	--	--	--	--
675s	--	--	--	--	--
650s	--	--	--	--	--
625s	1	--	--	1	--
600s	1	--	1	--	--
575s	1	--	1	--	--
550s	3	3	--	--	--
525s	1	--	--	--	1
500s	1	1	--	--	--
475s	1	1	--	--	--
450s	3	--	1	--	2
425s	1	1	--	--	--
400s	1	--	1	--	--
below 400	8	4	--	2	2
300s	--	--	--	--	--
275s	--	--	--	--	--
250s	--	--	--	--	--
225s	1	--	--	1	--
200s	5	1	2	1	1
175s	16	8	4	1	3
150s	11	5	2	1	3
125s	16	9	3	--	4
100s	14	4	1	5	4
below 100	3	3	--	--	--



Team Average vs Avg of Scores



Average of Scores for Each Game



Amount Over/Under Team Average

