



2024 Storm/Roto Grip/900 Global Doubles

Thursday 10:00 am

6/20/2024 Week 4 of 11

Lanes 1 - 18

Inman's Bowling & Fun Center

View Standings on the Web

Visit LeagueSecretary.com - This league's ID number is 120521
View standings, bowler history, statistics and more. Also check out the Mobile App.



HOUSE JACKPOTS: \$2 House Mystery, \$3 Strike It Rich, \$5 Stay 30 Clean
 =====
 SHOP BOWLING EQUIPMENT www.AboveAllBowling.com PROMO CODE: INMANS5
 *BOWL-OUTS Call ahead to schedule. Mon,Tues,Thurs 10a-5p or 9p-11p.
 Wed+Sat 10a-5p, Sun 12p-5p. Times Subject To Change Based on Business.
 ===== U P C O M I N G T O U R N A M E N T S =====
www.ShaunsTournaments.com & www.Facebook.com/ShausTournaments
 ADULTS W I N C A S H & YOUTH W I N S C H O L A R S H I P
 -King of the Hill Summer Series Friday's 10pm May 24 - Aug. 16

Lane Assignments

	1-2	3-4	5-6	7-8	9-10	11-12	13-14	15-16	17-18
Wk05 06/27	14- 1	4- 16	6- 17	8- 13	10- 15	12- 18	7- 2	9- 3	5- 11
Wk06 07/11	6- 16	1- 17	4- 14	10- 18	12- 13	8- 15	9- 5	11- 2	3- 7
Wk07 07/18	4- 17	6- 14	1- 16	12- 15	8- 18	10- 13	11- 3	7- 5	2- 9

Team Standings

Place	Lane	#	Team Name	Points Won	Points Lost	%Won	Scratch Pins	Pins + HDCP	Team Avg	High Game	HDCP Game	High Sers	HDCP Sers	Year-To-Date WON	Y-T-D LOST
1	11	12	Team 12	22	6	78.6	2811	5460	233	338	557	815	1472	22	6
2	14	2	Team 2	21	7	75.0	4605	5340	383	445	514	1227	1434	21	7
3	17	5	Team 5	21	7	75.0	1592	5192	138	153	465	450	1338	21	7
4	10	15	Chi Town	19	9	67.9	3208	5488	267	316	502	841	1399	19	9
5	18	11	Team 11	18	10	64.3	2334	5367	194	259	514	690	1455	18	10
6	2	1	Fat Rocco & Slim Louie	18	10	64.3	3512	5306	302	339	491	922	1378	18	10
7	8	13	Half Tank	17	11	60.7	3689	5324	307	345	479	948	1365	17	11
8	1	14	Team 14	16	12	57.1	1995	5148	166	200	462	531	1317	16	12
9	7	8	The Bear's Den	14	14	50.0	3610	5239	300	373	511	938	1352	14	14
10	4	16	AA	14	14	50.0	3685	4999	306	394	496	1024	1330	14	14
11	5	6	I Don't Know	10	18	35.7	3426	5040	285	371	495	956	1328	10	18
12	15	9	Team 9	9	19	32.1	3166	3895	343	416	501	1078	1333	9	19
13	9	10	Triple Digits	9	19	32.1	3555	3798	394	472	493	1332	1395	9	19
14	6	17	Team 17	7	21	25.0	2645	3974	298	345	494	899	1346	7	21
15	13	7	Sweet + Sour Cookies	6	22	21.4	1495	2653	248	314	507	755	1334	6	22
16	16	3	Back in Black	5	23	17.9	945	1332	314	346	475	945	1332	5	23
17	3	4	Mean Green	2	26	7.1	1977	3780	219	277	473	733	1321	2	26
18	12	18	BEAT OWN AVG -30	0	0	0	0	0	0	0	0	0	0	0	0

Review of Last Week's Bowling.....

Lanes	Team Name	HDCP -1-	HDCP -2-	HDCP -3-	HDCP Total	Last Wk WON	Team Name	HDCP -1-	HDCP -2-	HDCP -3-	HDCP Total	Last Wk WON	
1-2	Sweet + Sour Cookies	0	0	0	0	0	<--->	Team 9	420	416	455	1291	7
3-4	Half Tank	466	409	426	1301	2	<--->	Chi Town	456	461	458	1375	5
5-6	BEAT OWN AVG -30	0	0	0	0	0	<--->	Team 11	495	446	514	1455	7
7-8	AA	384	366	413	1163	2	<--->	Team 14	439	423	408	1270	5
9-10	Back in Black	0	0	0	0	0	<--->	Team 2	411	391	418	1220	2
11-12	Team 17	0	0	0	0	0	<--->	Team 5	440	401	413	1254	5
13-14	Fat Rocco & Slim Louie	471	427	440	1338	7	<--->	Mean Green	0	0	0	0	0
15-16	The Bear's Den	362	467	418	1247	3	<--->	Triple Digits	386	383	450	1219	4
17-18	Team 12	408	436	439	1283	5	<--->	I Don't Know	439	434	394	1267	2

Individual High Averages

Men	Women	Boys	Girls
226.00 Ben De St Jean	181.22 Chrystal Ziegler	147.08 Leland Sode	85.83 Sophia Kuckie
215.50 Bill Gray	163.33 Susan Kuckie	138.42 Oliver Wood	
213.78 Mark Crowe	142.00 Cathy Tomaga	108.89 Camren Daghy	
191.22 Tim Eiler	136.25 Jill Ponce	81.67 Joseph Foor	

<u>High Avg</u>		<u>High Avg</u>		<u>High Avg</u>		<u>High Avg</u>	
190.42	Stephen Edge	134.50	Carlie Allen	71.92	Wyatt Born		
189.33	Derrick Calmbac	110.42	Cheryl Edge				
176.00	Jedidiah Ziegler	108.25	Amy Cobb				
172.58	David Allen	84.00	Callie Daghy				
168.25	Aaron Johnson-Ar	72.89	Glorianna De St J				
165.42	Stan Lobodzinski						

Season High Scores

<u>Team Scratch Game</u>		<u>Team Scratch Series</u>		<u>Team Handicap Game</u>		<u>Team Handicap Series</u>	
472	Triple Digits	1332	Triple Digits	557	Team 12	1472	Team 12
445	Team 2	1227	Team 2	514	Team 2	1455	Team 11
416	Team 9	1078	Team 9	514	Team 11	1434	Team 2

	<u>Scratch Game</u>		<u>Scratch Series</u>		<u>Handicap Game</u>		<u>Handicap Series</u>	
Men	278	Ben De St Jean	726	Mark Crowe	304	Ryan Born	802	Bill Gray
	268	Bill Gray	715	Bill Gray	297	Bill Gray	786	Ryan Born
	267	David Allen	693	Ben De St Jean	291	Aaron Johnson-Arnold	781	Tim Vandaveer
	251	Aaron Johnson-Arnold	610	Stephen Edge	290	David Allen	755	Gerald McClurge
	247	Stephen Edge	601	David Allen	278	Ben De St Jean	726	Mark Crowe
Women	236	Susan Kuckie	606	Chrystal Ziegler	306	Susan Kuckie	736	Susan Kuckie
	226	Chrystal Ziegler	526	Susan Kuckie	275	Amy Cobb	729	Cathy Tomaga
	184	Cathy Tomaga	468	Cathy Tomaga	271	Cathy Tomaga	721	Amy Cobb
	170	Jill Ponce	441	Jill Ponce	257	Cheryl Edge	703	Cheryl Edge
	157	Carlie Allen	428	Carlie Allen	250	Callie Daghy	676	Glorianna De St Jean
Boys	210	Leland Sode	494	Leland Sode	267	Leland Sode	719	Oliver Wood
	169	Oliver Wood	462	Oliver Wood	256	Oliver Wood	693	Camren Daghy
	123	Camren Daghy	360	Camren Daghy	255	Wyatt Born	686	Wyatt Born
	104	Wyatt Born	255	Joseph Foor	235	Joseph Foor	679	Joseph Foor
	93	Joseph Foor	239	Wyatt Born	234	Camren Daghy	665	Leland Sode
Girls	108	Sophia Kuckie	286	Sophia Kuckie	231	Sophia Kuckie	655	Sophia Kuckie

Season Game Over Average
Game - Avg=Difference

Season Series over Average
Series - Avg=Difference

Men	234 - 151=83	Ryan Born	715 - 582=133	Bill Gray
	268 - 194=74	Bill Gray	406 - 279=127	Tim Vandaveer
	251 - 182=69	Aaron Johnson-Arnold	576 - 453=123	Ryan Born
	267 - 200=67	David Allen	533 - 441=92	Gerald McClurge
	151 - 93=58	Tim Vandaveer	459 - 399=60	Justin Brinkley
			306 - 246=60	Alex Vandaveer
Women	236 - 151=85	Susan Kuckie	526 - 453=73	Susan Kuckie
	153 - 96=57	Amy Cobb	468 - 399=69	Cathy Tomaga
	184 - 133=51	Cathy Tomaga	355 - 288=67	Amy Cobb
	149 - 111=38	Cheryl Edge	358 - 309=49	Cheryl Edge
	117 - 84=33	Callie Daghy	229 - 204=25	Glorianna De St Jean
Boys	210 - 164=46	Leland Sode	458 - 399=59	Oliver Wood
	103 - 64=39	Wyatt Born	360 - 324=36	Camren Daghy
	169 - 133=36	Oliver Wood	239 - 204=35	Wyatt Born
	93 - 75=18	Joseph Foor	253 - 225=28	Joseph Foor
	123 - 108=15	Camren Daghy	494 - 492=2	Leland Sode
Girls	108 - 95=13	Sophia Kuckie	286 - 285=1	Sophia Kuckie

Most Improved Average

Men	194 to 215.50 =+21.50	Bill Gray	141 to 162.33 =+21.33	Ryan Born	145 to 159.08 =+14.08	Gerald McClurge
	131 to 140.22 = +9.22	Justin Brinkley	82 to 90.25 = +8.25	Alex Vandaveer	160 to 162.33 = +2.33	Alexander Janke
Women	151 to 163.33 =+12.33	Susan Kuckie	96 to 108.25 =+12.25	Amy Cobb	103 to 110.42 = +7.42	Cheryl Edge
	136 to 142.00 = +6.00	Cathy Tomaga	68 to 72.89 = +4.89	Glorianna De St J	84 to 84.00 = 0.00	Callie Daghy
Boys	64 to 71.92 = +7.92	Wyatt Born	75 to 81.67 = +6.67	Joseph Foor	108 to 108.89 = +0.89	Camren Daghy
	154 to 138.42 =-15.58	Oliver Wood	164 to 147.08 =-16.92	Leland Sode	to =	James Wilson
Girls	95 to 85.83 = -9.17	Sophia Kuckie	to =	Skylar Trail	to =	Naomi Brown

Last Week's Top Scores

<u>Team Scratch Game</u>	<u>Team Scratch Series</u>	<u>Team Handicap Game</u>	<u>Team Handicap Series</u>
--------------------------	----------------------------	---------------------------	-----------------------------

Team Scratch Game		Team Scratch Series		Team Handicap Game		Team Handicap Series	
411	Triple Digits	1102	Triple Digits	514	Team 11	1455	Team 11
382	Team 9	1072	Team 9	471	Fat Rocco & Slim Louie	1375	Chi Town
365	Team 2	1061	Team 2	467	The Bear's Den	1338	Fat Rocco & Slim L
Scratch Game		Scratch Series		Handicap Game		Handicap Series	
Men	231 Mark Crowe	610	Bill Gray	276	Tim Vandaveer	781	Tim Vandaveer
	213 Stephen Edge	588	Mark Crowe	265	Justin Brinkley	720	Justin Brinkley
	211 Bill Gray	546	Stephen Edge	243	Stephen Edge	682	Gerald McClurge
	199 Tim Eiler	544	Tim Eiler	238	Alex Vandaveer	674	Alex Vandaveer
	183 Jedidiah Ziegler	528	Jedidiah Ziegler	235	Gerald McClurge	666	Jedidiah Ziegler
Women	180 Chrystal Ziegler	514	Chrystal Ziegler	251	Cathy Tomaga	693	Amy Cobb
	172 Cathy Tomaga	433	Cathy Tomaga	240	Amy Cobb	670	Cathy Tomaga
	143 Jill Ponce	383	Carlie Allen	224	Cheryl Edge	635	Carlie Allen
	129 Carlie Allen	382	Jill Ponce	224	Jill Ponce	625	Chrystal Ziegler
	126 Amy Cobb	351	Amy Cobb	217	Chrystal Ziegler	625	Jill Ponce
Boys	169 Oliver Wood	458	Oliver Wood	256	Oliver Wood	719	Oliver Wood
	130 Leland Sode	353	Leland Sode	227	Wyatt Born	648	Wyatt Born
	120 Camren Daghy	294	Camren Daghy	225	Camren Daghy	609	Camren Daghy
	82 Wyatt Born	213	Wyatt Born	195	Leland Sode	548	Leland Sode

Weekly Game Over Average
Game - Avg=Difference

Men	151 - 93=58	Tim Vandaveer
	178 - 133=45	Justin Brinkley
	213 - 193=20	Stephen Edge
	108 - 88=20	Alex Vandaveer
	171 - 157=14	Gerald McClurge
Women	172 - 141=31	Cathy Tomaga
	126 - 105=21	Amy Cobb
	119 - 114=5	Cheryl Edge
	143 - 139=4	Jill Ponce
	180 - 186=-6	Chrystal Ziegler
Boys	169 - 133=36	Oliver Wood
	82 - 72=10	Wyatt Born
	120 - 114=6	Camren Daghy
	130 - 156=-26	Leland Sode

Weekly Series over Average
Series - Avg=Difference

	406 - 279=127	Tim Vandaveer
	459 - 399=60	Justin Brinkley
	284 - 264=20	Alex Vandaveer
	490 - 471=19	Gerald McClurge
	528 - 528=0	Jedidiah Ziegler
	351 - 315=36	Amy Cobb
	433 - 423=10	Cathy Tomaga
	383 - 408=-25	Carlie Allen
	382 - 417=-35	Jill Ponce
	514 - 558=-44	Chrystal Ziegler
	458 - 399=59	Oliver Wood
	213 - 216=-3	Wyatt Born
	294 - 342=-48	Camren Daghy
	353 - 468=-115	Leland Sode

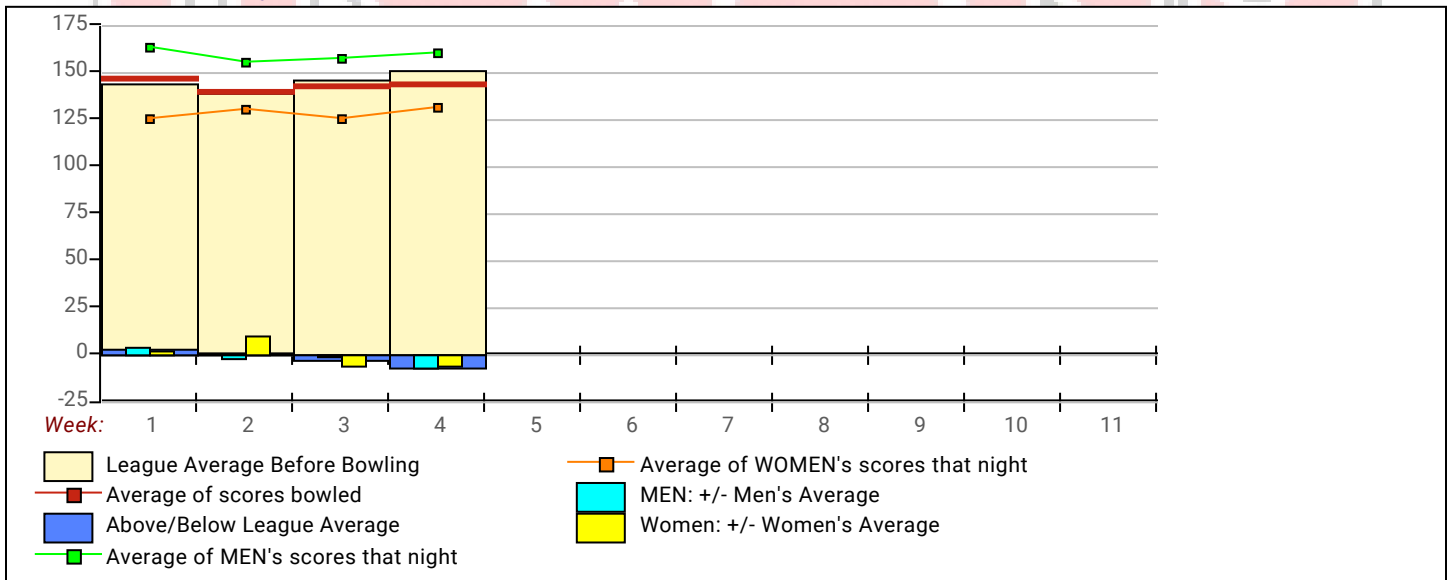


Team Rosters

Name	True				HDCP High HDCP High HDCP To Raise To Drop								Most Improved						
	Average	HDCP	Pins	Gms	-1-	-2-	-3-	Total	Total	Game	Game	Sers	Sers	Avg +1	Avg -1	225's	700's	Avg	+/-
1 - Fat Rocco & Slim Louie	Lane 2 HDCP=139 Avg=302																		
Alexander Janke	162.33	59	1461	9	a147	a147	a147	441	618	192	253	512	701	495	482	--	--	160	+2.33
Justin Brinkley	140.22	80	1262	9	178	134	147	459	720	178	265	459	720	430	417	--	--	131	+9.22
2 - Team 2	Lane 14 HDCP=63 Avg=383																		
Aaron Johnson-Arnold	168.25	54	2019	12	160	127	164	451	595	251	291	548	668	516	500	1	--	182	-13.75
Bill E. Gray	215.50	9	2586	12	198	211	201	610	625	268	297	715	802	654	638	4	1	194	+21.50
3 - Back in Black	Lane 16 HDCP=129 Avg=314																		
Derrick Calmbacher	189.33	34	568	3	a174	a174	a174	522	624	205	239	568	670	572	565	--	--	189	+0.33
Keenan Miller	125.67	95	377	3	a110	a110	a110	330	615	146	241	377	662	379	372	--	--	125	+0.67
4 - Mean Green	Lane 3 HDCP=218 Avg=219																		
Joseph Foor	81.67	136	735	9	a66	a66	a66	198	606	93	235	255	679	249	236	--	--	75	+6.67
Nathan Foor	138.00	82	1242	9	a123	a123	a123	369	615	202	256	506	668	426	413	--	--	168	-30.00
5 - Team 5	Lane 17 HDCP=296 Avg=138																		
VACANT	185	0	0	v30	v30	v30	90	645	0		0					--	--		
Camren Daghy	108.89	111	980	9	120	81	93	294	609	123	234	360	693	328	315	--	--	108	+0.89
6 - I Don't Know	Lane 5 HDCP=156 Avg=285																		
Oliver Wood	138.42	82	1661	12	157	169	132	458	719	169	256	462	719	424	408	--	--	154	-15.58
Leland Sode	147.08	74	1765	12	130	113	110	353	548	210	267	494	665	455	439	--	--	164	-16.92

Name	True			HDCP High HDCP High HDCP To Raise To Drop													Most Improved		
	Average	HDCP	Pins Gms	-1-	-2-	-3-	Total	Total	Game	Game	Sers	Sers	Sers	Avg +1	Avg -1	225's	700's	Avg	+/-
7 - Sweet + Sour Cookies Lane 13 HDCP=191 Avg=248																			
Sophia Kuckie	85.83	133	515	6	a70	a70	a70	210	609	108	231	286	655	259	249	--	--	95	-9.17
Susan Kuckie	163.33	58	980	6	a148	a148	a148	444	618	236	306	526	736	496	486	1	--	151	+12.33
8 - The Bear's Den Lane 7 HDCP=142 Avg=300																			
Cheryl Edge	110.42	109	1325	12	77	119	100	296	611	149	257	361	703	340	324	--	--	103	+7.42
Stephen Edge	190.42	33	2285	12	150	213	183	546	636	247	267	610	670	580	564	1	--	203	-12.58
9 - Team 9 Lane 15 HDCP=101 Avg=343																			
Tim Eiler	191.22	32	1721	9	167	178	199	544	625	233	256	600	669	583	570	1	--	200	-8.78
Michael Zuzock	152.83	69	917	6				0	0	192	254	478	664	460	450	--	--	159	-6.17
Jedidiah Ziegler	176.00	46	528	3	180	165	183	528	666	183	229	528	666	534	527	--	--	176	0.00
10 - Triple Digits Lane 9 HDCP=52 Avg=394																			
Chrystal Ziegler	181.22	41	1631	9	169	165	180	514	625	226	247	606	669	553	540	1	--	202	-20.78
Mark Crowe	213.78	11	1924	9	178	179	231	588	594	246	246	726	726	644	631	4	1	242	-28.22
11 - Team 11 Lane 18 HDCP=242 Avg=194																			
Tim Vandaveer	104.25	114	1251	12	139	116	151	406	781	151	276	406	781	324	308	--	--	104	+0.25
Alex Vandaveer	90.25	128	1083	12	101	75	108	284	674	128	263	306	711	282	266	--	--	82	+8.25
12 - Team 12 Lane 11 HDCP=205 Avg=233																			
Wyatt Born	71.92	146	863	12	65	82	66	213	648	104	255	239	686	217	201	--	--	64	+7.92
Ryan Born	162.33	59	1948	12	141	152	171	464	635	234	304	576	786	497	481	1	--	141	+21.33
13 - Half Tank Lane 8 HDCP=135 Avg=307																			
Cathy Tomaga	142.00	78	1704	12	172	135	126	433	670	184	271	468	729	441	425	--	--	136	+6.00
Stan Lobodzinski	165.42	57	1985	12	161	141	167	469	631	196	251	554	719	505	489	--	--	167	-1.58
14 - Team 14 Lane 1 HDCP=269 Avg=166																			
VACANT		185	0	0	v30	v30	v30	90	645	0		0				--	--		
Jill Ponce	136.25	84	1635	12	143	127	112	382	625	170	247	441	672	420	404	--	--	143	-6.75
15 - Chi Town Lane 10 HDCP=173 Avg=267																			
Gerald McClurge	159.08	62	1909	12	171	157	162	490	682	191	265	533	755	491	475	--	--	145	+14.08
Amy Cobb	108.25	111	1299	12	107	126	118	351	693	153	275	355	721	336	320	--	--	96	+12.25
16 - AA Lane 4 HDCP=136 Avg=306																			
David Allen	172.58	50	2071	12	133	118	163	414	528	267	290	601	670	524	508	2	--	200	-27.42
Carlie Allen	134.50	86	1614	12	129	126	128	383	635	157	236	428	665	411	395	--	--	141	-6.50
17 - Team 17 Lane 6 HDCP=145 Avg=298																			
Glorianna De St Jean	72.89	145	656	9	a57	a57	a57	171	606	100	247	229	676	220	207	--	--	68	+4.89
Ben De St Jean	226.00	0	1356	6	a211	a211	a211	633	633	278	278	693	693	687	677	3	--	231	-5.00
18 - BEAT OWN AVG -30 Lane 12 HDCP=0 Avg=0																			

League Average Week-by-Week



Average List of Regular Team Members

 Men

Name	Pins	Gms	Avg
Ben De St Jean	1356	6	226
Bill E. Gray	2586	12	215
Mark Crowe	1924	9	213
Tim Eiler	1721	9	191
Stephen Edge	2285	12	190
Derrick Calmbacher	568	3	189
Jedidiah Ziegler	528	3	176
David Allen	2071	12	172
Aaron Johnson-Arnold	2019	12	168
Stan Lobodzinski	1985	12	165

Name	Pins	Gms	Avg
Alexander Janke	1461	9	162
Ryan Born	1948	12	162
Gerald McClurge	1909	12	159
Michael Zuzock	917	6	152
Justin Brinkley	1262	9	140
Nathan Foor	1242	9	138
Keenan Miller	377	3	125
Tim Vandaveer	1251	12	104
Alex Vandaveer	1083	12	90

 Women

Name	Pins	Gms	Avg
Chrystal Ziegler	1631	9	181
Susan Kuckie	980	6	163
Cathy Tomaga	1704	12	142
Jill Ponce	1635	12	136

Name	Pins	Gms	Avg
Carlie Allen	1614	12	134
Cheryl Edge	1325	12	110
Amy Cobb	1299	12	108
Glorianna De St Jean	656	9	72

 Boys

Name	Pins	Gms	Avg
Leland Sode	1765	12	147
Oliver Wood	1661	12	138
Camren Daghy	980	9	108

Name	Pins	Gms	Avg
Joseph Foor	735	9	81
Wyatt Born	863	12	71

 Girls


Name	Pins	Gms	Avg
Sophia Kuckie	515	6	85

Name	Pins	Gms	Avg

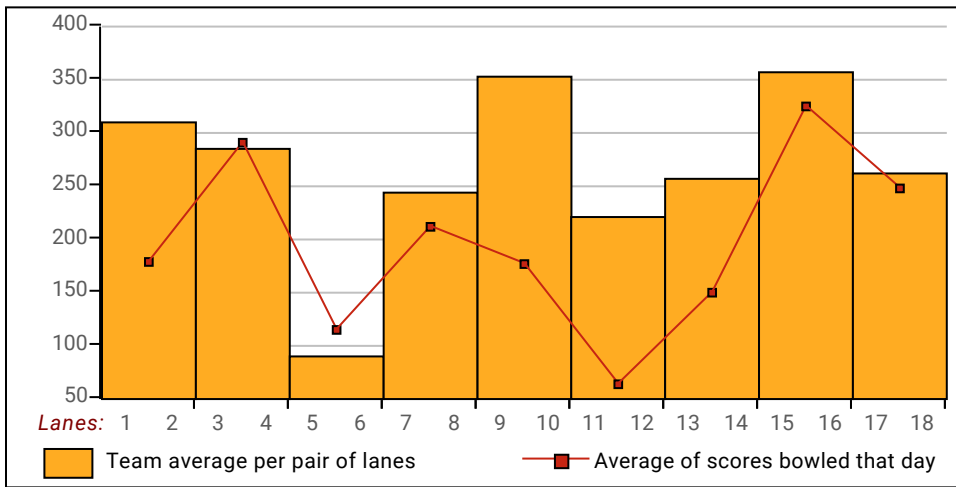
INMAN'S

This Week's Statistics

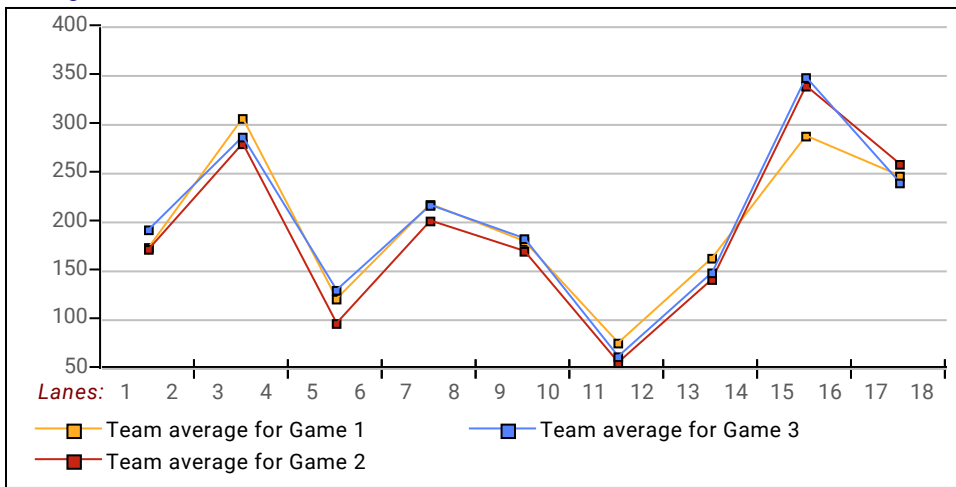
	Over All	Men	Women	Boys	Girls
How many people bowled	23	13	6	4	0
Number of games bowled	69	39	18	12	0
Actual average of week's scores	143.91	160.33	131.06	109.83	0.00
How many games above average	25	15	6	4	0
How many games below average	43	23	12	8	0
Pins above/below average per game	-6.91	-6.82	-5.78	-8.92	0.00
How many people raised average by this amount	7 4.01	4 4.91	2 1.85	1 4.75	-- 0.00
How many people went down by this amount	16 -4.97	9 -5.53	4 -3.53	3 -5.19	-- 0.00
League average before bowling	151.29	167.65	137.18	119.28	0.00
League average after bowling	149.05	165.33	135.44	116.58	0.00
Change in league average	-2.23	-2.32	-1.74	-2.70	0.00
800s	--	--	--	--	--
775s	--	--	--	--	--
750s	--	--	--	--	--
725s	--	--	--	--	--
700s	--	--	--	--	--
675s	--	--	--	--	--
650s	--	--	--	--	--
625s	--	--	--	--	--
600s	1	1	--	--	--
575s	1	1	--	--	--
550s	--	--	--	--	--
525s	3	3	--	--	--
500s	1	--	1	--	--
475s	1	1	--	--	--
450s	5	4	--	1	--
425s	1	--	1	--	--
400s	2	2	--	--	--
below 400	8	1	4	3	--
300s	--	--	--	--	--
275s	--	--	--	--	--
250s	--	--	--	--	--
225s	1	1	--	--	--
200s	3	3	--	--	--
175s	10	9	1	--	--
150s	19	14	3	2	--
125s	17	7	8	2	--
100s	12	4	5	3	--
below 100	7	1	1	5	--



Team Average vs Avg of Scores



Average of Scores for Each Game



Amount Over/Under Team Average

