

Mixed Classic Handicap

Wednesday 6:30 pm

Winnetka Bowl

Lanes 1 - 30

USBC Certification: Lane Certification: 8846

President: Karl Kurtz is on Lane 16

Secretary/Treasurer: Rusty Bryant is on Lane 7

Team Standings In Each Division

Place	#	Team Name	Points Won	Points Lost	Pins + HDCP	Place	#	Team Name	Points Won	Points Lost	Pins + HDCP
<i>National</i>						1	15	Team 15	10	5	15128
1	11	Team 11	11	4	15535	2	29	Team 29	10	5	14854
2	4	Degeneration Charlie	9	6	15834	3	26	Gutter XXX	9	6	15258
3	10	Team 10	9	6	15764	4	23	Team 23	9	6	14274
4	12	What The ?	9	6	15761	5	19	Team 19	8½	6½	14549
5	5	David Does Dallas	9	6	15486	6	17	Team 17	8	7	15810
6	9	Team 9	8	7	15376	7	16	Team 16	8	7	14973
7	14	Team 084	8	7	15241	8	22	Team 22	8	7	14960
8	3	Team 3	7½	7½	15374	9	28	Team 28	8	7	14418
9	8	Team 8	7	8	15571	10	25	"Hit 'Em"	7	8	14478
10	6	Boo Sheet 2.0	7	8	15404	11	24	Team 24	7	8	14431
11	2	Big Hands	6	9	16252	12	18	Older, But Still Damn Good 2.	6	9	15102
12	13	Where's Jacey?	5½	9½	15262	13	27	Team 27	6	9	15037
13	1	Team 1	5	10	15565	14	21	Going For The JV	6	9	14704
14	7	Team 7	4	11	15845	15	20	Gar-See-Ya	6	9	14450
<i>American</i>						16	30	Team 30	3½	11½	14094

Review of Last Week's Bowling.....

Lanes	Team Name	HDCP -1-	HDCP -2-	HDCP -3-	HDCP Total	Last Wk WON	Team Name	HDCP -1-	HDCP -2-	HDCP -3-	HDCP Total	Last Wk WON	
1-2	Big Hands	1078	981	1113	3172	2	<--->	Team 9	882	1062	1072	3016	1
3-4	Team 1	1007	1097	945	3049	1	<--->	Team 084	1092	1016	988	3096	2
5-6	Team 8	1044	901	1055	3000	1	<--->	Where's Jacey?	1052	992	999	3043	2
7-8	Team 10	1039	1143	956	3138	1	<--->	David Does Dallas	1045	977	1010	3032	2
9-10	What The ?	1209	1173	1065	3447	3	<--->	Team 7	1045	1075	1047	3167	0
11-12	Team 3	838	1034	1058	2930	1	<--->	Team 11	1081	1082	910	3073	2
13-14	Degeneration Charlie	1072	1030	1014	3116	2	<--->	Boo Sheet 2.0	966	1142	983	3091	1
15-16	Team 22	1042	1054	926	3022	2	<--->	Team 19	895	890	992	2777	1
17-18	Team 16	968	955	917	2840	1	<--->	Gutter XXX	992	1045	898	2935	2
19-20	Team 27	1054	900	945	2899	0	<--->	Team 15	1146	1043	1151	3340	3
21-22	Team 28	957	980	952	2889	2	<--->	Team 30	902	971	961	2834	1
23-24	Team 29	1106	982	971	3059	2	<--->	Older, But Still Damn	1024	976	1000	3000	1
25-26	Gar-See-Ya	1034	972	1100	3106	2	<--->	Team 17	1025	980	1064	3069	1
27-28	Team 24	1006	1079	1055	3140	3	<--->	Going For The JV	1001	907	1012	2920	0
29-30	Team 23	940	1021	816	2777	1	<--->	"Hit 'Em"	1093	961	920	2974	2

Lane Assignments

	<u>1-2</u>	<u>3-4</u>	<u>5-6</u>	<u>7-8</u>	<u>9-10</u>	<u>11-12</u>	<u>13-14</u>	<u>15-16</u>
Wk06 06/26	13-10	5-12	9-3	2-7	1-6	4-8	14-11	24-17
Wk07 07/03	6-8	9-7	4-10	1-11	3-14	13-5	12-2	29-25
Wk08 07/10	5-1	10-6	3-8	12-13	11-9	14-2	7-4	20-21
	<u>17-18</u>	<u>19-20</u>	<u>21-22</u>	<u>23-24</u>	<u>25-26</u>	<u>27-28</u>	<u>29-30</u>	
Wk06 06/26	23-27	26-30	18-15	20-28	29-22	19-25	16-21	
Wk07 07/03	21-30	18-23	26-20	22-15	24-28	17-16	27-19	
Wk08 07/10	25-15	16-28	22-23	24-26	19-18	29-27	30-17	

Strike Pot

334.00

Team Rosters

1 - Team 1 Lane 9 HDCP=0 Avg=1037

Name	Avg	HDCP	Pins	Gms	To Raise Avg +1	To Drop Avg -1	High Game	High Sers	HDCP Game	HDCP Sers	-1-	-2-	-3-	Total
Earl Enero	206	21	3103	15	623	604	269	679			269	212	198	679
David Palacio	203	24	3048	15	624	605	246	677			161	236	165	562
Rich Morrow Jr	202	25	2435	12	610	594	269	720			160	214	147	521
Johnny Rojas	204	23	3069	15	621	602	257	694			222	215	257	694
Justin Pluchino	222	7	3339	15	675	656	268	715			195	220	178	593

2 - Big Hands Lane 7 HDCP=0 Avg=1101

Name	Avg	HDCP	Pins	Gms	To Raise Avg +1	To Drop Avg -1	High Game	High Sers	HDCP Game	HDCP Sers	-1-	-2-	-3-	Total
Duane Koyano	221	8	3320	15	676	657	268	707			213	213	247	673
Setu Molia	210	18	3163	15	635	616	266	683			205	169	213	587
Jay Bejar Jr	222	7	3333	15	681	662	278	738			257	256	225	738
Scott Lemmen	220	9	1320	6	669	659	269	671						0
Rusty Bryant	228	1	3427	15	695	676	278	739			235	199	218	652

3 - Team 3 Lane 6 HDCP=0 Avg=1016

Name	Avg	HDCP	Pins	Gms	To Raise Avg +1	To Drop Avg -1	High Game	High Sers	HDCP Game	HDCP Sers	-1-	-2-	-3-	Total
Frank Chiodo	203	24	3048	15	624	605	238	648			207	238	192	637
Kraig Orosco	194	32	2332	12	593	577	268	646			135	167	235	537
Daniel Giegoldt	167	56	2004	12	516	500	224	587			149	214	224	587
Ardani Rodas	222	7	2666	12	679	663	276	753			192	186	195	573
Kyler Orosco	230	0	3460	15	698	679	279	750			155	229	212	596

4 - Degeneration Charlie Lane 11 HDCP=0 Avg=1051

Name	Avg	HDCP	Pins	Gms	To Raise Avg +1	To Drop Avg -1	High Game	High Sers	HDCP Game	HDCP Sers	-1-	-2-	-3-	Total
Tim Shope	221	8	3329	15	667	648	257	719			210	211	223	644
Henry Harris	207	20	3107	15	637	618	235	660			235	203	222	660
Shawn Switzer	196	30	2358	12	597	581	247	633			228	172	176	576
Jeremy Pearson	224	5	3365	15	685	666	278	718			200	199	234	633
Kevin Duran	203	24	3057	15	615	596	267	705			199	245	159	603

5 - David Does Dallas Lane 3 HDCP=0 Avg=1022

Name	Avg	HDCP	Pins	Gms	To Raise Avg +1	To Drop Avg -1	High Game	High Sers	HDCP Game	HDCP Sers	-1-	-2-	-3-	Total
Neema Khazaie	202	25	3035	15	619	600	265	715			192	170	203	565
David Molina	198	28	2980	15	602	583	258	684			172	184	171	527
Brent Brehm	185	40	2228	12	562	546	212	599			198	140	174	512
John Thoman	219	9	3294	15	666	647	255	695			212	246	200	658
Ryan Lunsford	218	10	3281	15	661	642	257	728			257	223	248	728

6 - Boo Sheet 2.0 Lane 10 HDCP=28 Avg=1005

Name	Avg	HDCP	Pins	Gms	To Raise Avg +1	To Drop Avg -1	High Game	High Sers	HDCP Game	HDCP Sers	-1-	-2-	-3-	Total
Anthony Sharpsteen	195	31	2926	15	602	583	242	654			205	192	179	576
Keith Krolak	192	34	2892	15	582	563	268	652			125	199	216	540
Joe Macklin	206	21	2476	12	629	613	247	645			186	220	205	611
Mike Wilson	204	23	1636	8	619	607	266	636						0
Tom Everitt	208	19	3127	15	635	616	278	679			191	244	185	620

7 - Team 7 Lane 8 HDCP=53 Avg=1042

Name	Avg	HDCP	Pins	Gms	To Raise Avg +1	To Drop Avg -1	High Game	High Sers	HDCP Game	HDCP Sers	-1-	-2-	-3-	Total
James Heylek	215	13	3230	15	658	639	257	682			173	256	221	650
Ted Nagy	197	29	2967	15	597	578	278	629			187	211	178	576
Sina Bonabi	201	26	3016	15	620	601	258	652			200	179	211	590
Adrian Pelayo	bk212	16	672	3	678	671	234	672						0
Blake Jozwiakowski	217	11	3039	14	667	649	279	757			279	195	206	680
David Feinberg	225	4	2700	12	690	674	289	737			206	234	231	671

8 - Team 8 Lane 12 HDCP=10 Avg=1039

Name	Avg	HDCP	Pins	Gms	To Raise Avg +1	To Drop Avg -1	High Game	High Sers	HDCP Game	HDCP Sers	-1-	-2-	-3-	Total
Jeremy Davis	227	2	2732	12	688	672	268	726			211	226	241	678
Darryl Epps	182	43	2188	12	557	541	228	574			164	166	200	530
Lon Gruen	216	12	3241	15	665	646	258	735			215	170	236	621
Bobby Ballard	bk197	29	0	0			0	0						0
Jesse Chastain	217	11	3269	15	655	636	276	687			276	168	215	659

9 - Team 9 Lane 5 HDCP=1 Avg=1014

Name	Avg	HDCP	Pins	Gms	To Raise Avg +1	To Drop Avg -1	High Game	High Sers	HDCP Game	HDCP Sers	-1-	-2-	-3-	Total
Jimmy Bridges	220	9	1982	9	670	657	268	715			148	211	230	589
Russell Ching	191	35	2877	15	579	560	233	612			156	156	223	535
Kevin Fatherree	164	59	2470	15	500	481	221	571			150	169	146	465
Gary Markowitz	220	9	2422	11	672	657	258	708			223	258	227	708
Howard Horowitz	219	9	3078	14	662	644	258	704			174	237	215	626

10 - Team 10 Lane 2 HDCP=0 Avg=1045

Name	Avg	HDCP	Pins	Gms	To Raise Avg +1	To Drop Avg -1	High Game	High Sers	HDCP Game	HDCP Sers	-1-	-2-	-3-	Total
Clinton Clark	213	15	3196	15	656	637	300	684			149	244	225	618
Ronnie Young Jr	216	12	3246	15	660	641	254	679			203	234	197	634
DeLeon Howard III	187	38	2815	15	569	550	236	597			227	202	151	580
Ellis Trotter	213	15	3209	15	643	624	280	728			235	246	179	660
Randall Williams	216	12	3250	15	656	637	300	782			225	217	204	646

11 - Team 11 Lane 14 HDCP=14 Avg=959

Name	Avg	HDCP	Pins	Gms	To Raise Avg +1	To Drop Avg -1	High Game	High Sers	HDCP Game	HDCP Sers	-1-	-2-	-3-	Total
Jay Cotton	187	38	1126	6	566	556	235	593			211	235	147	593
Ellis Starks	179	45	2158	12	542	526	222	565			201	222	142	565
Paul Chong	175	49	1051	6	533	523	227	556			134	182	179	495
Alex Gutierrez	206	21	3102	15	624	605	237	676			217	222	183	622
Jeff Owens	212	16	3186	15	648	629	260	693			257	160	198	615

12 - What The ? Lane 4 HDCP=18 Avg=1002

Name	Avg	HDCP	Pins	Gms	To Raise Avg +1	To Drop Avg -1	High Game	High Sers	HDCP Game	HDCP Sers	-1-	-2-	-3-	Total
Colby Noji	199	27	2992	15	608	589	266	644			257	219	168	644
Clint Noji	184	41	2768	15	562	543	225	597			192	193	212	597
John McDonough	214	14	2576	12	649	633	247	714			203	214	193	610
Alex Benavides	190	36	2283	12	582	566	266	700			266	234	200	700
Patrick Michaels	215	13	3225	15	663	644	256	692			223	245	224	692

13 - Where's Jacey? Lane 1 HDCP=58 Avg=980

Name	Avg	HDCP	Pins	Gms	To Raise Avg +1	To Drop Avg -1	High Game	High Sers	HDCP Game	HDCP Sers	-1-	-2-	-3-	Total
Nathan de Leon	184	41	2763	15	567	548	235	627			152	235	146	533
Tyler Minami	197	29	2956	15	608	589	258	705			186	149	170	505
Eric Lim	bk183	42	538	3	542	535	198	538			189	151	198	538
Emmanuel Dizon	204	23	3060	15	630	611	277	651			198	200	189	587
Jeisler Salunga	212	16	2549	12	646	630	265	652						0
Andrew Ko	bk175	49	454	3	458	451	163	454						0

14 - Team 084 Lane 13 HDCP=0 Avg=975

Name	Avg	HDCP	Pins	Gms	To Raise Avg +1	To Drop Avg -1	High Game	High Sers	HDCP Game	HDCP Sers	-1-	-2-	-3-	Total
Amy Lew	147	74	2218	15	446	427	182	486			149	154	140	443
Bill Lew	196	30	2361	12	594	578	256	646			173	164	190	527
John Ross	230	0	3457	15	701	682	290	737			258	266	213	737
Stephen Warren	206	21	3092	15	634	615	245	656			223	181	193	597
Adam Lew	196	30	2943	15	603	584	247	606			227	189	190	606

15 - Team 15 Lane 22 HDCP=0 Avg=998

Name	Avg	HDCP	Pins	Gms	To Raise Avg +1	To Drop Avg -1	High Game	High Sers	HDCP Game	HDCP Sers	-1-	-2-	-3-	Total
Jennifer Kennick	210	18	1897	9	635	622	254	672						0
Noemi Ketchum	157	65	1884	12	486	470	188	478						0
Frank Paravato	207	20	2488	12	632	616	300	695			300	174	200	674
Ron Anderson	204	23	3063	15	627	608	233	689			200	213	214	627
Greg Kennick	220	9	2645	12	670	654	290	711			205	216	290	711

16 - Team 16 Lane 29 HDCP=0 Avg=1009

Name	Avg	HDCP	Pins	Gms	To Raise Avg +1	To Drop Avg -1	High Game	High Sers	HDCP Game	HDCP Sers	-1-	-2-	-3-	Total
Mario Rodriguez	203	24	3049	15	623	604	279	667			174	192	174	540
Margie Jaime	170	54	1876	11	518	503	213	594			163	179	206	548
Chris Delegge	203	24	3051	15	621	602	253	713			182	188	168	538
Ty Marmaras	206	21	3104	15	622	603	251	666			203	204	211	618
Mike Bogue	227	2	2051	9	685	672	267	720						0

17 - Team 17 Lane 16 HDCP=0 Avg=1058

Name	Avg	HDCP	Pins	Gms	To Raise Avg +1	To Drop Avg -1	High Game	High Sers	HDCP Game	HDCP Sers	-1-	-2-	-3-	Total
Chuck Hansen	203	24	3048	15	624	605	246	663			191	188	184	563
Matt Hall	198	28	2981	15	601	582	267	675			215	228	223	666
Dan Onestinghel	187	38	2805	15	579	560	265	622			169	145	205	519
Kurt Osterheldt	227	2	3410	15	694	675	267	728			192	202	204	598
Karl Kurtz	243	0	2923	12	737	721	288	739			258	217	248	723

18 - Older, But Still Damn Good 2. Lane 21 HDCP=6 Avg=991

Name	Avg	HDCP	Pins	Gms	To Raise Avg +1	To Drop Avg -1	High Game	High Sers	HDCP Game	HDCP Sers	-1-	-2-	-3-	Total
Terry Walker	196	30	2942	15	604	585	243	651			209	199	243	651
Nancy Kato	214	14	1933	9	647	634	236	655			236	236	183	655
Chris Drew	179	45	2697	15	543	524	202	552			193	176	183	552
San Mitchell	193	33	2898	15	594	575	225	625			193	173	190	556
Craig Kisro	209	18	3148	15	632	613	249	686			193	192	201	586

19 - Team 19 Lane 27 HDCP=0 Avg=959

Name	Avg	HDCP	Pins	Gms	To Raise Avg +1	To Drop Avg -1	High Game	High Sers	HDCP Game	HDCP Sers	-1-	-2-	-3-	Total
Leeanne Jilek	207	20	3109	15	635	616	237	679			193	198	195	586
Dave Dubois	183	42	2754	15	558	539	213	586			202	190	179	571
Pat Jilek	143	78	2152	15	440	421	194	547			88	116	133	337
Michael Delong	212	16	3186	15	648	629	256	701			214	211	245	670
Jose Gutierrez	214	14	2577	12	648	632	258	691			192	169	234	595

20 - Gar-See-Ya Lane 23 HDCP=24 Avg=932

Name	Avg	HDCP	Pins	Gms	To Raise Avg +1	To Drop Avg -1	High Game	High Sers	HDCP Game	HDCP Sers	-1-	-2-	-3-	Total
Gerry Chinn (Lh)	160	63	2403	15	495	476	215	566			151	159	158	468
Joe Micheri	190	36	2281	12	584	568	235	623			204	180	205	589
Juan Bermeo	184	41	2770	15	560	541	237	640			154	145	178	477
Joe Garcia	194	32	2339	12	586	570	223	624			214	188	222	624
Marty Petty	204	23	3064	15	626	607	236	659			193	182	219	594

21 - Going For The JV Lane 30 HDCP=25 Avg=981

Name	Avg	HDCP	Pins	Gms	To Raise Avg +1	To Drop Avg -1	High Game	High Sers	HDCP Game	HDCP Sers	-1-	-2-	-3-	Total
Steve Jacobson	209	18	3140	15	640	621	246	696			200	176	212	588
Joshua Frazier	192	34	2310	12	585	569	254	641			a182	a182	a182	546
Ray Stoy	186	39	2802	15	564	545	237	601			201	166	200	567
Anthony Khoury	181	44	2182	12	548	532	201	572			195	194	182	571
Jerome Robinson	213	15	3199	15	653	634	237	665			223	189	236	648

22 - Team 22 Lane 26 HDCP=0 Avg=988

Name	Avg	HDCP	Pins	Gms	To Raise Avg +1	To Drop Avg -1	High Game	High Sers	HDCP Game	HDCP Sers	-1-	-2-	-3-	Total
Steve Fogel	205	22	2462	12	628	612	257	646			170	257	202	629
Thaddeus Wilson	218	10	1968	9	660	647	278	708			278	254	176	708
Kerry Stringfellow	166	57	1998	12	507	491	198	533			154	181	170	505
Ray Plasse	198	28	1783	9	605	592	247	597			237	192	166	595
Paul Gage	201	26	3018	15	618	599	256	652			203	170	212	585

23 - Team 23 Lane 17 HDCP=5 Avg=940

Name	Avg	HDCP	Pins	Gms	To Raise Avg +1	To Drop Avg -1	High Game	High Sers	HDCP Game	HDCP Sers	-1-	-2-	-3-	Total
Monise Kelly	181	44	2718	15	558	539	228	593			228	191	174	593
Russel Monroe	178	46	2679	15	543	524	229	593			152	193	181	526
Ken Oliver	199	27	2390	12	610	594	242	628			164	222	206	592
David Jaques	197	29	2969	15	595	576	237	674			172	215	132	519
Terry Posey	185	40	2778	15	570	551	224	573			224	200	123	547

24 - Team 24 Lane 15 HDCP=97 Avg=950

Name	Avg	HDCP	Pins	Gms	To Raise Avg +1	To Drop Avg -1	High Game	High Sers	HDCP Game	HDCP Sers	-1-	-2-	-3-	Total
George Ritter	171	53	2578	15	518	499	226	579			151	200	186	537
Kenneth Morita	187	38	2819	15	565	546	235	595			213	204	175	592
Richard Taylor	189	36	1136	6	574	564	235	629						0
Saul Jenkins	201	26	1211	6	607	597	239	654						0
Kyle Revilla	202	25	2426	12	619	603	245	686			191	222	224	637

25 - "Hit 'Em" Lane 28 HDCP=28 Avg=927

Name	Avg	HDCP	Pins	Gms	To Raise Avg +1	To Drop Avg -1	High Game	High Sers	HDCP Game	HDCP Sers	-1-	-2-	-3-	Total
Tracy Campbell	173	51	2607	15	525	506	204	567			193	203	141	537
Colby Michaels	193	33	1744	9	584	571	232	643			211	200	232	643
Kayla Molia	164	59	2473	15	497	478	192	537			192	141	152	485
Joel Andrade	198	28	2378	12	607	591	235	667			233	185	172	590
Kevin Rodriguez	199	27	2989	15	611	592	237	638			237	205	196	638

26 - Gutter XXX Lane 19 HDCP=0 Avg=995

Name	Avg	HDCP	Pins	Gms	To Raise Avg +1	To Drop Avg -1	High Game	High Sers	HDCP Game	HDCP Sers	-1-	-2-	-3-	Total
Mars Pichay	148	73	890	6	451	441	169	461			159	169	133	461
Devin Koba	205	22	3080	15	628	609	254	644			236	239	148	623
Marcel Pichay	207	20	3112	15	632	613	278	672			222	188	186	596
Avin Carolino	218	10	3273	15	669	650	266	703			158	232	214	604
Marc de Leon	217	11	2604	12	666	650	269	747			a207	a207	a207	621
Jarren Contreras	183	42	1648	9	560	547	203	559						0

27 - Team 27 Lane 18 HDCP=0 Avg=946

Name	Avg	HDCP	Pins	Gms	To Raise Avg +1	To Drop Avg -1	High Game	High Sers	HDCP Game	HDCP Sers	-1-	-2-	-3-	Total
Jesse Gutierrez	211	17	2538	12	642	626	266	693			221	180	216	617
Pat Cornish	182	43	2730	15	564	545	220	568			220	168	150	538
Justin Bautista	180	45	2712	15	546	527	227	575			227	172	164	563
James Recto	180	45	2700	15	558	539	243	577			138	171	182	491
Jerome Pereyra	193	33	2904	15	588	569	254	641			189	150	174	513

28 - Team 28 Lane 24 HDCP=0 Avg=959

Name	Avg	HDCP	Pins	Gms	To Raise Avg +1	To Drop Avg -1	High Game	High Sers	HDCP Game	HDCP Sers	-1-	-2-	-3-	Total
Kevin McNeal	183	42	2563	14	565	547	243	598			203	180	170	553
Jorge Benitez	200	27	1800	9	612	599	231	627			204	201	222	627
Ernie Barreto	177	47	2126	12	544	528	209	569			167	144	193	504
Mo Thomas Jr.	196	30	2940	15	606	587	277	616			192	199	210	601
Joe Fonvergne	203	24	3050	15	622	603	267	686			191	256	157	604


29 - Team 29 Lane 25 HDCP=14 Avg=972


Name	Avg	HDCP	Pins	Gms	To Raise Avg +1	To Drop Avg -1	High Game	High Sers	HDCP Game	HDCP Sers	-1-	-2-	-3-	Total
Shawn Dier	209	18	3139	15	641	622	252	661			204	225	221	650
Arron Johnson	168	55	2019	12	516	500	228	525			228	144	149	521
Bonaventure Butts Jr	195	31	1957	10	591	577	258	629			a185	a185	a185	555
Hunter Fowble	183	42	2203	12	557	541	204	580			186	202	192	580
Bonaventure Butts Sr	217	11	3259	15	665	646	279	709			279	202	200	681

30 - Team 30 Lane 20 HDCP=93 Avg=891

Name	Avg	HDCP	Pins	Gms	To Raise Avg +1	To Drop Avg -1	High Game	High Sers	HDCP Game	HDCP Sers	-1-	-2-	-3-	Total
Brenda Holder	159	63	1435	9	485	472	182	496			159	158	147	464
Jack Roquemore	195	31	1762	9	590	577	235	627			204	172	191	567
Rosa Oliva-Ramirez	163	60	1961	12	499	483	203	575			171	201	203	575
Edwin Chacon	183	42	2746	15	566	547	226	601			158	175	204	537
Mike Cohen	191	35	2869	15	587	568	257	602			156	211	162	529

Temporary Substitutes

 Men														
<u>Name</u>	<u>Avg HDCP</u>		<u>Pins Gms</u>		<u>To Raise Avg +1</u>	<u>To Drop Avg -1</u>	<u>High Game</u>	<u>High Sers</u>	<u>HDCP Game</u>	<u>HDCP Sers</u>	<u>-1-</u>	<u>-2-</u>	<u>-3-</u>	<u>Total</u>
Steve Belilove	185	40	1115	6	559	549	205	563			200	190	173	563
Bud Brechbill	225	4	1352	6	682	672	257	688						0
James Buchmann	bk194	32	500	3	502	495	200	500						0
Bryan Cooke	bk210	18	604	3	608	601	242	604						0
Dwayne Edwards	202	25	2425	12	620	604	256	688			210	222	256	688
Johnnie Englehart	202	25	1217	6	610	600	266	661						0
Juan Fonseca	bk221	8	596	3	598	591	246	596			246	192	158	596
Alex Garcia	222	7	1336	6	671	661	238	687			238	228	221	687
Jerome Hampton	bk205	22	568	3	572	565	193	568						0
Michael Hara	181	44	1089	6	549	539	212	567			168	144	210	522
Daniel Holland	bk217	11	575	3	577	570	202	575						0
Adam Kovalsky	bk196	30	683	3	685	678	245	683						0
Larry Manlapit	bk196	30	676	3	680	673	277	676						0
Hugo Martinez	bk173	51	565	3	569	562	214	565						0
Tony Pensanti	bk192	34	601	3	605	598	223	601						0
Jim Powers	202	25	1214	6	613	603	226	641			203	212	226	641
Alex Schwartz	190	36	585	3	591	584	234	585			206	234	145	585
Will Thomas	200	27	1802	9	610	597	259	621						0
William Wales	196	30	2950	15	596	577	245	692			178	171	163	512
Tony Zuniga	211	17	1907	9	637	624	269	655						0

 Women														
<u>Name</u>	<u>Avg HDCP</u>		<u>Pins Gms</u>		<u>To Raise Avg +1</u>	<u>To Drop Avg -1</u>	<u>High Game</u>	<u>High Sers</u>	<u>HDCP Game</u>	<u>HDCP Sers</u>	<u>-1-</u>	<u>-2-</u>	<u>-3-</u>	<u>Total</u>
Kristen Carroll	bk159	63	548	3	550	543	201	548						0
Julia Frias	bk220	9	657	3	663	656	248	657						0
Jacey Opiana	203	24	1829	9	619	606	256	667			256	186	225	667

Last Week's Top Scores

<u>Team Scratch Game</u>		<u>Team Scratch Series</u>		<u>Team Handicap Game</u>		<u>Team Handicap Series</u>	
1151 Team 15		3340 Team 15		1209 What The ?		3447 What The ?	
<u>Scratch Game</u>		<u>Scratch Series</u>		<u>Handicap Game</u>		<u>Handicap Series</u>	
Men	300 Frank Paravato	738 Jay Bejar Jr	737 John Ross				
	290 Greg Kennick	728 Ryan Lunsford	723 Karl Kurtz				
	279 Blake Jozwiakowski	711 Greg Kennick	708 Gary Markowitz				
	279 Bonaventure Butts Sr	708 Thaddeus Wilson	700 Alex Benavides				
	278 Thaddeus Wilson	694 Johnny Rojas	692 Patrick Michaels				
	276 Jesse Chastain	692 Patrick Michaels					
	269 Earl Enero						
	266 John Ross						
	266 Alex Benavides						
	258 Gary Markowitz						
	258 Karl Kurtz						
Women	256 Jacey Opiana	667 Jacey Opiana	655 Nancy Kato				
	236 Nancy Kato	593 Monise Kelly	586 Leeanne Jilek				
	228 Monise Kelly	575 Rosa Oliva-Ramirez	556 San Mitchell				
	220 Pat Cornish	552 Chris Drew	548 Margie Jaime				
	206 Margie Jaime	538 Pat Cornish	537 Tracy Campbell				
	203 Rosa Oliva-Ramirez						
	203 Tracy Campbell						
	198 Leeanne Jilek						
	193 Chris Drew						
	193 San Mitchell						

Season High Scores

<u>Team Scratch Series</u>		<u>Team Scratch Game</u>		<u>Team Handicap Series</u>		<u>Team Handicap Game</u>	
3405 Degeneration Charlie		1196 Team 17		3447 What The ?		1215 Boo Sheet 2.0	
<i>Bowlers must have a minimum of 21 games (after bowling) to be listed for high handicap game and series.</i>							
<u>Scratch Series</u>		<u>Scratch Game</u>		<u>Handicap Series</u>		<u>Handicap Game</u>	
Men	782 Randall Williams	300 Frank Paravato	300 Clinton Clark				
Women	679 Leeanne Jilek	254 Jennifer Kennick					

Individual High Averages

Men	243.58	Karl Kurtz
Women	207.27	Leeanne Jilek

Most Improved Average

Men	191 to 218.67 = +27.67	Thaddeus Wilson	Women	147 to 164.87 = +17.87	Kayla Molia
------------	------------------------	-----------------	--------------	------------------------	-------------

National Association Awards Earned Last Week

<u>Name</u>	<u>Award Score</u>	<u>Award Received</u>	<u>Name</u>	<u>Award Score</u>	<u>Award Received</u>
Frank Paravato	300	300 Game (USBC Awards)			

Local and Bowling Center Awards

<u>Name</u>	<u>Award Score</u>	<u>Award Received</u>	<u>Name</u>	<u>Award Score</u>	<u>Award Received</u>
Alex Benavides	700	100 Pins Over Average-Series (GLAC USB)	Earl Enero	269	250 Game (GLAC USBC)
	700	700 Series (GLAC USBC)	Monise Kelly	228	50 Pins Over Average-Game (GLAC U)
	266	75 Pins Over Average-Game (GLAC USBC)	Greg Kennick	290	11 In A Row (GLAC USBC)
	266	250 Game (GLAC USBC)		290	75 Pins Over Average-Game (GLAC U)
Bonaventure Butts Sr	279	275-289 Game (GLAC USBC)	Colby Noji	257	250 Game (GLAC USBC)
Jesse Chastain	276	50 Pins Over Average-Game (GLAC USBC)	Frank Paravato	300	75 Pins Over Average-Game (GLAC U)
	276	275-289 Game (GLAC USBC)	Johnny Rojas	694	100 Pins Over Average-Series (GLAC
Jay Cotton	235	50 Pins Over Average-Game (GLAC USBC)		257	50 Pins Over Average-Game (GLAC U
Nathan de Leon	235	50 Pins Over Average-Game (GLAC USBC)		257	250 Game (GLAC USBC)
Dwayne Edwards	256	250 Game (GLAC USBC)	Terry Walker	243	50 Pins Over Average-Game (GLAC U
	256	50 Pins Over Average-Game (GLAC USBC)	Thaddeus Wilson	708	700 Series (GLAC USBC)
Earl Enero	269	50 Pins Over Average-Game (GLAC USBC)			

Name	Award Score	Award Received	Name	Award Score	Award Received
Thaddeus Wilson	708	100 Pins Over Average-Series (GLAC USB	Thaddeus Wilson	254	250 Game (GLAC USBC)
	278	275-289 Game (GLAC USBC)		254	50 Pins Over Average-Game (GLAC U
	278	75 Pins Over Average-Game (GLAC USBC)			

View Standings on the Web

Visit LeagueSecretary.com - This league's ID number is 121911

View standings, bowler history, statistics and more. Also check out the Mobile App.

Visit bowl.com - This league's ID number is 32078



Last Week's Top Game Scores

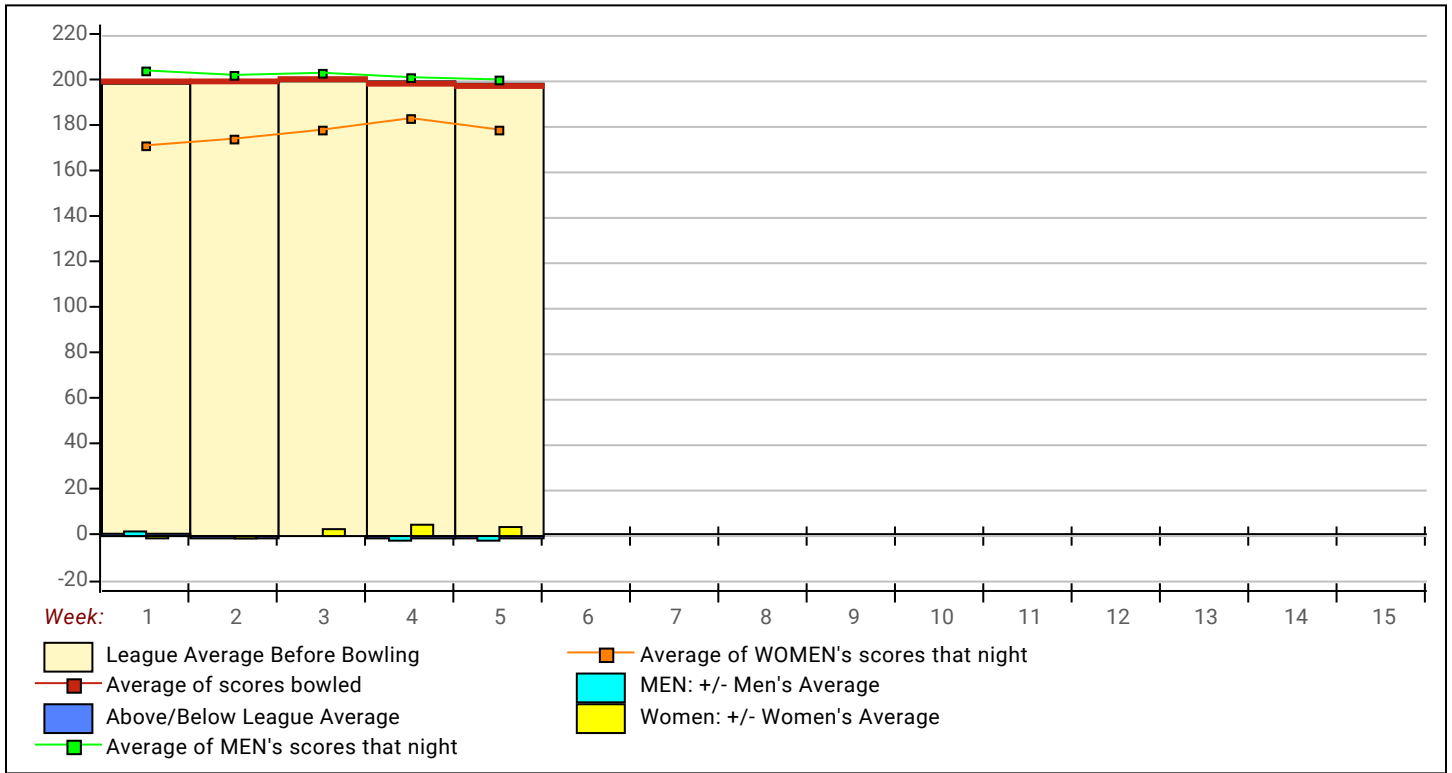
	<u>Game 1 SCR</u>	<u>Game 1 HDCP</u>
Men	300 Frank Paravato	326 Frank Paravato
	279 Blake Jozwiakowski	315 Alex Benavides
	279 Bonaventure Butts Sr	296 Thaddeus Wilson
Women	256 Jacey Opiana	289 Jacey Opiana
	236 Nancy Kato	275 Monise Kelly
	228 Monise Kelly	263 Pat Cornish
	<u>Game 2 SCR</u>	<u>Game 2 HDCP</u>
Men	266 John Ross	283 Alex Benavides
	258 Gary Markowitz	281 Steve Fogel
	257 Steve Fogel	280 Joe Fonvergne
Women	236 Nancy Kato	269 Rosa Oliva-Ramirez
	203 Tracy Campbell	255 Tracy Campbell
	201 Rosa Oliva-Ramirez	251 Nancy Kato
	<u>Game 3 SCR</u>	<u>Game 3 HDCP</u>
Men	290 Greg Kennick	304 Greg Kennick
	257 Johnny Rojas	289 Daniel Giegoldt
	256 Dwayne Edwards	289 Dwayne Edwards
Women	225 Jacey Opiana	271 Rosa Oliva-Ramirez
	206 Margie Jaime	263 Margie Jaime
	203 Rosa Oliva-Ramirez	258 Jacey Opiana

Average List of Regular Team Members

Name	Pins	Gms	True Average	Name	Pins	Gms	True Average
Kurtz, Karl	2923	12	243.58	Petty, Marty	3064	15	204.27
Orosco, Kyler	3460	15	230.67	Anderson, Ron	3063	15	204.20
Ross, John	3457	15	230.47	Dizon, Emmanuel	3060	15	204.00
Bryant, Rusty	3427	15	228.47	Duran, Kevin	3057	15	203.80
Bogue, Mike	2051	9	227.89	Delegge, Chris	3051	15	203.40
Davis, Jeremy	2732	12	227.67	Fonvergne, Joe	3050	15	203.33
Osterheldt, Kurt	3410	15	227.33	Rodriguez, Mario	3049	15	203.27
Feinberg, David	2700	12	225.00	Hansen, Chuck	3048	15	203.20
Pearson, Jeremy	3365	15	224.33	Palacio, David	3048	15	203.20
Pelayo, Adrian	672	3	224.00	Chiodo, Frank	3048	15	203.20
Pluchino, Justin	3339	15	222.60	Morrow Jr, Rich	2435	12	202.92
Bejar Jr, Jay	3333	15	222.20	Khazaie, Neema	3035	15	202.33
Rodas, Ardani	2666	12	222.17	Revilla, Kyle	2426	12	202.17
Shope, Tim	3329	15	221.93	Jenkins, Saul	1211	6	201.83
Koyano, Duane	3320	15	221.33	Gage, Paul	3018	15	201.20
Kennick, Greg	2645	12	220.42	Bonabi, Sina	3016	15	201.07
Bridges, Jimmy	1982	9	220.22	Benitez, Jorge	1800	9	200.00
Markowitz, Gary	2422	11	220.18	Noji, Colby	2992	15	199.47
Lemmen, Scott	1320	6	220.00	Rodriguez, Kevin	2989	15	199.27
Horowitz, Howard	3078	14	219.86	Oliver, Ken	2390	12	199.17
Thoman, John	3294	15	219.60	Hall, Matt	2981	15	198.73
Lunsford, Ryan	3281	15	218.73	Molina, David	2980	15	198.67
Wilson, Thaddeus	1968	9	218.67	Andrade, Joel	2378	12	198.17
Carolino, Avin	3273	15	218.20	Plasse, Ray	1783	9	198.11
Chastain, Jesse	3269	15	217.93	Jaques, David	2969	15	197.93
Butts Sr, Bonaventure	3259	15	217.27	Nagy, Ted	2967	15	197.80
Jozwiakowski, Blake	3039	14	217.07	Minami, Tyler	2956	15	197.07
de Leon, Marc	2604	12	217.00	Lew, Bill	2361	12	196.75
Williams, Randall	3250	15	216.67	Switzer, Shawn	2358	12	196.50
Young Jr, Ronnie	3246	15	216.40	Lew, Adam	2943	15	196.20
Gruen, Lon	3241	15	216.07	Walker, Terry	2942	15	196.13
Heylek, James	3230	15	215.33	Thomas Jr., Mo	2940	15	196.00
Michaels, Patrick	3225	15	215.00	Roquemore, Jack	1762	9	195.78
Kato, Nancy	1933	9	214.78	Butts Jr, Bonaventure	1957	10	195.70
Gutierrez, Jose	2577	12	214.75	Sharpsteen, Anthony	2926	15	195.07
McDonough, John	2576	12	214.67	Garcia, Joe	2339	12	194.92
Trotter, Ellis	3209	15	213.93	Orosco, Kraig	2332	12	194.33
Robinson, Jerome	3199	15	213.27	Michaels, Colby	1744	9	193.78
Clark, Clinton	3196	15	213.07	Pereyra, Jerome	2904	15	193.60
Salunga, Jeisler	2549	12	212.42	Mitchell, San	2898	15	193.20
DeLong, Michael	3186	15	212.40	Krolak, Keith	2892	15	192.80
Owens, Jeff	3186	15	212.40	Frazier, Joshua	2310	12	192.50
Gutierrez, Jesse	2538	12	211.50	Ching, Russell	2877	15	191.80
Molia, Setu	3163	15	210.87	Cohen, Mike	2869	15	191.27
Kennick, Jennifer	1897	9	210.78	Benavides, Alex	2283	12	190.25
Kisro, Craig	3148	15	209.87	Micheri, Joe	2281	12	190.08
Jacobson, Steve	3140	15	209.33	Taylor, Richard	1136	6	189.33
Dier, Shawn	3139	15	209.27	Morita, Kenneth	2819	15	187.93
Everitt, Tom	3127	15	208.47	Howard III, DeLeon	2815	15	187.67
Pichay, Marcel	3112	15	207.47	Cotton, Jay	1126	6	187.67
Paravato, Frank	2488	12	207.33	Onestinghel, Dan	2805	15	187.00
Jilek, Leeanne	3109	15	207.27	Stoy, Ray	2802	15	186.80
Harris, Henry	3107	15	207.13	Brehm, Brent	2228	12	185.67
Marmaras, Ty	3104	15	206.93	Posey, Terry	2778	15	185.20
Enero, Earl	3103	15	206.87	Bermeo, Juan	2770	15	184.67
Gutierrez, Alex	3102	15	206.80	Noji, Clint	2768	15	184.53
Macklin, Joe	2476	12	206.33	de Leon, Nathan	2763	15	184.20
Warren, Stephen	3092	15	206.13	Dubois, Dave	2754	15	183.60
Koba, Devin	3080	15	205.33	Fowble, Hunter	2203	12	183.58
Fogel, Steve	2462	12	205.17	Contreras, Jarren	1648	9	183.11
Rojas, Johnny	3069	15	204.60	McNeal, Kevin	2563	14	183.07
Wilson, Mike	1636	8	204.50	Chacon, Edwin	2746	15	183.07

Name	Pins Gms		True	Name	Pins Gms		True
			Average				Average
Epps, Darryl	2188	12	182.33	Johnson, Arron	2019	12	168.25
Cornish, Pat	2730	15	182.00	Giegoldt, Daniel	2004	12	167.00
Khoury, Anthony	2182	12	181.83	Stringfellow, Kerry	1998	12	166.50
Kelly, Monise	2718	15	181.20	Molia, Kayla	2473	15	164.87
Bautista, Justin	2712	15	180.80	Fatherree, Kevin	2470	15	164.67
Recto, James	2700	15	180.00	Oliva-Ramirez, Rosa	1961	12	163.42
Starks, Ellis	2158	12	179.83	Chinn (Lh), Gerry	2403	15	160.20
Drew, Chris	2697	15	179.80	Holder, Brenda	1435	9	159.44
Lim, Eric	538	3	179.33	Ketchum, Noemi	1884	12	157.00
Monroe, Russel	2679	15	178.60	Ko, Andrew	454	3	151.33
Barreto, Ernie	2126	12	177.17	Pichay, Mars	890	6	148.33
Chong, Paul	1051	6	175.17	Lew, Amy	2218	15	147.87
Campbell, Tracy	2607	15	173.80	Jilek, Pat	2152	15	143.47
Ritter, George	2578	15	171.87	Ballard, Bobby	0	0	
Jaime, Margie	1876	11	170.55				

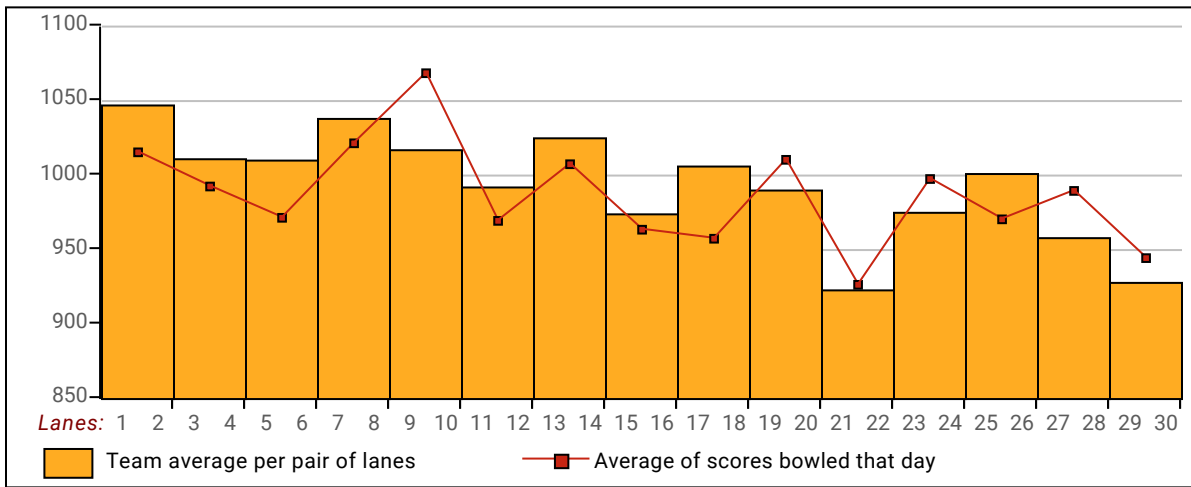
League Average Week-by-Week



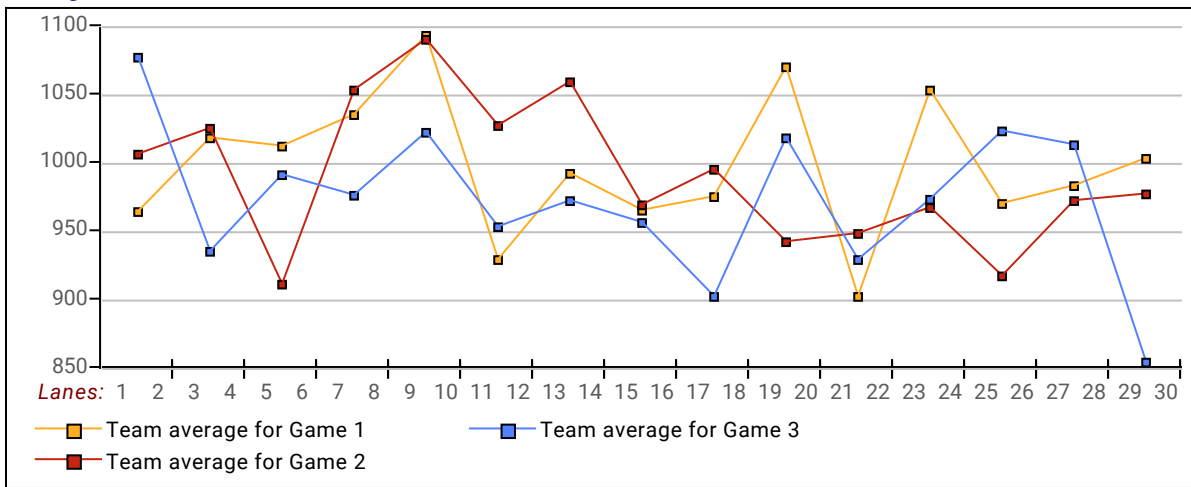
This Week's Statistics

	<u>Over All</u>	<u>Men</u>	<u>Women</u>
How many people bowled	147	132	15
Number of games bowled	441	396	45
Actual average of week's scores	197.58	199.84	177.71
How many games above average	204	183	21
How many games below average	233	209	24
Pins above/below average per game	-1.04	-1.60	3.91
How many people raised average	65	57	8
by this amount	3.83	3.72	4.64
How many people went down	81	74	7
by this amount	-3.58	-3.69	-2.38
League average before bowling	199.06	201.88	174.18
League average after bowling	198.78	201.42	175.55
Change in league average	-0.28	-0.46	1.36
1200s	--	--	--
1100s	--	--	--
1000s	--	--	--
900s	--	--	--
800s	--	--	--
775s	--	--	--
750s	--	--	--
725s	3	3	--
700s	5	5	--
675s	8	8	--
650s	15	13	2
625s	15	15	--
600s	16	16	--
575s	32	29	3
550s	14	12	2
525s	18	15	3
500s	11	11	--
below 500	10	5	5
300s	1	1	--
290s	1	1	--
275s	4	4	--
250s	18	17	1
225s	59	55	4
200s	137	132	5
175s	107	93	14
150s	81	69	12
125s	30	23	7
below 125	3	1	2

Team Average vs Avg of Scores



Average of Scores for Each Game



Amount Over/Under Team Average

