

500 Classic

Thursday 9:30 am

Winnetka Bowl

Lanes 1 - 10

USBC Certification: 686420 Lane Certification: 8846

President: Stacey Tarantino is on Lane 4 Vice President: Maria Paier is on Lane 9

Secretary/Treasurer: Marcia Logan is on Lane 4

Sergeant at Arms: Nancy Kato is on Lane 1

Team Standings

Place	Lane	#	Team Name	Points Won	Points Lost	Scratch Pins	High Game	High Sers	Team Avg
1	1	6	Thunder	15	3	8812	582	1598	489
2	4	9	BLT	15	3	8504	600	1624	472
3	8	3	Lightning	12	6	8584	622	1696	475
4	2	4	Two Peas and a Pal	10	8	8005	501	1435	432
5	6	5	Alle Drei	8	10	8199	531	1567	454
6	9	2	Time To Spare	8	10	8056	532	1518	447
7	7	10	Better Late Than Never	7	2	4417	545	1542	484
8	10	8	Wrecking Balls	6	12	8076	544	1384	447
9	5	1	Strike It Rich	5	13	7930	498	1403	440
10	3	7	2 Lefts and A Right	4	14	7393	479	1314	409

Review of Last Week's Bowling.....

Lanes	Team Name	-1-	-2-	-3-	Total	Last Wk WON	Team Name	-1-	-2-	-3-	Total	Last Wk WON
1-2	Alle Drei	524	512	531	1567	2	<---> Wrecking Balls	544	397	403	1344	1
3-4	Two Peas and a Pal	385	420	386	1191	0	<---> Better Late Than Nev	504	450	499	1453	3
5-6	2 Lefts and A Right	359	479	476	1314	2	<---> Time To Spare	416	387	405	1208	1
7-8	Thunder	462	482	459	1403	2	<---> BLT	466	421	385	1272	1
9-10	Strike It Rich	447	405	450	1302	1	<---> Lightning	431	489	458	1378	2

Lane Assignments

	1-2	3-4	5-6	7-8	9-10
Wk07 06/27	6- 4	7- 9	1- 5	10- 3	2- 8
Wk08 07/11	3- 9	8- 1	6-10	2- 4	7- 5
Wk09 07/18	8-10	2- 5	9- 4	1- 7	3- 6

TEAM MATCH POINTS

Team 1	Team 2	Team 3	Team 4	Team 5	Team 6	Team 7	Team 8	Team 9	Team 10
20.0	20.0	36.5	25.5	25.0	39.5	18.0	26.5	32.0	20.0

Team Rosters

1 - Strike It Rich Lane 5 Avg=440

Name	Pins	Gms	Avg	High Game	High Sers	-1-	-2-	-3-	Total	Points Won
Barbara Vaccarello	2574	18	143	162	442	152	138	152	442	4.0
Trish Carpenter	2581	18	143	177	489	139	126	142	407	10.0
Carole Peire	2775	18	154	211	512	156	141	156	453	6.0

2 - Time To Spare Lane 9 Avg=447

Name	Pins	Gms	Avg	High Game	High Sers	-1-	-2-	-3-	Total	Points Won
Tess Avila	1901	12	158	201	540	153	146	155	454	9.0
Maria Paier	2692	18	149	200	535	133	129	129	391	7.0
Georgia Garey	2533	18	140	199	509	130	112	121	363	4.0

3 - Lightning Lane 8 Avg=475

Name	Pins	Gms	Avg	High Game	High Sers	-1-	-2-	-3-	Total	Points Won
Sandy Hughes	2238	15	149	188	486	127	159	160	446	11.0
Joann Messina	2786	18	154	223	560	133	149	137	419	11.0
Sylvia Hedding	3113	18	172	244	650	171	181	161	513	14.5

4 - Two Peas and a Pal Lane 2 Avg=432

Name	Pins	Gms	Avg	High Game	High Sers	-1-	-2-	-3-	Total	Points Won
Henny Shepherd	1358	9	150	190	487	130	148	127	405	8.5
Meleese Seigler	2614	18	145	187	519	147	169	125	441	7.0
Fran Ruth	1238	9	137	169	464	108	103	134	345	9.0

5 - Alle Drei Lane 6 Avg=454

Name	Pins	Gms	Avg	High Game	High Sers	-1-	-2-	-3-	Total	Points Won
Petra Kaun	2873	18	159	201	565	180	184	201	565	9.0
Georgett Studnicka	2074	18	115	160	423	160	125	138	423	4.0
Chris Drew	3252	18	180	203	579	184	203	192	579	12.0

6 - Thunder Lane 1 Avg=489

Name	Pins	Gms	Avg	High Game	High Sers	-1-	-2-	-3-	Total	Points Won
Jane Widdersheim	2812	18	156	195	544	127	136	183	446	12.5
Tina Gonzalez	2562	18	142	175	460	158	154	118	430	10.0
Nancy Kato	3438	18	191	236	599	177	192	158	527	17.0

7 - 2 Lefts and A Right Lane 3 Avg=409

Name	Pins	Gms	Avg	High Game	High Sers	-1-	-2-	-3-	Total	Points Won
Debbie Stelle	2302	18	127	167	440	119	167	154	440	3.0
Elaine Mandato	2326	17	136	180	443	105	158	180	443	9.0
Gaynell Jackson	2629	18	146	169	479	135	154	142	431	6.0

8 - Wrecking Balls Lane 10 Avg=447

Name	Pins	Gms	Avg	High Game	High Sers	-1-	-2-	-3-	Total	Points Won
Dayve Spencer	1673	12	139	189	442	189	130	123	442	4.0
Margie Gonzales	2545	18	141	181	480	181	141	141	463	11.0
Laura Mouzis	3021	18	167	211	555	174	126	139	439	11.5

9 - BLT Lane 4 Avg=472

Name	Pins	Gms	Avg	High Game	High Sers	-1-	-2-	-3-	Total	Points Won
Fran Briscoe	1865	12	155	202	517	170	130	130	430	14.0
Stacey Tarantino	2639	18	146	199	509	134	149	104	387	8.0
Marcia Logan	2572	15	171	226	610	162	142	151	455	10.0

10 - Better Late Than Never Lane 7 Avg=484

Name	Pins	Gms	Avg	High Game	High Sers	-1-	-2-	-3-	Total	Points Won
Sami Scott	1278	9	142	177	492	106	149	108	363	5.0
Deanie Kepner	409	3	bk146	142	409				0	4.0
Pam Findl	1772	9	196	246	612	211	148	211	570	9.0

Temporary Substitutes

Name	Pins	Gms	Avg	High Game	High Sers	-1-	-2-	-3-	Total
Cindy Dominguez	458	3	152	160	458				0
Sharon Enriquez	520	3	bk165	187	520	187	153	180	520

Last Week's Top Scores

Team Scratch Game	
544	Wrecking Balls
Scratch Game	
211	Pam Findl
203	Chris Drew
201	Petra Kaun
192	Nancy Kato
189	Dayve Spencer

Team Scratch Series	
1567	Alle Drei
Scratch Series	
579	Chris Drew
570	Pam Findl
565	Petra Kaun
527	Nancy Kato
520	Sharon Enriquez

Season High Scores

Team Scratch Series	
1696	Lightning
Scratch Series	
650	Sylvia Hedding

Team Scratch Game	
600	BLT
Scratch Game	
246	Pam Findl

Individual High Averages

191.00 Nancy Kato

Most Improved Average

173 to 196.89 = +23.89 Pam Findl

High Individual Match Points

17 Nancy Kato

14.5 Sylvia Hedding

14 Fran Briscoe

Local and Bowling Center Awards

Name	Award Score	Award Received	Name	Award Score	Award Received
Petra Kaun	565	100 Pins Over Average-Series (GLAC USB	Georgett Studnicka	160	50 Pins Over Average-Game (GLAC U
Georgett Studnicka	423	400 Series (GLAC USBC)		160	150 Game (GLAC USBC)

View Standings on the Web

Visit LeagueSecretary.com - This league's ID number is **121982**
 View standings, bowler history, statistics and more. Also check out the Mobile App.
 Visit bowl.com - This league's ID number is **6931**



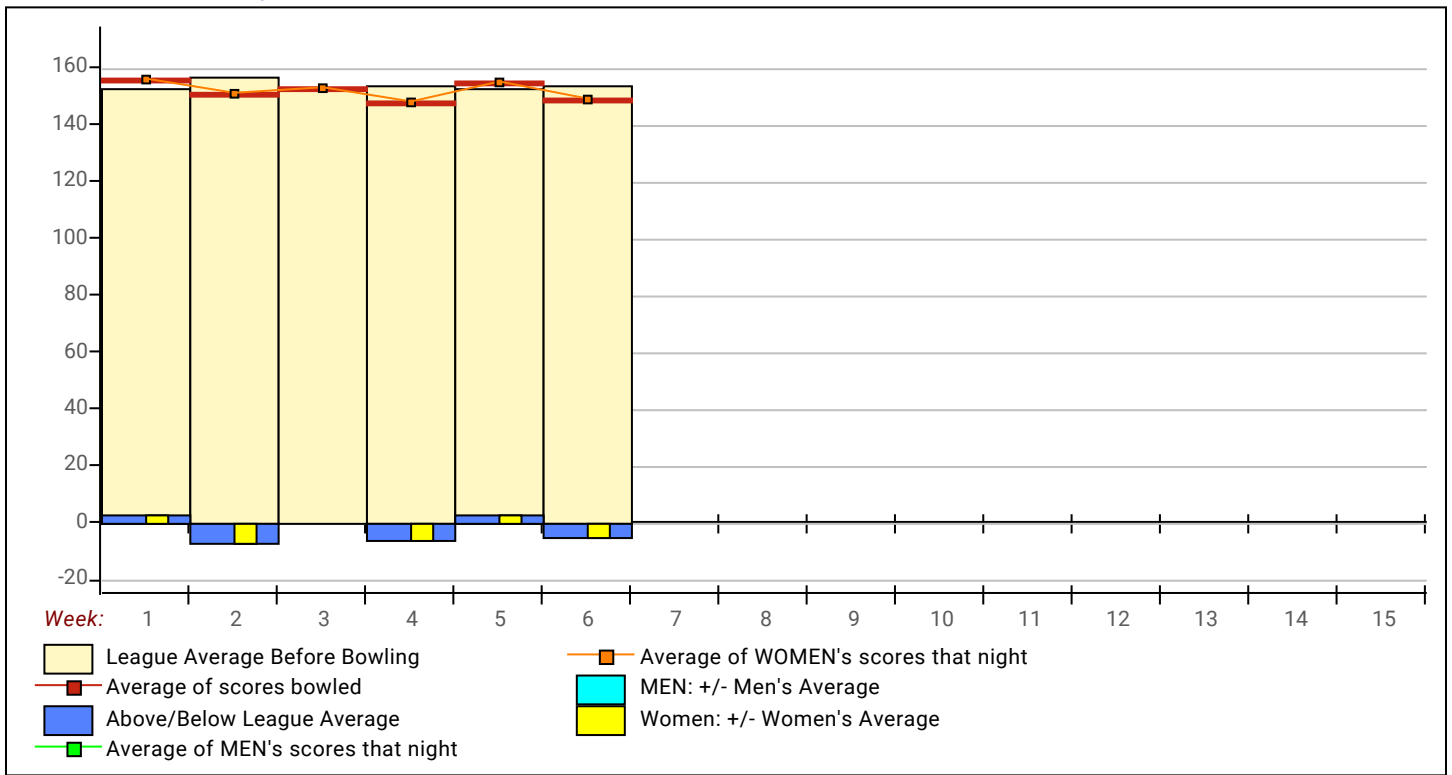
Average List of Regular Team Members

<u>Name</u>	<u>Pins</u>	<u>Gms</u>	<u>True Average</u>	<u>Name</u>	<u>Pins</u>	<u>Gms</u>	<u>True Average</u>
Findl, Pam	1772	9	196.89	Tarantino, Stacey	2639	18	146.61
Kato, Nancy	3438	18	191.00	Jackson, Gaynell	2629	18	146.06
Drew, Chris	3252	18	180.67	Seigler, Meleese	2614	18	145.22
Hedding, Sylvia	3113	18	172.94	Carpenter, Trish	2581	18	143.39
Logan, Marcia	2572	15	171.47	Vaccarello, Barbara	2574	18	143.00
Mouzis, Laura	3021	18	167.83	Gonzalez, Tina	2562	18	142.33
Kaun, Petra	2873	18	159.61	Scott, Sami	1278	9	142.00
Avila, Tess	1901	12	158.42	Gonzales, Margie	2545	18	141.39
Widdersheim, Jane	2812	18	156.22	Garey, Georgia	2533	18	140.72
Briscoe, Fran	1865	12	155.42	Spencer, Dayve	1673	12	139.42
Messina, Joann	2786	18	154.78	Ruth, Fran	1238	9	137.56
Peire, Carole	2775	18	154.17	Mandato, Elaine	2326	17	136.82
Shepherd, Henny	1358	9	150.89	Kepner, Deanie	409	3	136.33
Paier, Maria	2692	18	149.56	Stelle, Debbie	2302	18	127.89
Hughes, Sandy	2238	15	149.20	Studnicka, Georgett	2074	18	115.22

High match Points: All Members of This League

<u>Name</u>	<u>Points Won</u>	<u>Points Lost</u>	<u>%Won</u>	<u>Name</u>	<u>Points Won</u>	<u>Points Lost</u>	<u>%Won</u>
Nancy Kato	17.0	1.0	94.44 %	Tess Avila	9.0	6.0	60.00 %
Sylvia Hedding	14.5	3.5	80.56 %	Henny Shepherd	8.5	6.5	56.67 %
Fran Briscoe	14.0	4.0	77.78 %	Stacey Tarantino	8.0	10.0	44.44 %
Jane Widdersheim	12.5	5.5	69.44 %	Maria Paier	7.0	11.0	38.89 %
Chris Drew	12.0	6.0	66.67 %	Meleese Seigler	7.0	11.0	38.89 %
Laura Mouzis	11.5	6.5	63.89 %	Carole Peire	6.0	12.0	33.33 %
Sandy Hughes	11.0	7.0	61.11 %	Gaynell Jackson	6.0	12.0	33.33 %
Margie Gonzales	11.0	7.0	61.11 %	Sami Scott	5.0	4.0	55.56 %
Joann Messina	11.0	7.0	61.11 %	Georgia Garey	4.0	14.0	22.22 %
Tina Gonzalez	10.0	8.0	55.56 %	Dayve Spencer	4.0	14.0	22.22 %
Trish Carpenter	10.0	8.0	55.56 %	Deanie Kepner	4.0	2.0	66.67 %
Marcia Logan	10.0	8.0	55.56 %	Georgett Studnicka	4.0	14.0	22.22 %
Elaine Mandato	9.0	9.0	50.00 %	Barbara Vaccarello	4.0	14.0	22.22 %
Fran Ruth	9.0	9.0	50.00 %	Debbie Stelle	3.0	15.0	16.67 %
Pam Findl	9.0		100.00 %	Sharon Enriquez	2.0	1.0	66.67 %
Petra Kaun	9.0	9.0	50.00 %	Cindy Dominguez	1.0	2.0	33.33 %

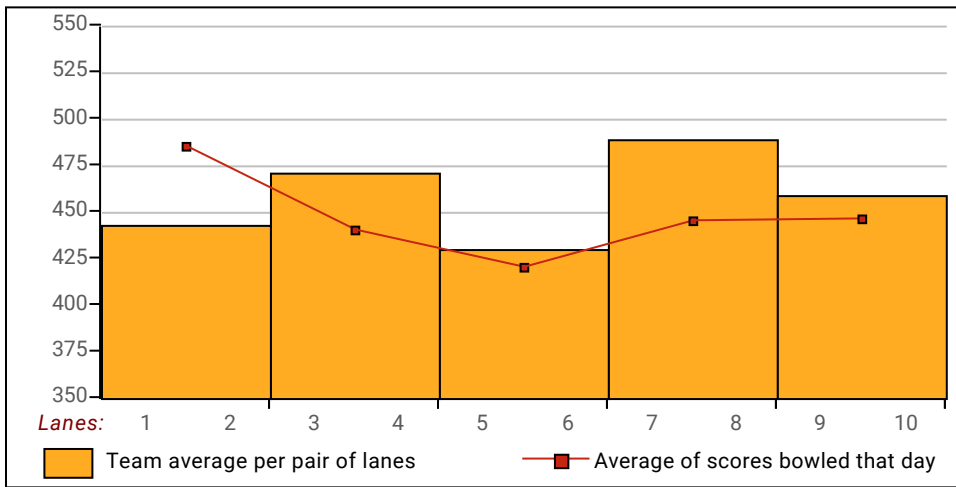
League Average Week-by-Week



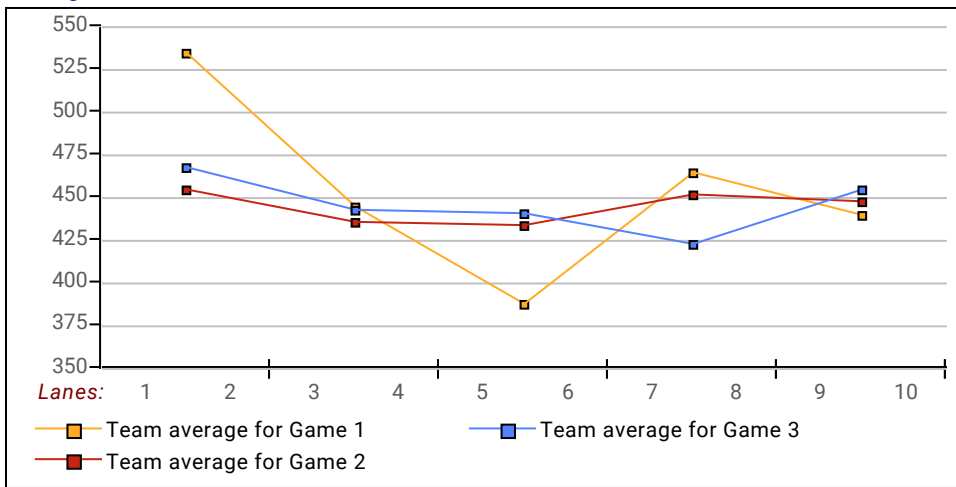
This Week's Statistics

	Women
How many people bowled	30
Number of games bowled	90
Actual average of week's scores	149.24
How many games above average	36
How many games below average	54
Pins above/below average per game	-4.49
How many people raised average	11
by this amount	3.13
How many people went down	19
by this amount	-3.73
League average before bowling	154.22
League average after bowling	153.00
Change in league average	-1.22
800s	--
775s	--
750s	--
725s	--
700s	--
675s	--
650s	--
625s	--
600s	--
575s	1
550s	2
525s	1
500s	2
475s	--
450s	4
425s	11
400s	4
below 400	5
300s	--
275s	--
250s	--
225s	--
200s	4
175s	13
150s	24
125s	38
100s	11
below 100	--

Team Average vs Avg of Scores



Average of Scores for Each Game



Amount Over/Under Team Average

