

Terrific Twosomes

Friday 9:40 am

Winnetka Bowl

Lanes 1 - 16

USBC Certification: 686421 Lane Certification: 8846

President: Ray Plasse is on Lane 16 Vice President: Howard Bender is on Lane 3

Secretary/Treasurer: Richard Deem is on Lane 13

Team Standings

Place	Lane	#	Team Name	Points Won	Points Lost	Pins + HDCP	HDCP Game	HDCP Sers	Team Avg
1	13	3	We Got This	20	4	7481	460	1307	363
2	2	11	Team 11	18½	5½	7300	478	1296	307
3	7	12	The French Philly	17½	6½	7472	489	1319	333
4	3	7	Tramps Like US	16	8	7390	486	1376	326
5	12	14	We're Brothers	13	11	7458	560	1504	369
6	6	9	Team 9	13	11	7141	462	1286	278
7	8	6	Team 6	13	11	7101	437	1243	273
8	14	2	Lane Blame	11	13	7129	461	1280	275
9	11	10	Strike Force	11	13	7127	451	1287	293
10	16	5	Where's Pauline	11	13	7113	468	1248	309
11	1	15	Turbo Ali Strikers	11	13	6986	436	1282	286
12	10	1	Pin Pals	10	14	7165	451	1270	210
13	9	8	Team 8	7	17	7157	448	1223	243
14	15	13	Team 13	6	18	7218	457	1269	264
15	5	4	Kneel Squared	4	20	7231	485	1310	319
16	4	16	BYE	0	0	0	0	0	0

Review of Last Week's Bowling.....

Lanes	Team Name	HDCP -1-	HDCP -2-	HDCP -3-	HDCP Total	Last Wk WON	Team Name	HDCP -1-	HDCP -2-	HDCP -3-	HDCP Total	Last Wk WON
1-2	Strike Force	407	420	382	1209	1	<---> We Got This	434	388	411	1233	3
3-4	Team 9	449	417	417	1283	3	<---> Team 13	395	406	426	1227	1
5-6	The French Philly	461	411	421	1293	4	<---> BYE	0	0	0	0	0
7-8	Kneel Squared	434	485	391	1310	2	<---> Pin Pals	451	406	413	1270	2
9-10	Team 6	389	366	420	1175	3	<---> We're Brothers	359	383	381	1123	1
11-12	Turbo Ali Strikers	409	375	355	1139	1	<---> Team 8	372	403	448	1223	3
13-14	Where's Pauline	369	426	387	1182	0	<---> Team 11	373	437	431	1241	4
15-16	Lane Blame	348	428	382	1158	2	<---> Tramps Like US	360	355	400	1115	2

Lane Assignments

	1-2	3-4	5-6	7-8	9-10	11-12	13-14	15-16
Wk07 06/21	15- 11	7- 16	4- 9	12- 6	8- 1	10- 14	3- 2	13- 5
Wk08 06/28	6- 7	11- 1	2- 14	8- 9	10- 12	5- 4	15- 13	16- 3
Wk09 07/05	4- 13	15- 3	11- 8	1- 14	2- 16	12- 9	7- 5	6- 10

Team Rosters

1 - Pin Pals Lane 10 HDCP=189 Avg=210

Name	Avg	HDCP	Pins	Gms	To Raise Avg +1	To Drop Avg -1	High Game	High Sers	HDCP Game	HDCP Sers	-1-	-2-	-3-	Total
Sandi Ker	110	90	1653	15	345	326	126	355						0
Kay Fountain	100	99	1801	18	320	298	129	346			119	114	113	346

2 - Lane Blame Lane 14 HDCP=129 Avg=275

Name	Avg	HDCP	Pins	Gms	To Raise Avg +1	To Drop Avg -1	High Game	High Sers	HDCP Game	HDCP Sers	-1-	-2-	-3-	Total
Sandy Hughes	148	55	2676	18	453	431	175	479			116	171	137	424
Cathy Pia	127	74	1909	15	395	376	176	474			106	131	119	356

3 - We Got This Lane 13 HDCP=50 Avg=363

Name	Avg	HDCP	Pins	Gms	To Raise Avg +1	To Drop Avg -1	High Game	High Sers	HDCP Game	HDCP Sers	-1-	-2-	-3-	Total
Richard Deem	189	18	3417	18	573	551	246	614			210	164	187	561
Hymie Glass	bk174	32	515	3	517	510	180	515			a174	a174	a174	522

4 - Kneel Squared Lane 5 HDCP=90 Avg=319

Name	Avg	HDCP	Pins	Gms	To Raise Avg +1	To Drop Avg -1	High Game	High Sers	HDCP Game	HDCP Sers	-1-	-2-	-3-	Total
Neal Veis	168	37	3024	18	525	503	216	585			171	181	158	510
Neil Fieland	151	53	2269	15	467	448	209	515			168	209	138	515

5 - Where's Pauline Lane 16 HDCP=99 Avg=309

Name	Avg	HDCP	Pins	Gms	To Raise Avg +1	To Drop Avg -1	High Game	High Sers	HDCP Game	HDCP Sers	-1-	-2-	-3-	Total
Ellen Mintz	124	77	1122	9	378	365	151	388			108	117	143	368
Ray Plasse	185	22	3330	18	576	554	230	621			165	213	148	526

6 - Team 6 Lane 8 HDCP=131 Avg=273

Name	Avg	HDCP	Pins	Gms	To Raise Avg +1	To Drop Avg -1	High Game	High Sers	HDCP Game	HDCP Sers	-1-	-2-	-3-	Total
Susie Rothenberg	135	67	2031	15	417	398	183	460			127	124	143	394
Larry Menzer	138	64	2493	18	426	404	181	458			133	113	148	394

7 - Tramps Like US Lane 3 HDCP=84 Avg=326

Name	Avg	HDCP	Pins	Gms	To Raise Avg +1	To Drop Avg -1	High Game	High Sers	HDCP Game	HDCP Sers	-1-	-2-	-3-	Total
Howard Bender	172	34	3101	18	532	510	211	588			171	147	146	464
Scott Diamond	154	50	2777	18	478	456	221	522			111	130	176	417

8 - Team 8 Lane 9 HDCP=159 Avg=243

Name	Avg	HDCP	Pins	Gms	To Raise Avg +1	To Drop Avg -1	High Game	High Sers	HDCP Game	HDCP Sers	-1-	-2-	-3-	Total
Loren Woll	131	71	1979	15	397	378	170	429			98	140	170	408
Esty Fieland	112	88	1686	15	348	329	127	372			114	103	118	335

9 - Team 9 Lane 6 HDCP=127 Avg=278

Name	Avg	HDCP	Pins	Gms	To Raise Avg +1	To Drop Avg -1	High Game	High Sers	HDCP Game	HDCP Sers	-1-	-2-	-3-	Total
Donald Kim	145	58	2624	18	442	420	192	506			170	162	165	497
Nicholas Cuarto	133	69	2408	18	406	384	168	429			149	125	122	396

10 - Strike Force Lane 11 HDCP=114 Avg=293

Name	Avg	HDCP	Pins	Gms	To Raise Avg +1	To Drop Avg -1	High Game	High Sers	HDCP Game	HDCP Sers	-1-	-2-	-3-	Total
Bryan Carpenter	143	60	2587	18	437	415	171	476			143	135	127	405
Trish Carpenter	150	54	2710	18	461	439	192	520			152	173	143	468

11 - Team 11 Lane 2 HDCP=101 Avg=307

Name	Avg	HDCP	Pins	Gms	To Raise Avg +1	To Drop Avg -1	High Game	High Sers	HDCP Game	HDCP Sers	-1-	-2-	-3-	Total
Alex Benavides	204	5	3689	18	616	594	278	672			169	233	227	629
Emily Bielecki	103	96	1559	15	313	294	124	337			a103	a103	a103	309

12 - The French Philly Lane 7 HDCP=77 Avg=333

Name	Avg	HDCP	Pins	Gms	To Raise Avg +1	To Drop Avg -1	High Game	High Sers	HDCP Game	HDCP Sers	-1-	-2-	-3-	Total
Alex Gulsoy	157	47	2836	18	482	460	214	567			180	147	157	484
Caleb Jancis	176	30	3172	18	545	523	215	566			200	183	183	566

13 - Team 13 Lane 15 HDCP=139 Avg=264

Name	Avg	HDCP	Pins	Gms	To Raise Avg +1	To Drop Avg -1	High Game	High Sers	HDCP Game	HDCP Sers	-1-	-2-	-3-	Total
Eilene Jacobs	139	63	2089	15	431	412	163	444			130	141	161	432
Lynne Gutheim	125	76	1883	15	385	366	150	406			a125	a125	a125	375

14 - We're Brothers Lane 12 HDCP=45 Avg=369

Name	Avg	HDCP	Pins	Gms	To Raise Avg +1	To Drop Avg -1	High Game	High Sers	HDCP Game	HDCP Sers	-1-	-2-	-3-	Total
Steve Belilove	189	18	3407	18	583	561	248	648			158	167	164	489
Matthew Belilove	180	27	3247	18	554	532	289	673			162	177	178	517

15 - Turbo Ali Strikers Lane 1 HDCP=120 Avg=286

Name	Avg	HDCP	Pins	Gms	To Raise Avg +1	To Drop Avg -1	High Game	High Sers	HDCP Game	HDCP Sers	-1-	-2-	-3-	Total
Alexandra Pia	150	54	2702	18	469	447	194	566			148	136	118	402
Chris Holbert	136	66	2052	15	414	395	183	498			146	124	122	392

16 - BYE Lane 4 HDCP=0 Avg=0**Temporary Substitutes****Men**

Name	Avg	HDCP	Pins	Gms	High Game	High Sers	HDCP Game	HDCP Sers	-1-	-2-	-3-	Total	HDCP Total
Matt Mintz-Plasse	bk183	24	984	6	233	541						0	0

Women

Name	Avg	HDCP	Pins	Gms	High Game	High Sers	HDCP Game	HDCP Sers	-1-	-2-	-3-	Total	HDCP Total
Mikki Pettit	bk100	99	324	3	132	324			132	92	100	324	621

Last Week's Top Scores

<u>Team Scratch Game</u>		<u>Team Scratch Series</u>		<u>Team Handicap Game</u>		<u>Team Handicap Series</u>	
390 Kneel Squared		1083 We Got This		485 Kneel Squared		1310 Kneel Squared	
<u>Scratch Game</u>		<u>Scratch Series</u>		<u>Handicap Game</u>		<u>Handicap Series</u>	
Men	233 Alex Benavides	629 Alex Benavides	566 Caleb Jancis				
	213 Ray Plasse	561 Richard Deem	526 Ray Plasse				
	210 Richard Deem	517 Matthew Belilove					
	209 Neil Fieland						
	200 Caleb Jancis						
Women	173 Trish Carpenter	468 Trish Carpenter	432 Eilene Jacobs				
	171 Sandy Hughes	424 Sandy Hughes	402 Alexandra Pia				
	161 Eilene Jacobs	394 Susie Rothenberg					
	148 Alexandra Pia						
	143 Ellen Mintz						
	143 Susie Rothenberg						

Season High Scores

<u>Team Scratch Series</u>		<u>Team Scratch Game</u>		<u>Team Handicap Series</u>		<u>Team Handicap Game</u>	
1321 We're Brothers		422 Where's Pauline		1504 We're Brothers		489 The French Philly	
<i>Bowlers must have a minimum of 21 games (after bowling) to be listed for high handicap game and series.</i>							
<u>Scratch Series</u>		<u>Scratch Game</u>		<u>Handicap Series</u>		<u>Handicap Game</u>	
Men	673 Matthew Belilove	278 Alex Benavides					
Women	566 Alexandra Pia	192 Trish Carpenter					

Individual High Averages

Men	204.94	Alex Benavides
Women	150.56	Trish Carpenter

Most Improved Average

Men	165	to	180.39	=	+15.39	Matthew Belilove	Women	144	to	150.11	=	+6.11	Alexandra Pia
------------	-----	----	--------	---	--------	------------------	--------------	-----	----	--------	---	-------	---------------

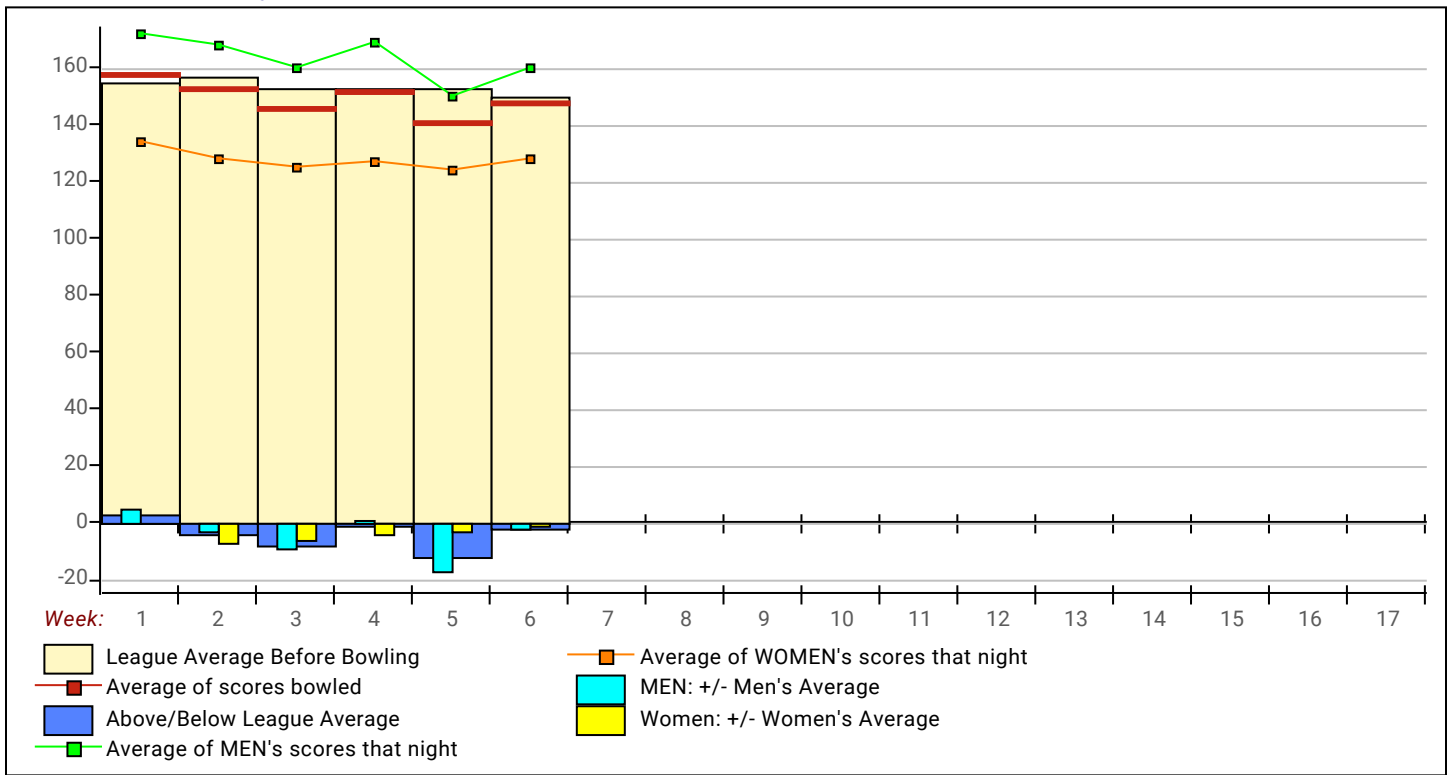
Local and Bowling Center Awards

<u>Name</u>	<u>Award Score</u>	<u>Award Received</u>	<u>Name</u>	<u>Award Score</u>	<u>Award Received</u>
Neil Fieland	209	200 Game (GLAC USBC)	Neil Fieland	209	50 Pins Over Average-Game (GLAC U

View Standings on the Web

Visit LeagueSecretary.com - This league's ID number is 126881
 Visit bowl.com - This league's ID number is 45689

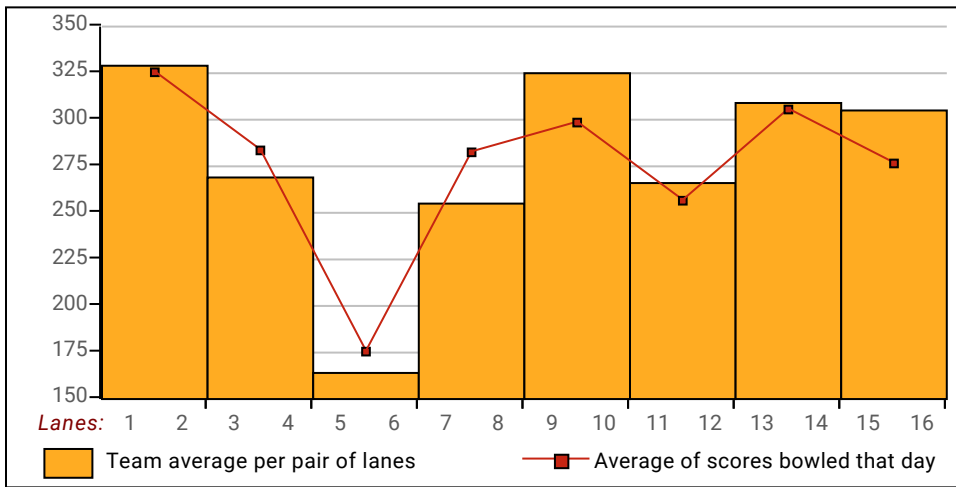
League Average Week-by-Week



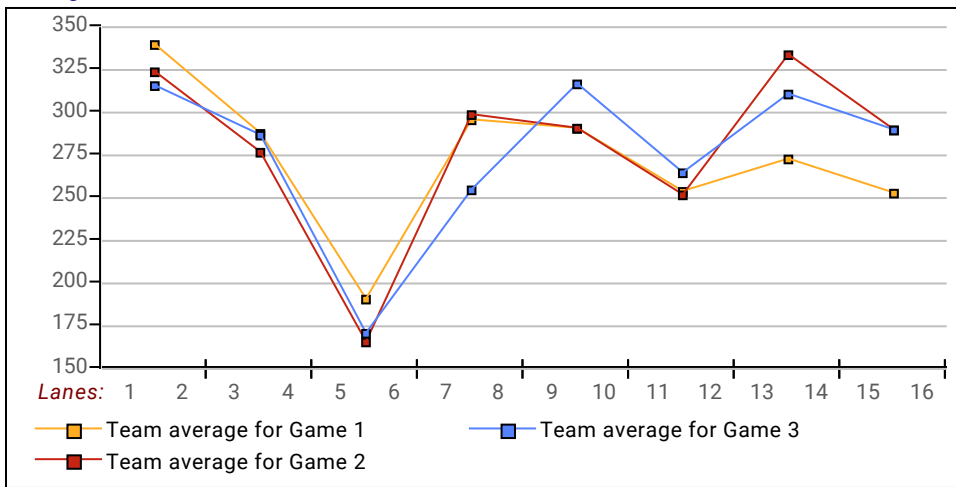
This Week's Statistics

	<u>Over All</u>	<u>Men</u>	<u>Women</u>
How many people bowled	27	17	10
Number of games bowled	81	51	30
Actual average of week's scores	148.38	160.20	128.30
How many games above average	35	22	13
How many games below average	45	29	16
Pins above/below average per game	-1.51	-1.86	-0.90
How many people raised average	11	7	4
by this amount	2.91	2.67	3.33
How many people went down	16	10	6
by this amount	-2.18	-2.26	-2.06
League average before bowling	150.33	162.55	129.54
League average after bowling	150.22	162.33	129.64
Change in league average	-0.11	-0.23	0.10
800s	--	--	--
775s	--	--	--
750s	--	--	--
725s	--	--	--
700s	--	--	--
675s	--	--	--
650s	--	--	--
625s	1	1	--
600s	--	--	--
575s	--	--	--
550s	2	2	--
525s	1	1	--
500s	3	3	--
475s	3	3	--
450s	2	1	1
425s	1	--	1
400s	5	3	2
below 400	9	3	6
300s	--	--	--
275s	--	--	--
250s	--	--	--
225s	2	2	--
200s	4	4	--
175s	8	8	--
150s	20	16	4
125s	26	15	11
100s	19	5	14
below 100	2	1	1

Team Average vs Avg of Scores



Average of Scores for Each Game



Amount Over/Under Team Average

