

Friday 7:00 pm

## Winnetka Bowl

Lanes 1 - 12

USBC Certification: 686362 Lane Certification: 8846  
 President: Don Kobayashi is on Lane 9 KIM01946@aol.com  
 Vice President: Tami Shiotani is on Lane 9 tntshiotani@aol.com  
 Secretary/Treasurer: Stan Date is on Lane 11 standate@gmail.com

### Team Standings

Place	Lane	#	Team Name	Points Won	Points Lost	Pins + HDCP	HDCP Game	HDCP Sers	Team Avg
1	2	9	Team 9	21	7	13922	765	2099	547
2	4	5	Team 5	18	10	13960	792	2184	563
3	6	11	Team 11	17	11	14348	738	2137	531
4	9	2	Team 2	17	11	13680	710	2016	473
5	5	7	GTFIM	16	12	13817	753	2122	575
6	12	1	Team 1	14	14	13668	735	2074	533
7	1	12	Team 12	14	14	13655	724	2015	440
8	8	6	Team 6	11	17	13944	763	2159	476
9	10	3	Team 3	11	17	13857	733	2079	511
10	3	10	Team 10	10	18	13776	749	2080	462
11	7	4	Team 4	10	18	13702	766	2106	539
12	11	8	Team 8	9	19	13931	707	2012	522

### Review of Last Week's Bowling.....

Lanes	Team Name	HDCP -1-	HDCP -2-	HDCP -3-	HDCP Total	Last Wk WON	Team Name	HDCP -1-	HDCP -2-	HDCP -3-	HDCP Total	Last Wk WON
1-2	Team 5	621	621	679	1921	0	<---> GTFIM	693	712	680	2085	4
3-4	Team 4	629	711	766	2106	3	<---> Team 12	694	643	656	1993	1
5-6	Team 2	690	685	641	2016	3	<---> Team 10	686	676	642	2004	1
7-8	Team 1	574	691	668	1933	1	<---> Team 9	639	699	636	1974	3
9-10	Team 6	656	763	634	2053	2	<---> Team 8	702	657	649	2008	2
11-12	Team 3	652	626	603	1881	0	<---> Team 11	672	727	736	2135	4

### Lane Assignments

	1-2	3-4	5-6	7-8	9-10	11-12
Today	12- 9	10- 5	7- 11	4- 6	2- 3	8- 1
Next Week	6- 1	2- 11	8- 12	3- 5	4- 9	7- 10
2 Weeks	3- 10	8- 9	4- 1	2- 7	5- 11	12- 6



### Team Rosters

#### 1 - Team 1 Lane 12 HDCP=127 Avg=533

Name	Avg	HDCP	Pins	Gms	To Raise Avg +1	To Drop Avg -1	High Game	High Sers	HDCP Game	HDCP Sers	-1-	-2-	-3-	Total
Nikkita Mitchell	184	36	3866	21	574	549	248	656	284	764	148	163	181	492
Eiji Fukumoto	157	63	2826	18	492	470	193	519			131	180	179	490
San Mitchell	192	28	4036	21	596	571	247	621	275	705	169	222	182	573

#### 2 - Team 2 Lane 9 HDCP=187 Avg=473

Name	Avg	HDCP	Pins	Gms	To Raise Avg +1	To Drop Avg -1	High Game	High Sers	HDCP Game	HDCP Sers	-1-	-2-	-3-	Total
Don Kobayashi	135	85	2025	15	423	404	168	442			137	143	140	420
Tami Shiotani	171	49	3601	21	527	502	235	567	284	714	192	179	176	547
Ryan Tomita	167	53	3012	18	516	494	213	582			171	173	135	479

#### 3 - Team 3 Lane 10 HDCP=149 Avg=511

Name	Avg	HDCP	Pins	Gms	To Raise Avg +1	To Drop Avg -1	High Game	High Sers	HDCP Game	HDCP Sers	-1-	-2-	-3-	Total
Joanne Kobayashi	157	63	3303	21	489	464	196	497	259	686	141	188	126	455
Mark Yamashita	167	53	3011	18	517	495	211	533			161	124	151	436
Sandra Yamamoto	187	33	3937	21	575	550	227	653	260	752	206	170	182	558

#### 4 - Team 4 Lane 7 HDCP=121 Avg=539

Name	Avg	HDCP	Pins	Gms	To Raise Avg +1	To Drop Avg -1	High Game	High Sers	HDCP Game	HDCP Sers	-1-	-2-	-3-	Total
Brendan Hirano	171	49	3094	18	518	496	233	571			137	233	201	571
Kevin Hirano	183	37	3862	21	554	529	218	600	255	711	187	164	171	522
Kyle Deshazo	185	35	3338	18	568	546	267	632			178	187	267	632

#### 5 - Team 5 Lane 4 HDCP=97 Avg=563

Name	Avg	HDCP	Pins	Gms	To Raise Avg +1	To Drop Avg -1	High Game	High Sers	HDCP Game	HDCP Sers	-1-	-2-	-3-	Total
Donny Chitwood	198	22	1786	9	602	589	234	650			a188	a188	a188	564
Dean Morikawa	164	56	3452	21	508	483	188	553	244	721	147	155	159	461
Bing Lau Jr	201	19	4221	21	627	602	267	636	286	693	190	182	236	608

#### 6 - Team 6 Lane 8 HDCP=184 Avg=476

Name	Avg	HDCP	Pins	Gms	To Raise Avg +1	To Drop Avg -1	High Game	High Sers	HDCP Game	HDCP Sers	-1-	-2-	-3-	Total
Noreen Endow	127	93	2680	21	392	367	178	430	271	709	126	176	113	415
Kris Minami	138	82	2498	18	421	399	170	484						0
Tyler Minami	211	9	4441	21	647	622	300	798	309	825	200	202	211	613

#### 7 - GTFIM Lane 5 HDCP=85 Avg=575

Name	Avg	HDCP	Pins	Gms	To Raise Avg +1	To Drop Avg -1	High Game	High Sers	HDCP Game	HDCP Sers	-1-	-2-	-3-	Total
Rai Dela Rama	161	59	2898	18	504	482	202	547			156	170	178	504
Bing Tre Lau III	213	7	3845	18	649	627	255	740			223	241	185	649
Jacey Opiana	201	19	4028	20	618	594	268	723			224	211	227	662

#### 8 - Team 8 Lane 11 HDCP=138 Avg=522

Name	Avg	HDCP	Pins	Gms	To Raise Avg +1	To Drop Avg -1	High Game	High Sers	HDCP Game	HDCP Sers	-1-	-2-	-3-	Total
Mamo Tashima	155	65	3255	21	489	464	201	504	266	699	151	157	154	462
Stan Date	187	33	3377	18	571	549	232	595			232	213	150	595
Kenneth Morita	180	40	3780	21	564	539	215	583	255	703	179	147	205	531

**9 - Team 9** Lane 2 HDCP=113 Avg=547

<u>Name</u>	<u>Avg HDCP</u>		<u>Pins Gms</u>		<u>To Raise</u>	<u>To Drop</u>	<u>High</u>	<u>High</u>	<u>HDCP</u>	<u>HDCP</u>	<u>-1-</u>	<u>-2-</u>	<u>-3-</u>	<u>Total</u>
					<u>Avg +1</u>	<u>Avg -1</u>	<u>Game</u>	<u>Sers</u>	<u>Game</u>	<u>Sers</u>				
Noriko Fukunaga	161	59	3398	21	490	465	208	537	267	714	143	162	143	448
Shoji Takeshima	187	33	2812	15	572	553	226	638						0
Todd Niitsuma	199	21	4199	21	601	576	266	677	287	740	217	247	213	677

**10 - Team 10** Lane 3 HDCP=198 Avg=462

<u>Name</u>	<u>Avg HDCP</u>		<u>Pins Gms</u>		<u>To Raise</u>	<u>To Drop</u>	<u>High</u>	<u>High</u>	<u>HDCP</u>	<u>HDCP</u>	<u>-1-</u>	<u>-2-</u>	<u>-3-</u>	<u>Total</u>
					<u>Avg +1</u>	<u>Avg -1</u>	<u>Game</u>	<u>Sers</u>	<u>Game</u>	<u>Sers</u>				
Tom Fukunaga	130	90	2740	21	404	379	177	409	267	679	138	123	133	394
Diane Date	bk153	67	726	6	372	362	132	372						0
Mas Suruki	179	41	3763	21	557	532	206	574	247	697	174	199	155	528

**11 - Team 11** Lane 6 HDCP=129 Avg=531

<u>Name</u>	<u>Avg HDCP</u>		<u>Pins Gms</u>		<u>To Raise</u>	<u>To Drop</u>	<u>High</u>	<u>High</u>	<u>HDCP</u>	<u>HDCP</u>	<u>-1-</u>	<u>-2-</u>	<u>-3-</u>	<u>Total</u>
					<u>Avg +1</u>	<u>Avg -1</u>	<u>Game</u>	<u>Sers</u>	<u>Game</u>	<u>Sers</u>				
Revon Mahuna	137	83	2478	18	420	398	161	450			134	131	161	426
Steve Mikuni	185	35	3900	21	564	539	247	647	282	752	198	247	202	647
Randy Tomita	209	11	4392	21	648	623	257	677	268	710	203	212	236	651

**12 - Team 12** Lane 1 HDCP=220 Avg=440

<u>Name</u>	<u>Avg HDCP</u>		<u>Pins Gms</u>		<u>To Raise</u>	<u>To Drop</u>	<u>High</u>	<u>High</u>	<u>HDCP</u>	<u>HDCP</u>	<u>-1-</u>	<u>-2-</u>	<u>-3-</u>	<u>Total</u>
					<u>Avg +1</u>	<u>Avg -1</u>	<u>Game</u>	<u>Sers</u>	<u>Game</u>	<u>Sers</u>				
Gary Endow	129	91	2727	21	393	368	170	432	261	705	149	139	141	429
Kyle Minami	150	70	0	0			0	0						0
Ryuto Murata	161	59	3395	21	493	468	212	529	271	706	145	151	148	444

### Temporary Substitutes



#### Men

Name	Avg HDCP		Pins	Gms	High Game	High Sers	HDCP Game	HDCP Sers	-1-	-2-	-3-	Total	HDCP Total
Kevin Endow	182	38	1639	9	234	572			179	234	159	572	716
Tyler Hirano	bk117	103	711	6	153	379						0	0
Daniel Maxfield	193	27	2326	12	245	604			223	176	190	589	670
George Parker	217	3	1953	9	266	679						0	0
David Shimizu	191	29	2299	12	252	661			212	192	192	596	689
Paul Shimizu	bk197	23	1034	6	207	533						0	0
Tyler Takeshima	bk189	31	1038	6	212	528			166	177	167	510	603
Gary Yamamoto	bk183	37	581	3	248	581						0	0

#### Women

Name	Avg HDCP		Pins	Gms	High Game	High Sers	HDCP Game	HDCP Sers	-1-	-2-	-3-	Total	HDCP Total
Kelli Kobayashi	bk168	52	478	3	185	478						0	0
Cookie Lelevier	bk173	47	1042	6	193	530						0	0
Sheri Sasaki	120	100	443	3	170	443						0	0

### Last Week's Top Scores

Team Scratch Game		Team Scratch Series		Team Handicap Game		Team Handicap Series	
639 Team 4		1815 GTFIM		766 Team 4		2135 Team 11	
<b>Scratch Game</b>		<b>Scratch Series</b>		<b>Handicap Game</b>		<b>Handicap Series</b>	
<b>Men</b>	267 Kyle Deshazo 247 Todd Niitsuma 247 Steve Mikuni 241 Bing Tre Lau III 236 Bing Lau Jr 236 Randy Tomita	677 Todd Niitsuma 651 Randy Tomita 649 Bing Tre Lau III 647 Steve Mikuni 632 Kyle Deshazo	282 Steve Mikuni 268 Todd Niitsuma 255 Bing Lau Jr 247 Randy Tomita 245 Kenneth Morita	752 Steve Mikuni 740 Todd Niitsuma 702 Gary Endow 684 Randy Tomita 665 Bing Lau Jr			
<b>Women</b>	227 Jacey Opiana 222 San Mitchell 206 Sandra Yamamoto 192 Tami Shiotani 188 Joanne Kobayashi	662 Jacey Opiana 573 San Mitchell 558 Sandra Yamamoto 547 Tami Shiotani 492 Nikkita Mitchell	269 Noreen Endow 251 Joanne Kobayashi 250 San Mitchell 241 Tami Shiotani 239 Sandra Yamamoto	694 Noreen Endow 694 Tami Shiotani 657 San Mitchell 657 Sandra Yamamoto 644 Joanne Kobayashi			

### Season High Scores

Team Scratch Series		Team Scratch Game		Team Handicap Series		Team Handicap Game	
1876 GTFIM		670 Team 5		2184 Team 5		766 Team 4	
<i>Bowlers must have a minimum of 21 games (after bowling) to be listed for high handicap game and series.</i>							
<b>Scratch Series</b>		<b>Scratch Game</b>		<b>Handicap Series</b>		<b>Handicap Game</b>	
<b>Men</b>	798 Tyler Minami	267 Bing Lau Jr 267 Kyle Deshazo	825 Tyler Minami	287 Todd Niitsuma			
<b>Women</b>	723 Jacey Opiana	248 Nikkita Mitchell	764 Nikkita Mitchell	284 Tami Shiotani			

### Individual High Averages

<b>Men</b>	213.61	Bing Tre Lau III
<b>Women</b>	201.40	Jacey Opiana

### Most Improved Average

<b>Men</b>	176	to	198.44	=	+22.44	Donny Chitwood	<b>Women</b>	176	to	187.48	=	+11.48	Sandra Yamamoto
------------	-----	----	--------	---	--------	----------------	--------------	-----	----	--------	---	--------	-----------------

### Local and Bowling Center Awards

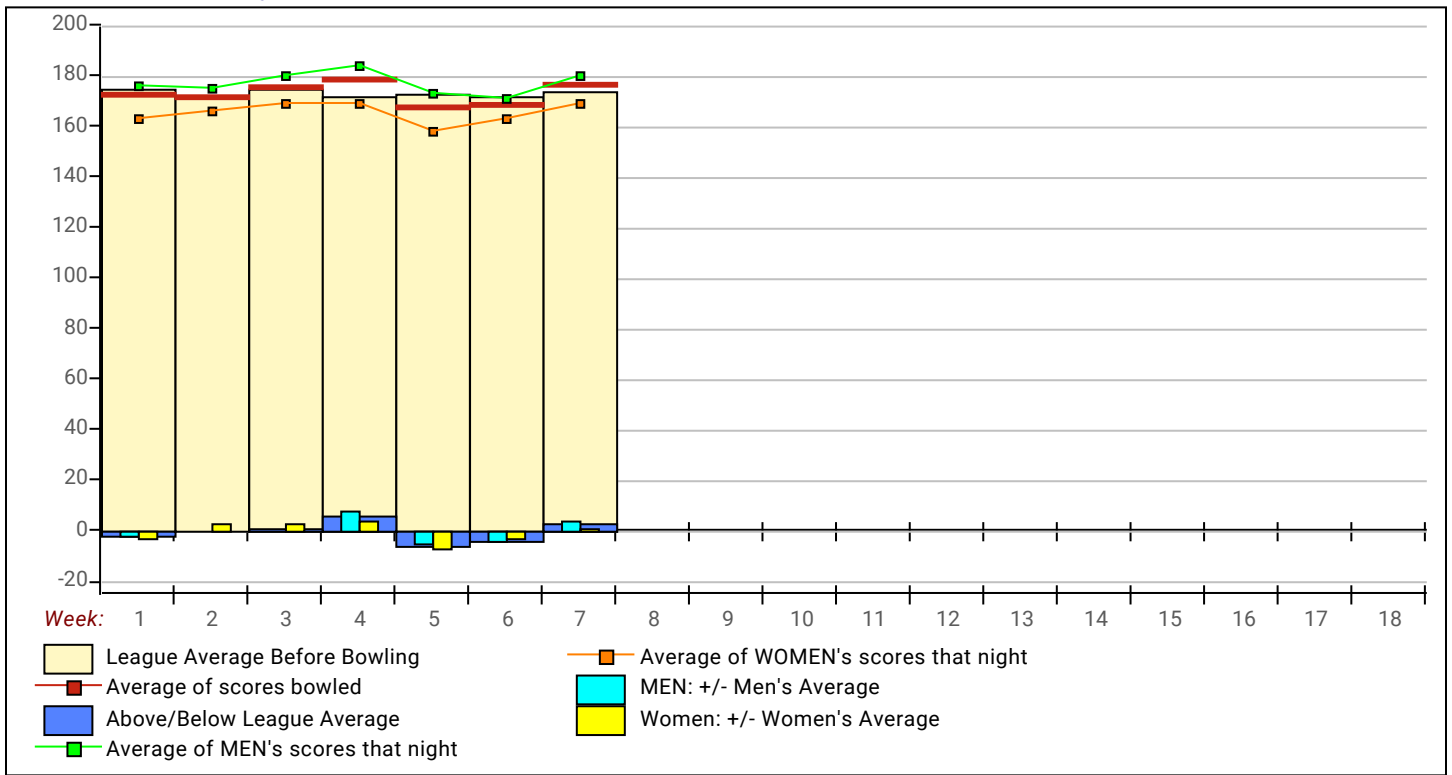
Name	Age	Award Score	Award Received	Name	Age	Award Score	Award Received
Kyle Deshazo		267	250 Game (GLAC USBC)	Steve Mikuni		647	100 Pins Over Average-Series (GLAC
		267	75 Pins Over Average-Game (GLAC USB			247	50 Pins Over Average-Game (GLAC U
Brendan Hirano		233	50 Pins Over Average-Game (GLAC USB				

### View Standings on the Web

Visit [LeagueSecretary.com](http://LeagueSecretary.com) - This league's ID number is **122891**  
 View standings, bowler history, statistics and more. Also check out the Mobile App.  
 Visit [bowl.com](http://bowl.com) - This league's ID number is **9622**



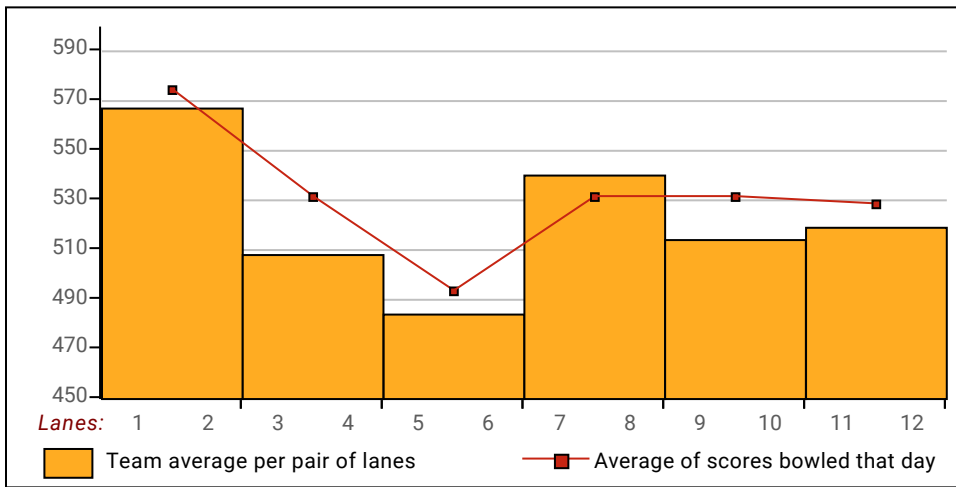
League Average Week-by-Week



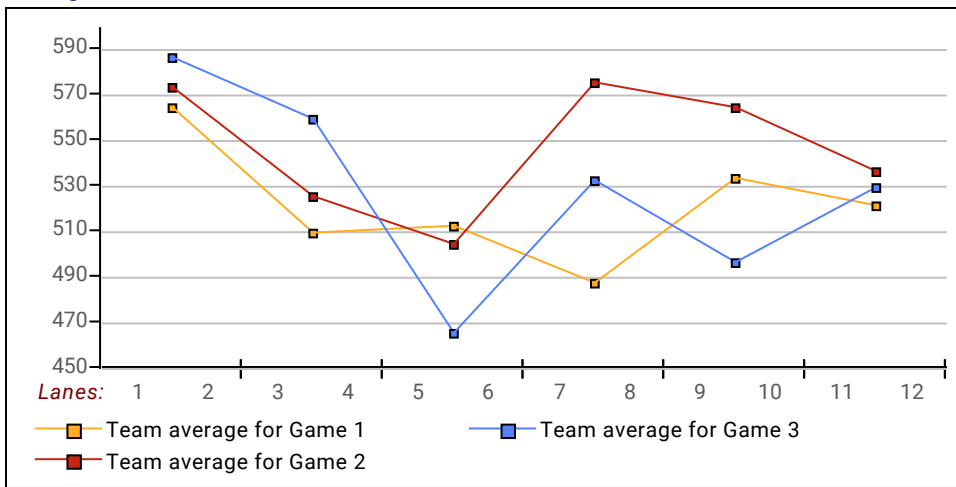
***This Week's Statistics***

	<u>Over All</u>	<u>Men</u>	<u>Women</u>
How many people bowled	35	26	9
Number of games bowled	105	78	27
Actual average of week's scores	177.01	179.62	169.48
How many games above average	54	42	12
How many games below average	51	36	15
Pins above/below average per game	3.84	4.77	1.15
How many people raised average	20	16	4
by this amount	2.19	2.25	1.97
How many people went down	15	10	5
by this amount	-1.59	-1.70	-1.36
League average before bowling	173.70	175.36	168.89
League average after bowling	174.27	176.09	169.00
Change in league average	0.57	0.73	0.12
800s	--	--	--
775s	--	--	--
750s	--	--	--
725s	--	--	--
700s	--	--	--
675s	1	1	--
650s	2	1	1
625s	3	3	--
600s	2	2	--
575s	3	3	--
550s	4	2	2
525s	3	2	1
500s	3	3	--
475s	3	2	1
450s	3	2	1
425s	5	3	2
400s	2	1	1
below 400	1	1	--
300s	--	--	--
275s	--	--	--
250s	1	1	--
225s	9	8	1
200s	18	14	4
175s	26	18	8
150s	25	20	5
125s	23	15	8
100s	3	2	1
below 100	--	--	--

**Team Average vs Avg of Scores**



**Average of Scores for Each Game**



**Amount Over/Under Team Average**

