

Junior Royals

Saturday 10:00 am

Winnetka Bowl

Lanes 5 - 12

USBC Certification: 455239 Lane Certification: 8846

Team Standings

Place	Lane	#	Team Name	Points Won	Points Lost	Pins + HDCP	HDCP Game	HDCP Sers	Team Avg
1	11	1	Alley Gators	19	9	13523	731	2015	475
2	12	2	Team 2	15	13	13135	708	1949	530
3	9	3	Team 3	15	13	13654	759	2106	357
4	8	8	Team 8	13½	14½	11423	690	1964	524
5	10	4	Team 4	13	15	13254	709	2026	483
6	6	6	Team 6	10½	17½	13392	747	2024	604
7	5	5	Team 5	10	18	11209	682	1902	385
8	7	7	Team 7	10	18	10700	683	1954	368

Review of Last Week's Bowling.....

Lanes	Team Name	HDCP -1-	HDCP -2-	HDCP -3-	HDCP Total	Last Wk WON	Team Name	HDCP -1-	HDCP -2-	HDCP -3-	HDCP Total	Last Wk WON
5-6	Team 4	654	596	604	1854	1	<---> Team 7	588	664	649	1901	3
7-8	Team 6	594	650	640	1884	1	<---> Alley Gators	660	731	624	2015	3
9-10	Team 8	0	0	0	0	0	<---> Team 2	591	639	631	1861	3
11-12	Team 3	623	591	579	1793	1	<---> Team 5	583	599	658	1840	3

Lane Assignments

	<u>5-6</u>	<u>7-8</u>	<u>9-10</u>	<u>11-12</u>
Wk08 06/29	5- 6	7- 8	3- 4	1- 2
Wk09 07/06	2- 4	1- 3	5- 7	6- 8
Wk10 07/13	7- 3	2- 6	1- 8	5- 4

Team Rosters

1 - Alley Gators Lane 11 HDCP=166 Avg=475

Name	Avg	HDCP	Pins	Gms	To Raise Avg +1	To Drop Avg -1	High Game	High Sers	HDCP Game	HDCP Sers	-1-	-2-	-3-	Total
Ryan Dornfeld	170	45	2559	15	519	500	217	537	263	675	156	217	164	537
Carter Phillips	113	96	2048	18	346	324	164	351	261	648	a103	a103	a103	309
Joshua Novoa	192	25	4038	21	594	569	246	656	277	743	230	240	186	656

2 - Team 2 Lane 12 HDCP=116 Avg=530

Name	Avg	HDCP	Pins	Gms	To Raise Avg +1	To Drop Avg -1	High Game	High Sers	HDCP Game	HDCP Sers	-1-	-2-	-3-	Total
Serenity Inthavong	150	63	2256	15	462	443	212	505	265	654	a140	a140	a140	420
Mason Kollstedt	187	29	2815	15	569	550	223	587	252	655	a177	a177	a177	531
Tiana Thoman-Smith	193	24	4062	21	594	569	243	662	264	725	159	207	199	565

3 - Team 3 Lane 9 HDCP=271 Avg=357

Name	Avg	HDCP	Pins	Gms	To Raise Avg +1	To Drop Avg -1	High Game	High Sers	HDCP Game	HDCP Sers	-1-	-2-	-3-	Total
John Ostrow	103	105	1868	18	316	294	155	372	263	696	120	88	76	284
Nicholas Ananyan	169	45	2545	15	515	496	230	554	274	701	a159	a159	a159	477
Ethan Peralta	85	121	1288	15	260	241	152	382	282	772	a75	a75	a75	225

4 - Team 4 Lane 10 HDCP=157 Avg=483

Name	Avg	HDCP	Pins	Gms	To Raise Avg +1	To Drop Avg -1	High Game	High Sers	HDCP Game	HDCP Sers	-1-	-2-	-3-	Total
Yaniv Kopel	127	83	2296	18	392	370	180	469	268	733	146	122	92	360
Nathaniel Henerson	179	36	3225	18	555	533	222	581	256	698	186	152	190	528
Ezekiel De Guzman	177	38	1421	8	537	525	217	598	235	652	a167	a167	a167	501

5 - Team 5 Lane 5 HDCP=246 Avg=385

Name	Avg	HDCP	Pins	Gms	To Raise Avg +1	To Drop Avg -1	High Game	High Sers	HDCP Game	HDCP Sers	-1-	-2-	-3-	Total
Jaecob Branom	139	72	2085	15	435	416	170	458	242	660	114	123	170	407
Shannon Sirody	126	84	1900	15	386	367	179	452	264	707	106	113	125	344
VACANT	120	90	0	0			0	0			v120	v120	v120	360

6 - Team 6 Lane 6 HDCP=50 Avg=604

Name	Avg	HDCP	Pins	Gms	To Raise Avg +1	To Drop Avg -1	High Game	High Sers	HDCP Game	HDCP Sers	-1-	-2-	-3-	Total
Jesus Gutierrez Jr	191	26	4015	21	593	568	258	650	265	671	172	176	176	524
Benaiah McElroy	201	17	2419	12	611	595	235	642	254	723	a191	a191	a191	573
Justin Erickson	212	7	3181	15	653	634	267	708	282	753	182	234	224	640

7 - Team 7 Lane 7 HDCP=261 Avg=368

Name	Avg	HDCP	Pins	Gms	To Raise Avg +1	To Drop Avg -1	High Game	High Sers	HDCP Game	HDCP Sers	-1-	-2-	-3-	Total
Jaden Mendoza	114	95	1716	15	354	335	148	382	243	682	a104	a104	a104	312
Sophie Macklin	79	126	238	3	242	235	86	238	212	616	70	82	86	238
Kylar Niitsuma	175	40	1576	9	536	523	212	553	257	688	148	212	193	553

8 - Team 8 Lane 8 HDCP=127 Avg=524

Name	Avg	HDCP	Pins	Gms	To Raise Avg +1	To Drop Avg -1	High Game	High Sers	HDCP Game	HDCP Sers	-1-	-2-	-3-	Total
Percila Garcia	146	66	1760	12	445	429	189	490	252	712	a136	a136	a136	408
Johanna Earle	152	61	1829	12	466	450	179	508	237	662	a142	a142	a142	426
Dylan Ingram	226	0	2719	12	686	670	266	705	266	705	a216	a216	a216	648

Temporary Substitutes

<u>Name</u>	<u>Avg HDCP</u>		<u>Pins Gms</u>		<u>To Raise</u>	<u>To Drop</u>	<u>High</u>	<u>High</u>	<u>HDCP</u>	<u>HDCP</u>	<u>-1-</u>	<u>-2-</u>	<u>-3-</u>	<u>Total</u>
					<u>Avg +1</u>	<u>Avg -1</u>	<u>Game</u>	<u>Sers</u>	<u>Game</u>	<u>Sers</u>				
Vince Ghzanian	120	90	0	0			0	0						0

Last Week's Top Scores

Team Scratch Game		Team Scratch Series		Team Handicap Game		Team Handicap Series	
601 Team 6		1737 Team 6		731 Alley Gators		2015 Alley Gators	
Scratch Game		Scratch Series		Handicap Game		Handicap Series	
Boys	240 Joshua Novoa	656 Joshua Novoa	269 Joshua Novoa	743 Joshua Novoa	234 Justin Erickson	688 Kylar Niitsuma	675 Ryan Dornfeld
	217 Ryan Dornfeld	640 Justin Erickson	263 Ryan Dornfeld	664 Justin Erickson	212 Kylar Niitsuma	675 Ryan Dornfeld	664 Justin Erickson
	212 Kylar Niitsuma	553 Kylar Niitsuma	257 Kylar Niitsuma	636 Nathaniel Henerson	242 Jaecob Branom	664 Justin Erickson	636 Nathaniel Henerson
	190 Nathaniel Henerson	537 Ryan Dornfeld	242 Justin Erickson		242 Justin Erickson		
		528 Nathaniel Henerson	227 Yaniv Kopel				
Girls	207 Tiana Thoman-Smith	565 Tiana Thoman-Smith	230 Tiana Thoman-Smith	634 Tiana Thoman-Smith	125 Shannon Sirody	616 Sophie Macklin	587 Shannon Sirody
	86 Sophie Macklin	344 Shannon Sirody	212 Sophie Macklin	616 Sophie Macklin	86 Sophie Macklin	616 Sophie Macklin	587 Shannon Sirody
		238 Sophie Macklin	206 Shannon Sirody				

Season High Scores

Team Scratch Series		Team Scratch Game		Team Handicap Series		Team Handicap Game	
1853 Team 6		615 Team 2		2106 Team 3		747 Team 6	
Scratch Series		Scratch Game		Handicap Series		Handicap Game	
Boys	708 Justin Erickson	266 Dylan Ingram	772 Ethan Peralta	282 Justin Erickson	662 Tiana Thoman-Smith	265 Serenity Inthavong	265 Serenity Inthavong
Girls	662 Tiana Thoman-Smith	212 Serenity Inthavong	725 Tiana Thoman-Smith				

Most Improved Average

Boys 197 to 226.58 = +29.58 Dylan Ingram **Girls** 184 to 193.43 = +9.43 Tiana Thoman-Smith

Individual High Averages

Boys 226.58 Dylan Ingram
Girls 193.43 Tiana Thoman-Smith

National Association Awards Earned Last Week

Name	Age	Award Score	Award Received	Name	Age	Award Score	Award Received
Alley Gators		560	525 Game 3 youth 13-16 (USBC Team A				

Local and Bowling Center Awards

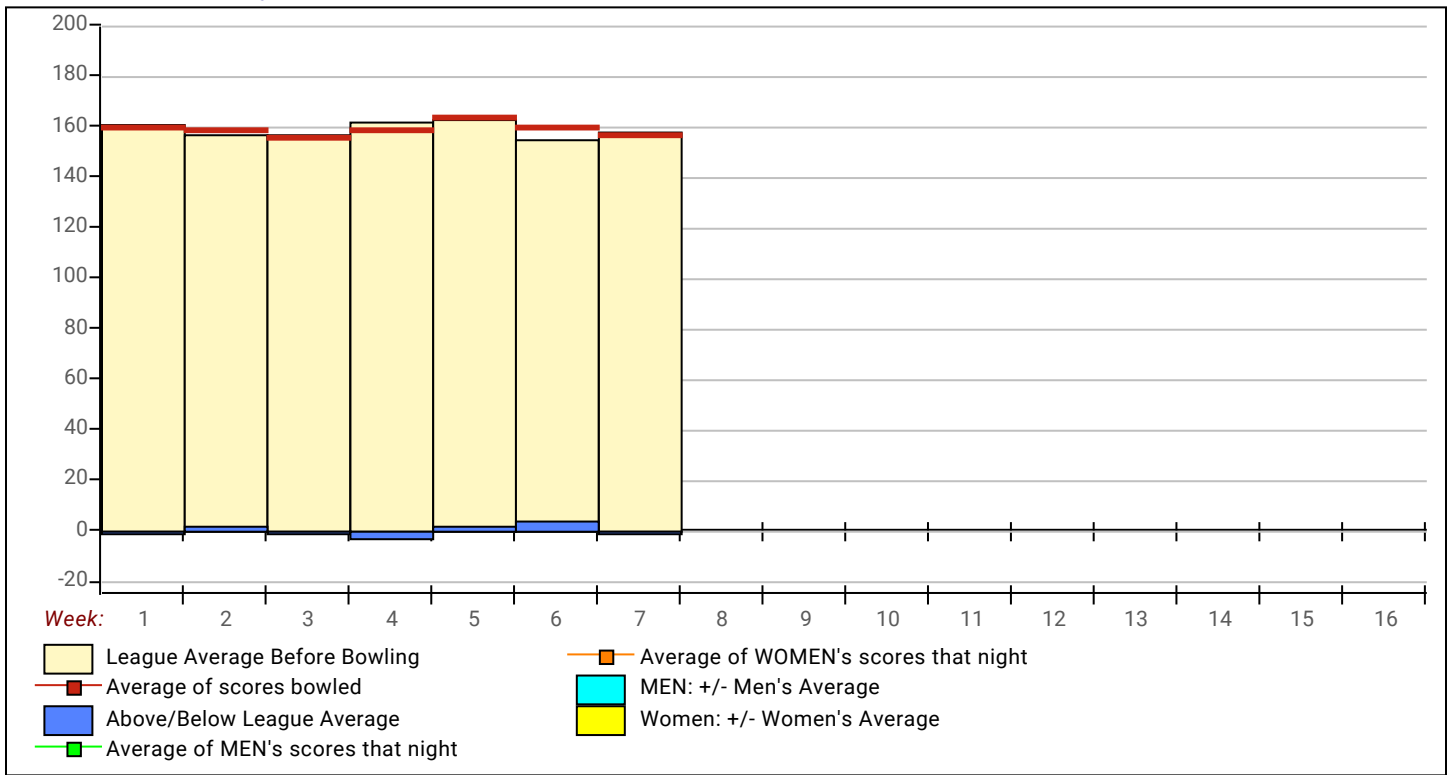
Name	Age	Award Score	Award Received	Name	Age	Award Score	Award Received
Kylar Niitsuma		553	550 Series (GLAC USBC Youth)	Joshua Novoa		656	650 Series (GLAC USBC Youth)

View Standings on the Web

Visit LeagueSecretary.com - This league's ID number is 122955
 View standings, bowler history, statistics and more. Also check out the Mobile App.
 Visit bowl.com - This league's ID number is 6715



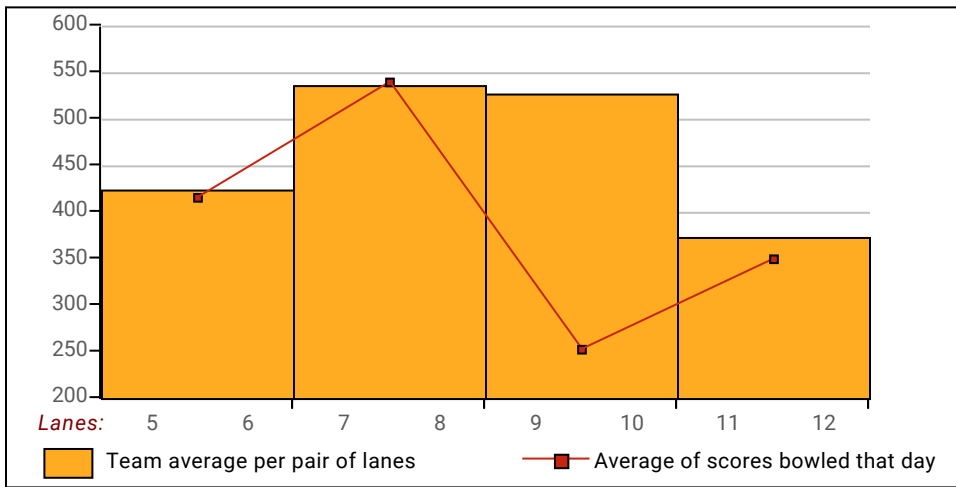
League Average Week-by-Week



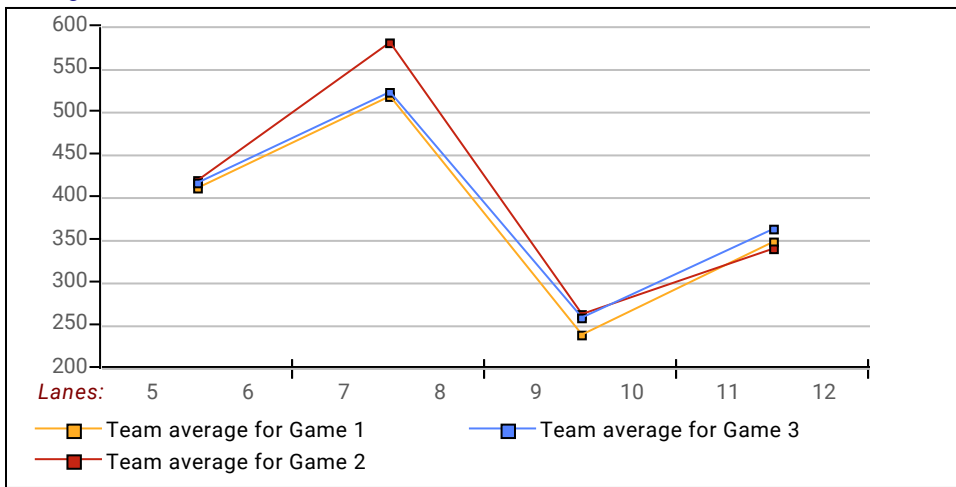
This Week's Statistics

	<u>Over All</u>	<u>Boys</u>	<u>Girls</u>
How many people bowled	12	9	3
Number of games bowled	36	27	9
Actual average of week's scores	156.56	166.26	127.44
How many games above average	16	12	4
How many games below average	20	15	5
Pins above/below average per game	-0.36	1.70	-6.56
How many people raised average	4	4	--
by this amount	2.86	2.86	0.00
How many people went down	7	5	2
by this amount	-1.63	-1.51	-1.92
League average before bowling	157.51	165.21	134.43
League average after bowling	157.52	165.64	133.14
Change in league average	0.00	0.43	-1.28
800s	--	--	--
775s	--	--	--
750s	--	--	--
725s	--	--	--
700s	--	--	--
675s	--	--	--
650s	1	1	--
625s	1	1	--
600s	--	--	--
575s	--	--	--
550s	2	1	1
525s	2	2	--
500s	1	1	--
475s	--	--	--
450s	--	--	--
425s	--	--	--
400s	1	1	--
below 400	4	2	2
300s	--	--	--
275s	--	--	--
250s	--	--	--
225s	3	3	--
200s	4	3	1
175s	8	7	1
150s	6	5	1
125s	3	2	1
100s	6	4	2
below 100	6	3	3

Team Average vs Avg of Scores



Average of Scores for Each Game



Amount Over/Under Team Average

