

Friday 7:00 pm

Winnetka Bowl

Lanes 1 - 12

USBC Certification: 686362 Lane Certification: 8846
 President: Don Kobayashi is on Lane 3 KIM01946@aol.com
 Vice President: Tami Shiotani is on Lane 3 tntshiotani@aol.com
 Secretary/Treasurer: Stan Date is on Lane 5 standate@gmail.com

Team Standings

Place	Lane	#	Team Name	Points Won	Points Lost	Pins + HDCP	HDCP Game	HDCP Sers	Team Avg
1	10	9	Team 9	21	11	15833	765	2099	544
2	4	11	Team 11	20	12	16424	738	2137	535
3	3	2	Team 2	20	12	15654	710	2016	471
4	8	5	Team 5	18	14	15986	792	2184	562
5	6	12	Team 12	18	14	15832	754	2177	445
6	11	7	GTFIM	17	15	15870	753	2122	577
7	2	1	Team 1	15	17	15703	735	2074	535
8	12	10	Team 10	14	18	15828	749	2080	438
9	1	6	Team 6	12½	19½	15972	763	2159	478
10	9	4	Team 4	12½	19½	15739	766	2106	542
11	5	8	Team 8	12	20	16029	713	2098	526
12	7	3	Team 3	12	20	15732	733	2079	506

Review of Last Week's Bowling.....

Lanes	Team Name	HDCP -1-	HDCP -2-	HDCP -3-	HDCP Total	Last Wk WON	Team Name	HDCP -1-	HDCP -2-	HDCP -3-	HDCP Total	Last Wk WON
1-2	Team 12	677	746	754	2177	4	<---> Team 9	616	677	618	1911	0
3-4	Team 10	718	667	667	2052	4	<---> Team 5	701	662	663	2026	0
5-6	GTFIM	685	702	666	2053	1	<---> Team 11	709	691	676	2076	3
7-8	Team 4	643	715	679	2037	2½	<---> Team 6	688	661	679	2028	1½
9-10	Team 2	698	652	624	1974	3	<---> Team 3	591	647	637	1875	1
11-12	Team 8	692	713	693	2098	3	<---> Team 1	641	727	667	2035	1

Lane Assignments

	1-2	3-4	5-6	7-8	9-10	11-12
Today	6- 1	2- 11	8- 12	3- 5	4- 9	7- 10
Next Week	3- 10	8- 9	4- 1	2- 7	5- 11	12- 6
2 Weeks	8- 4	7- 3	6- 9	11- 10	12- 1	5- 2



Team Rosters

1 - Team 1 Lane 2 HDCP=125 Avg=535

Name	Avg	HDCP	Pins	Gms	To Raise Avg +1	To Drop Avg -1	High Game	High Sers	HDCP Game	HDCP Sers	-1-	-2-	-3-	Total
Nikkita Mitchell	183	37	4400	24	568	540	248	656	284	764	161	177	196	534
Eiji Fukumoto	159	61	3341	21	499	474	199	519	260	702	148	199	168	515
San Mitchell	193	27	4641	24	597	569	247	621	275	705	205	224	176	605

2 - Team 2 Lane 3 HDCP=189 Avg=471

Name	Avg	HDCP	Pins	Gms	To Raise Avg +1	To Drop Avg -1	High Game	High Sers	HDCP Game	HDCP Sers	-1-	-2-	-3-	Total
Don Kobayashi	131	89	2369	18	403	381	168	442			131	114	99	344
Tami Shiotani	174	46	4190	24	535	507	235	589	284	736	223	179	187	589
Ryan Tomita	166	54	3492	21	516	491	213	582	267	744	157	172	151	480

3 - Team 3 Lane 7 HDCP=154 Avg=506

Name	Avg	HDCP	Pins	Gms	To Raise Avg +1	To Drop Avg -1	High Game	High Sers	HDCP Game	HDCP Sers	-1-	-2-	-3-	Total
Joanne Kobayashi	156	64	3762	24	477	449	196	497	259	686	147	163	149	459
Mark Yamashita	167	53	3520	21	512	487	211	533	264	692	160	189	160	509
Sandra Yamamoto	183	37	4397	24	571	543	227	653	260	752	135	146	179	460

4 - Team 4 Lane 9 HDCP=118 Avg=542

Name	Avg	HDCP	Pins	Gms	To Raise Avg +1	To Drop Avg -1	High Game	High Sers	HDCP Game	HDCP Sers	-1-	-2-	-3-	Total
Brendan Hirano	174	46	3667	21	533	508	234	573	280	711	178	234	161	573
Kevin Hirano	181	39	4360	24	554	526	218	600	255	711	151	166	181	498
Kyle Deshazo	187	33	3941	21	571	546	267	632	300	731	193	194	216	603

5 - Team 5 Lane 8 HDCP=98 Avg=562

Name	Avg	HDCP	Pins	Gms	To Raise Avg +1	To Drop Avg -1	High Game	High Sers	HDCP Game	HDCP Sers	-1-	-2-	-3-	Total
Donny Chitwood	194	26	2330	12	595	579	234	650			226	149	169	544
Dean Morikawa	164	56	3954	24	501	473	199	553	255	721	130	173	199	502
Bing Lau Jr	204	16	4910	24	625	597	267	689	286	746	248	243	198	689

6 - Team 6 Lane 1 HDCP=182 Avg=478

Name	Avg	HDCP	Pins	Gms	To Raise Avg +1	To Drop Avg -1	High Game	High Sers	HDCP Game	HDCP Sers	-1-	-2-	-3-	Total
Noreen Endow	127	93	3061	24	395	367	178	430	271	709	130	123	128	381
Kris Minami	137	83	2882	21	430	405	170	484	253	733	124	122	138	384
Tyler Minami	214	6	5152	24	653	625	300	798	309	825	250	232	229	711

7 - GTFIM Lane 11 HDCP=83 Avg=577

Name	Avg	HDCP	Pins	Gms	To Raise Avg +1	To Drop Avg -1	High Game	High Sers	HDCP Game	HDCP Sers	-1-	-2-	-3-	Total
Rai Dela Rama	162	58	3421	21	491	466	202	547	260	721	160	182	181	523
Bing Tre Lau III	215	5	4528	21	656	631	255	740	260	755	203	246	234	683
Jacey Opiana	200	20	4620	23	606	579	268	723	285	774	237	189	166	592

8 - Team 8 Lane 5 HDCP=134 Avg=526

Name	Avg	HDCP	Pins	Gms	To Raise Avg +1	To Drop Avg -1	High Game	High Sers	HDCP Game	HDCP Sers	-1-	-2-	-3-	Total
Mamo Tashima	157	63	3790	24	476	448	201	535	266	730	175	169	191	535
Stan Date	188	32	3956	21	580	555	232	595	264	691	206	176	197	579
Kenneth Morita	181	39	4350	24	564	536	230	583	270	703	173	230	167	570

9 - Team 9 Lane 10 HDCP=116 Avg=544

<u>Name</u>	<u>Avg HDCP</u>		<u>Pins Gms</u>		<u>To Raise</u> <u>Avg +1</u>	<u>To Drop</u> <u>Avg -1</u>	<u>High</u> <u>Game</u>	<u>High</u> <u>Sers</u>	<u>HDCP</u> <u>Game</u>	<u>HDCP</u> <u>Sers</u>	<u>-1-</u>	<u>-2-</u>	<u>-3-</u>	<u>Total</u>
Noriko Fukunaga	161	59	3878	24	496	468	208	537	267	714	166	153	161	480
Shoji Takeshima	185	35	3347	18	559	537	226	638			152	214	169	535
Todd Niitsuma	198	22	4756	24	617	589	266	677	287	740	185	197	175	557

10 - Team 10 Lane 12 HDCP=222 Avg=438

<u>Name</u>	<u>Avg HDCP</u>		<u>Pins Gms</u>		<u>To Raise</u> <u>Avg +1</u>	<u>To Drop</u> <u>Avg -1</u>	<u>High</u> <u>Game</u>	<u>High</u> <u>Sers</u>	<u>HDCP</u> <u>Game</u>	<u>HDCP</u> <u>Sers</u>	<u>-1-</u>	<u>-2-</u>	<u>-3-</u>	<u>Total</u>
Tom Fukunaga	133	87	3201	24	417	389	177	461	267	731	161	163	137	461
Diane Date	123	97	1114	9	374	361	143	388			127	118	143	388
Mas Suruki	182	38	4372	24	569	541	232	609	273	732	232	188	189	609


11 - Team 11 Lane 4 HDCP=125 Avg=535


<u>Name</u>	<u>Avg HDCP</u>		<u>Pins Gms</u>		<u>To Raise</u> <u>Avg +1</u>	<u>To Drop</u> <u>Avg -1</u>	<u>High</u> <u>Game</u>	<u>High</u> <u>Sers</u>	<u>HDCP</u> <u>Game</u>	<u>HDCP</u> <u>Sers</u>	<u>-1-</u>	<u>-2-</u>	<u>-3-</u>	<u>Total</u>
Revon Mahuna	139	81	2922	21	438	413	161	450	242	693	161	129	154	444
Steve Mikuni	188	32	4522	24	581	553	247	647	282	752	218	227	177	622
Randy Tomita	208	12	5015	24	628	600	257	677	268	710	201	206	216	623

12 - Team 12 Lane 6 HDCP=215 Avg=445

<u>Name</u>	<u>Avg HDCP</u>		<u>Pins Gms</u>		<u>To Raise</u> <u>Avg +1</u>	<u>To Drop</u> <u>Avg -1</u>	<u>High</u> <u>Game</u>	<u>High</u> <u>Sers</u>	<u>HDCP</u> <u>Game</u>	<u>HDCP</u> <u>Sers</u>	<u>-1-</u>	<u>-2-</u>	<u>-3-</u>	<u>Total</u>
Gary Endow	131	89	3166	24	398	370	170	439	261	712	156	115	168	439
Kyle Minami	150	70	534	3	540	533	234	534			151	234	149	534
Ryuto Murata	164	56	3939	24	516	488	217	544	276	721	150	177	217	544

Temporary Substitutes

 Men													
<u>Name</u>	<u>Avg HDCP</u>		<u>Pins</u>	<u>Gms</u>	<u>High Game</u>	<u>High Sers</u>	<u>HDCP Game</u>	<u>HDCP Sers</u>	<u>-1-</u>	<u>-2-</u>	<u>-3-</u>	<u>Total</u>	<u>HDCP Total</u>
Kevin Endow	182	38	1639	9	234	572						0	0
Tyler Hirano	bk117	103	711	6	153	379						0	0
Daniel Maxfield	193	27	2326	12	245	604						0	0
George Parker	217	3	1953	9	266	679						0	0
David Shimizu	191	29	2299	12	252	661						0	0
Paul Shimizu	bk197	23	1034	6	207	533						0	0
Tyler Takeshima	bk189	31	1038	6	212	528						0	0
Gary Yamamoto	bk183	37	581	3	248	581						0	0

 Women													
<u>Name</u>	<u>Avg HDCP</u>		<u>Pins</u>	<u>Gms</u>	<u>High Game</u>	<u>High Sers</u>	<u>HDCP Game</u>	<u>HDCP Sers</u>	<u>-1-</u>	<u>-2-</u>	<u>-3-</u>	<u>Total</u>	<u>HDCP Total</u>
Kelli Kobayashi	bk168	52	478	3	185	478						0	0
Cookie Lelevier	bk173	47	1042	6	193	530						0	0
Sheri Sasaki	120	100	443	3	170	443						0	0

Last Week's Top Scores

Team Scratch Game		Team Scratch Series		Team Handicap Game		Team Handicap Series	
617 GTFIM		1798 GTFIM		754 Team 12		2177 Team 12	
Scratch Game		Scratch Series		Handicap Game		Handicap Series	
Men	250 Tyler Minami 248 Bing Lau Jr 246 Bing Tre Lau III 234 Kyle Minami 234 Brendan Hirano	711 Tyler Minami 689 Bing Lau Jr 683 Bing Tre Lau III 623 Randy Tomita 622 Steve Mikuni	280 Brendan Hirano 276 Ryuto Murata 273 Mas Suruki 270 Kenneth Morita 267 Bing Lau Jr	746 Bing Lau Jr 738 Tyler Minami 732 Mas Suruki 731 Tom Fukunaga 730 Mamo Tashima			
Women	237 Jacey Opiana 224 San Mitchell 223 Tami Shiotani 196 Nikkita Mitchell 179 Sandra Yamamoto	605 San Mitchell 592 Jacey Opiana 589 Tami Shiotani 534 Nikkita Mitchell 480 Noriko Fukunaga	272 Tami Shiotani 254 Jacey Opiana 252 San Mitchell 242 Revon Mahuna 232 Nikkita Mitchell	736 Tami Shiotani 689 San Mitchell 687 Revon Mahuna 660 Noreen Endow 657 Noriko Fukunaga			

Season High Scores

Team Scratch Series		Team Scratch Game		Team Handicap Series		Team Handicap Game	
1876 GTFIM		670 Team 5		2184 Team 5		766 Team 4	
Scratch Series		Scratch Game		Handicap Series		Handicap Game	
Men	798 Tyler Minami	267 Bing Lau Jr 267 Kyle Deshazo	825 Tyler Minami	300 Kyle Deshazo			
Women	723 Jacey Opiana	248 Nikkita Mitchell	774 Jacey Opiana	284 Nikkita Mitchell 284 Tami Shiotani			

Individual High Averages

Men	215.62	Bing Tre Lau III
Women	200.87	Jacey Opiana

Most Improved Average

Men	176	to	194.17	=	+18.17	Donny Chitwood	Women	164	to	174.58	=	+10.58	Tami Shiotani
------------	-----	----	--------	---	--------	----------------	--------------	-----	----	--------	---	--------	---------------

Local and Bowling Center Awards

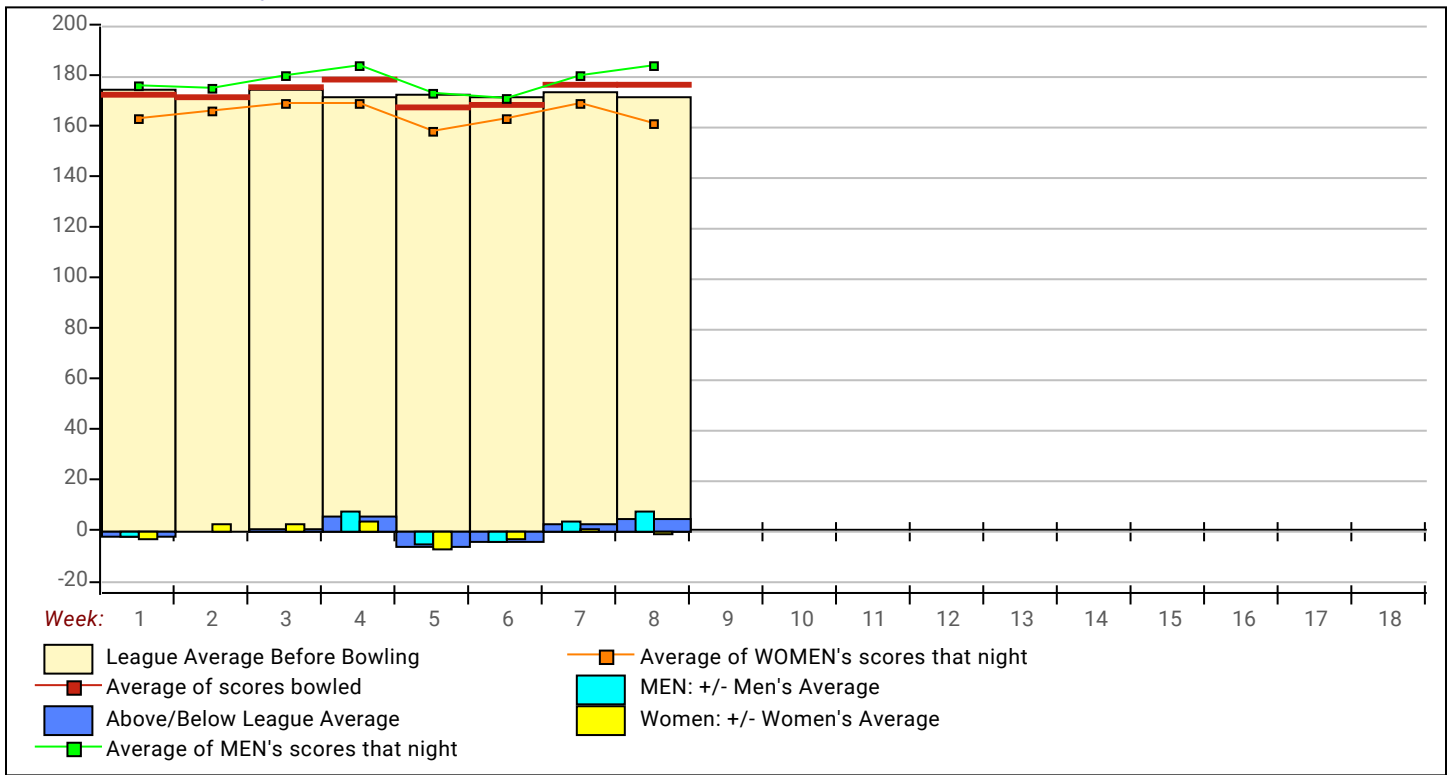
Name	Age	Award Score	Award Received	Name	Age	Award Score	Award Received
Kenneth Morita		230	50 Pins Over Average-Game (GLAC USB)	Mas Suruki		232	50 Pins Over Average-Game (GLAC U
Ryuto Murata		217	50 Pins Over Average-Game (GLAC USB)				

View Standings on the Web

Visit LeagueSecretary.com - This league's ID number is **122891**
 View standings, bowler history, statistics and more. Also check out the Mobile App.
 Visit bowl.com - This league's ID number is **9622**



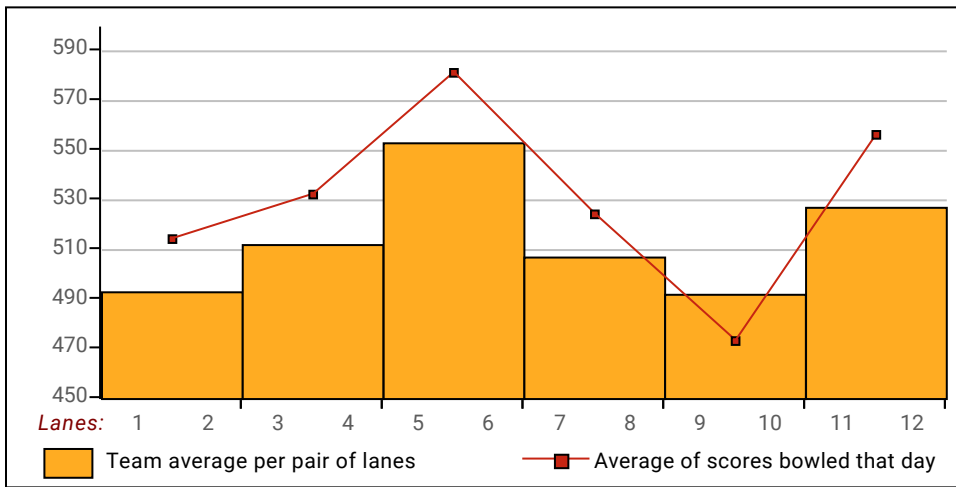
League Average Week-by-Week



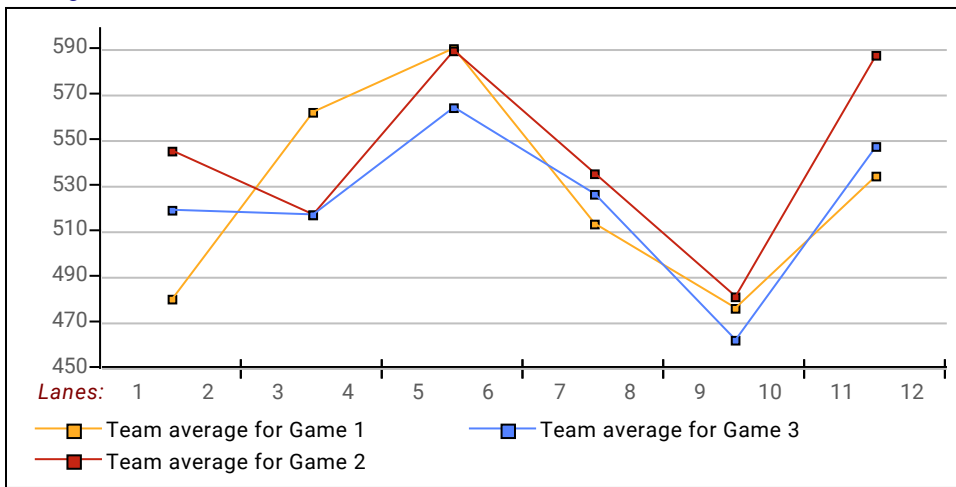
This Week's Statistics

	<u>Over All</u>	<u>Men</u>	<u>Women</u>
How many people bowled	36	25	11
Number of games bowled	108	75	33
Actual average of week's scores	176.83	183.76	161.09
How many games above average	57	42	15
How many games below average	49	33	16
Pins above/below average per game	5.50	8.08	-0.36
How many people raised average	21	17	4
by this amount	2.14	2.15	2.14
How many people went down	14	7	7
by this amount	-1.60	-2.06	-1.13
League average before bowling	171.74	176.07	161.89
League average after bowling	172.37	176.95	161.95
Change in league average	0.63	0.88	0.06
800s	--	--	--
775s	--	--	--
750s	--	--	--
725s	--	--	--
700s	1	1	--
675s	2	2	--
650s	--	--	--
625s	--	--	--
600s	5	4	1
575s	3	1	2
550s	3	3	--
525s	6	5	1
500s	4	4	--
475s	3	2	1
450s	3	1	2
425s	2	1	1
400s	--	--	--
below 400	4	1	3
300s	--	--	--
275s	--	--	--
250s	1	1	--
225s	13	12	1
200s	12	9	3
175s	28	21	7
150s	31	23	8
125s	16	6	10
100s	6	2	4
below 100	1	1	--

Team Average vs Avg of Scores



Average of Scores for Each Game



Amount Over/Under Team Average

