

Monday 7:00 pm

Winnetka Bowl

Lanes 15 - 32

USBC Certification: 686342

President: Jesse Gutierrez is on Lane 26 jessegutierrez@gmail.com

Vice President: Ray Plasse is on Lane 18 raymattecc@yahoo.com

Secretary/Treasurer: John Thoman is on Lane 26 johnthoman57@gmail.com

Sergeant at Arms: Alex Schwartz is on Lane 31 ASchwartz9522@gmail.com

Team Standings

Place	Lane	#	Team Name	Points Won	Points Lost	Pins + HDCP	HDCP Game	HDCP Sers	Team Avg
1	20	5	Team 5	8	0	24599	1012	2905	806
2	31	11	Bagels and Cream Cheese	7½	0½	24348	1042	2812	752
3	25	18	Git UR Wood!!	7	1	24818	1033	2847	742
4	17	10	Team 10	7	1	24416	1021	2899	629
5	26	6	"Old" Team Ritter	5	3	24622	1092	3054	779
6	24	4	Team 4 (1)	5	3	24560	1002	2914	867
7	22	1	Team 1	4	4	24513	1013	2959	682
8	27	14	Team Shake & Bake	4	4	24197	1021	2882	648
9	21	13	Purple Haze	4	4	23848	967	2728	682
10	16	8	Beans Team	4	4	23814	935	2739	547
11	32	17	Nacho Average Bowler	3	5	24552	1029	2981	682
12	23	15	Cookies n Cream	3	5	24065	964	2838	627
13	30	9	Drinking Joes	3	5	23744	988	2784	537
14	29	16	Sheila's Angels	3	5	23617	969	2722	690
15	19	12	WTF	2	6	21375	980	2737	670
16	28	7	Pin Heads	1	7	23422	962	2758	399
17	15	2	Anchor's Away	1	7	21422	1029	2929	697
18	18	3	The Good Frame Boys!	0½	7½	24379	1027	2852	765

Review of Last Week's Bowling.....

Lanes	Team Name	HDCP -1-	HDCP -2-	HDCP -3-	HDCP Total	Last Wk WON	Team Name	HDCP -1-	HDCP -2-	HDCP -3-	HDCP Total	Last Wk WON
15-16	Purple Haze	804	967	922	2693	3	<---> Pin Heads	859	862	818	2539	1
17-18	Drinking Joes	855	876	872	2603	0	<---> Bagels and Cream Ch	909	927	932	2768	4
19-20	Cookies n Cream	843	902	947	2692	1	<---> Git UR Wood!!	980	872	963	2815	3
21-22	Team Shake & Bake	886	937	949	2772	4	<---> Anchor's Away	0	0	0	0	0
23-24	Nacho Average Bowle	876	825	864	2565	1	<---> Sheila's Angels	939	782	921	2642	3
25-26	Team 5	933	979	993	2905	4	<---> The Good Frame Boys	881	858	881	2620	0
27-28	Beans Team	926	888	856	2670	4	<---> Team 1	915	820	808	2543	0
29-30	Team 4 (1)	889	862	899	2650	3	<---> "Old" Team Ritter	788	988	863	2639	1
31-32	Team 10	988	890	1021	2899	4	<---> WTF	892	888	931	2711	0

Lane Assignments

	15-16	17-18	19-20	21-22	23-24	25-26	27-28	29-30	31-32
Wk10 05/13	2- 8	10- 3	12- 5	13- 1	15- 4	18- 6	14- 7	16- 9	11-17
Wk11 05/20	12- 3	8- 5	10- 2	18- 4	13- 6	15- 1	17- 9	14-11	7-16
Wk12 06/03	10- 5	12- 2	8- 3	15- 6	18- 1	13- 4	16-11	17- 7	9-14

IMPORTANT DATES

Monday May 27: Memorial Day No Bowling
 Tuesday July 16: Cut off date to reserve a room at the Orleans Hotel and receive the group discount.
 Saturday August 17: Sweeper Day Orleans Bowling Center Las Vegas Noon
 Monday August 19: 2nd Chance Sweeper Winnetka Bowl 7 PM

Strike Pot 50/50

\$290.00 \$198.00

HOTEL INFORMATION-NEW REDUCED ROOM RATES!

The Orleans Hotel is holding hotel rooms for our league (August 15-August 18) and is offering a group discount. New rates: Friday and Saturday \$90 per night, Thursday and Sunday \$42 per night.
 To reserve please go to: <https://book.passkey.com/e/50804022> or call 800.675.3267 and use group code RMBH24C. Last day to reserve is July 16.

Team Rosters

1 - Team 1 Lane 22 HDCP=213 Avg=682

Name	Avg	HDCP	Pins	Gms	High Game	High Sers	HDCP Game	HDCP Sers	-1-	-2-	-3-	Total	HDCP Total
Fred Miller	158	64	4284	27	192	526	255	715	174	147	161	482	674
Shelly Steinborn	122	97	2573	21	146	412	243	703	a112	a112	a112	336	627
Jared Miller	180	45	4867	27	258	654	303	789	214	148	156	518	650
Jesse Chastain	222	7	5997	27	280	747	286	765	206	204	170	580	592

2 - Anchor's Away Lane 15 HDCP=199 Avg=697

Name	Avg	HDCP	Pins	Gms	High Game	High Sers	HDCP Game	HDCP Sers	-1-	-2-	-3-	Total	HDCP Total
Howard Bender	175	49	3165	18	208	584						0	0
Don Eisman	166	57	4004	24	214	557	269	722	190	116	160	466	631
Jerry Simmons	174	50	3149	18	222	618			a164	a164	a164	492	642
Neal Veis	182	43	4373	24	269	653	310	776	a172	a172	a172	516	645

3 - The Good Frame Boys! Lane 18 HDCP=137 Avg=765

Name	Avg	HDCP	Pins	Gms	High Game	High Sers	HDCP Game	HDCP Sers	-1-	-2-	-3-	Total	HDCP Total
Morgan Demeter	167	56	3852	23	214	564	270	732	a157	a157	a157	471	639
Chris Mintz-Plasse	202	25	4251	21	245	656	270	731	a192	a192	a192	576	651
Dan Musselman	197	29	4137	21	268	662	297	749	202	177	234	613	706
Ray Plasse	199	27	5387	27	245	677	272	758	192	194	160	546	624

4 - Team 4 (1) Lane 24 HDCP=50 Avg=867

Name	Avg	HDCP	Pins	Gms	High Game	High Sers	HDCP Game	HDCP Sers	-1-	-2-	-3-	Total	HDCP Total
Shawn Tamjidi	221	8	5767	26	297	775	302	790	229	190	188	607	622
Ynes Zavala	184	41	4792	26	237	622	277	742	177	188	183	548	671
Robert Pellicci	228	1	5947	26	279	732	279	732	205	224	246	675	675
Justin Pluchino	234	0	6109	26	300	742	300	724	232	214	236	682	682

5 - Team 5 Lane 20 HDCP=101 Avg=806

Name	Avg	HDCP	Pins	Gms	High Game	High Sers	HDCP Game	HDCP Sers	-1-	-2-	-3-	Total	HDCP Total
Ronnie Young Jr	201	26	4843	24	259	651	286	732	190	223	215	628	709
DeLeon Howard III	179	45	4850	27	258	643	305	784	189	199	201	589	730
Ellis Trotter	205	22	5559	27	269	686	295	764	212	195	233	640	709
Randall Williams	221	8	5974	27	266	727	277	757	235	255	237	727	757

6 - "Old" Team Ritter Lane 26 HDCP=125 Avg=779

Name	Avg	HDCP	Pins	Gms	High Game	High Sers	HDCP Game	HDCP Sers	-1-	-2-	-3-	Total	HDCP Total
George Ritter	182	43	4377	24	266	655	310	787	161	224	174	559	691
Maile Robertson	157	65	4253	27	234	565	297	754	108	189	154	451	643
Jesse Gutierrez	222	7	5341	24	279	768	286	789	213	246	209	668	689
John Thoman	218	10	5896	27	287	766	299	802	183	206	203	592	616

7 - Pin Heads Lane 28 HDCP=467 Avg=399

Name	Avg	HDCP	Pins	Gms	High Game	High Sers	HDCP Game	HDCP Sers	-1-	-2-	-3-	Total	HDCP Total
Dorene Hartman	121	98	3284	27	157	421	257	718	154	146	121	421	718
Steve Soft	59	153	1422	24	95	223	248	682	36	63	46	145	604
Tammy Soft	94	122	2279	24	135	338	256	701	96	86	98	280	643
Destry Walker	125	94	3378	27	215	504	306	777	109	103	89	301	574

8 - Beans Team Lane 16 HDCP=334 Avg=547

Name	Avg	HDCP	Pins	Gms	High Game	High Sers	HDCP Game	HDCP Sers	-1-	-2-	-3-	Total	HDCP Total
Betty Hogan	113	105	3076	27	165	391	270	706	124	133	121	378	696
William Bridle	143	78	3871	27	198	510	275	741	160	144	134	438	672
Shane Cornejo	138	82	3732	27	166	451	251	706	154	139	135	428	677
Mike Abbott	153	69	4147	27	207	538	271	730	154	138	132	424	625

9 - Drinking Joes Lane 30 HDCP=343 Avg=537

Name	Avg	HDCP	Pins	Gms	High Game	High Sers	HDCP Game	HDCP Sers	-1-	-2-	-3-	Total	HDCP Total
Nigel O'Reilly	144	77	3029	21	194	485	271	716	164	112	162	438	672
Stacey Tauson	122	97	2928	24	163	391	260	682	96	133	132	361	652
Ian Clasby	136	84	3673	27	194	467	278	719	119	155	108	382	631
Taryn West	135	85	2835	21	174	452	259	707	133	133	127	393	648

10 - Team 10 Lane 17 HDCP=260 Avg=629

Name	Avg	HDCP	Pins	Gms	High Game	High Sers	HDCP Game	HDCP Sers	-1-	-2-	-3-	Total	HDCP Total
Sarah Macklin	114	104	2743	24	160	401	265	716	78	114	160	352	667
Rudy Villa	147	74	3969	27	209	534	287	768	188	137	209	534	768
Randy Vargas	168	55	4386	26	214	579	273	756	187	163	166	516	681
Neema Khazaia	200	27	4809	24	267	693	297	783	267	208	218	693	783

11 - Bagels and Cream Cheese Lane 31 HDCP=149 Avg=752

Name	Avg	HDCP	Pins	Gms	High Game	High Sers	HDCP Game	HDCP Sers	-1-	-2-	-3-	Total	HDCP Total
Brittney Gonzalez	169	54	4056	24	214	546	268	708	112	176	193	481	643
Matt Mintz-Plasse	177	47	4800	27	243	609	293	759	235	181	171	587	734
Paul Martin	196	30	5302	27	260	749	298	863	223	191	209	623	719
Alex Schwartz	210	18	5672	27	279	719	295	767	185	225	206	616	672

12 - WTF Lane 19 HDCP=223 Avg=670

Name	Avg	HDCP	Pins	Gms	High Game	High Sers	HDCP Game	HDCP Sers	-1-	-2-	-3-	Total	HDCP Total
Matt Stevens	149	72	3142	21	188	506	260	722	a139	a139	a139	417	633
Ben Vered	163	60	3435	21	213	529	273	709	166	175	184	525	711
Tal Nelkin	180	45	4868	27	218	597	265	738	188	196	213	597	738
Owen Kato	178	46	4283	24	231	615	276	750	173	152	169	494	629

13 - Purple Haze Lane 21 HDCP=213 Avg=682

Name	Avg	HDCP	Pins	Gms	High Game	High Sers	HDCP Game	HDCP Sers	-1-	-2-	-3-	Total	HDCP Total
P-Dog Manansala	163	60	2621	16	201	526	265	718	112	183	170	465	654
<i>has Prebowl/MakeUp. True Avg-></i>	159		3502	22									
Colleen Van Zandt	164	59	2470	15	208	549	267	726	156	192	184	532	706
<i>has Prebowl/MakeUp. True Avg-></i>	166		4498	27									
Hank Patten	171	53	2571	15	201	538	257	706	139	178	153	470	644
<i>has Prebowl/MakeUp. True Avg-></i>	164		4437	27									
Myron Stevens	184	41	2767	15	244	675	280	783	181	198	199	578	689
<i>has Prebowl/MakeUp. True Avg-></i>	189		5105	27									

14 - Team Shake & Bake Lane 27 HDCP=243 Avg=648

Name	Avg	HDCP	Pins	Gms	High Game	High Sers	HDCP Game	HDCP Sers	-1-	-2-	-3-	Total	HDCP Total
Luke Surmeian	136	84	3674	27	175	456	258	705	125	140	171	436	694
Alex Monteagudo	162	61	4377	27	233	566	295	752	178	160	173	511	697
Kim Alanya	169	54	4079	24	203	571	259	739	168	202	199	569	737
Sebastian Morales	181	44	4348	24	236	598	279	727	168	188	159	515	644

15 - Cookies n Cream Lane 23 HDCP=262 Avg=627

Name	Avg	HDCP	Pins	Gms	High Game	High Sers	HDCP Game	HDCP Sers	-1-	-2-	-3-	Total	HDCP Total
Dina Duke	140	81	3381	24	173	459	252	696	137	136	125	398	635
Brett Martin	159	63	3357	21	213	514	276	703	140	164	170	474	663
Veronica Patton	188	37	4514	24	239	643	278	760	182	191	227	600	717
Diego Vargas	140	81	0	0	0	0	0	0	0	0	0	0	0

16 - Sheila's Angels Lane 29 HDCP=205 Avg=690

Name	Avg	HDCP	Pins	Gms	High Game	High Sers	HDCP Game	HDCP Sers	-1-	-2-	-3-	Total	HDCP Total
Shelley Thoman	159	63	4318	27	204	512	268	704	164	154	171	489	678
Vincent Alcala	134	86	3634	27	178	461	265	722	177	107	144	428	689
Keith Holt	bk196	30	574	3	208	574			208	173	193	574	664
Jaelyn Thoman	201	26	3024	15	245	648						0	0
Bobby Ballard	190	36	2280	12	235	682			179	137	202	518	611

17 - Nacho Average Bowler Lane 32 HDCP=213 Avg=682

Name	Avg	HDCP	Pins	Gms	High Game	High Sers	HDCP Game	HDCP Sers	-1-	-2-	-3-	Total	HDCP Total
David Molina	212	16	5108	24	266	751	281	796	202	188	231	621	666
Eleonora Handal Molina	100	117	2721	27	165	396	285	756	126	121	109	356	710
Mike Molina	158	64	4283	27	225	575	286	758	148	121	134	403	589
Ryan Lunsford	212	16	5740	27	268	711	284	759	192	187	182	561	600

18 - Git UR Wood!! Lane 25 HDCP=158 Avg=742

Name	Avg	HDCP	Pins	Gms	High Game	High Sers	HDCP Game	HDCP Sers	-1-	-2-	-3-	Total	HDCP Total
Sean Drury	177	47	4796	27	246	586	294	730	141	183	246	570	714
Pat Cornish	176	48	4757	27	253	587	302	734	253	169	135	557	704
Joe Vallance	193	33	5228	27	249	640	284	745	185	171	212	568	664
Samuel Rodriguez	196	30	5306	27	240	637	272	733	240	188	209	637	733

Temporary Substitutes

Name	Avg	HDCP	Pins	Gms	High Game	High Sers	HDCP Game	HDCP Sers	-1-	-2-	-3-	Total	HDCP Total
Joel Andrade	bk205	22	635	3	222	635						0	0
Brent Brehm	bk194	32	679	3	247	679						0	0
Richard Deem	178	46	2671	15	237	596			177	182	237	596	752
Emmanuel Dizon	bk217	11	689	3	259	689						0	0
Breeanne Esterson	bk148	73	770	8	113	315						0	0
Tom Everitt	bk223	6	684	3	243	684						0	0
Blake Jozwiakowski	bk212	16	650	3	236	650						0	0
Karl Kurtz	212	16	1912	9	246	675						0	0
Joe Macklin	bk199	27	215	1	215	215						0	0
Jerome Pereyra	187	38	2811	15	246	583						0	0
Terry Posey	bk192	34	547	3	204	547						0	0
Andrew Rayes	186	39	560	3	205	560			164	191	205	560	677
Mathew Roy	169	54	3059	18	225	571						0	0
James Svastics	bk155	67	419	3	149	419						0	0
Taylor Tattersall	149	72	299	2	153	299						0	0
Dyanne Thoman	194	32	584	3	211	584						0	0
David Walters	bk172	52	441	3	180	441						0	0

Last Week's Top Scores

Team Scratch Game		Team Scratch Series		Team Handicap Game		Team Handicap Series	
886 Team 5		2584 Team 5		1021 Team 10		2905 Team 5	
Scratch Game		Scratch Series		Handicap Game		Handicap Series	
Men	267 Neema Khazaie	727 Randall Williams	297 Neema Khazaie	783 Neema Khazaie	294 Sean Drury	768 Rudy Villa	757 Randall Williams
	255 Randall Williams	693 Neema Khazaie	287 Rudy Villa	738 Tal Nelkin	284 Matt Mintz-Plasse	734 Matt Mintz-Plasse	
	246 Jesse Gutierrez	682 Justin Pluchino	272 Samuel Rodriguez		253 Dorene Hartman		
	246 Sean Drury	675 Robert Pellicci					
	246 Robert Pellicci	668 Jesse Gutierrez					
Women	253 Pat Cornish	600 Veronica Patton	302 Pat Cornish	737 Kim Alanya	266 Veronica Patton	718 Dorene Hartman	717 Veronica Patton
	227 Veronica Patton	569 Kim Alanya	265 Sarah Macklin	710 Eleonora Handal Molina	258 Kim Alanya	706 Colleen Van Zandt	
	202 Kim Alanya	557 Pat Cornish	253 Maile Robertson		253 Dorene Hartman		
	193 Brittney Gonzalez	532 Colleen Van Zandt					
	192 Colleen Van Zandt	489 Shelley Thoman					

Season High Scores

Team Scratch Series		Team Scratch Game		Team Handicap Series		Team Handicap Game	
2776 Team 4 (1)		956 "Old" Team Ritter		3054 "Old" Team Ritter		1042 Bagels and Cream	
Scratch Series		Scratch Game		Handicap Series		Handicap Game	
Men	775 Shawn Tamjidi	300 Justin Pluchino	863 Paul Martin	310 Neal Veis	310 George Ritter	302 Pat Cornish	
Women	648 Jaelyn Thoman	253 Pat Cornish	760 Veronica Patton				

Individual High Averages

Men	234.96	Justin Pluchino
Women	188.08	Veronica Patton

Most Improved Average

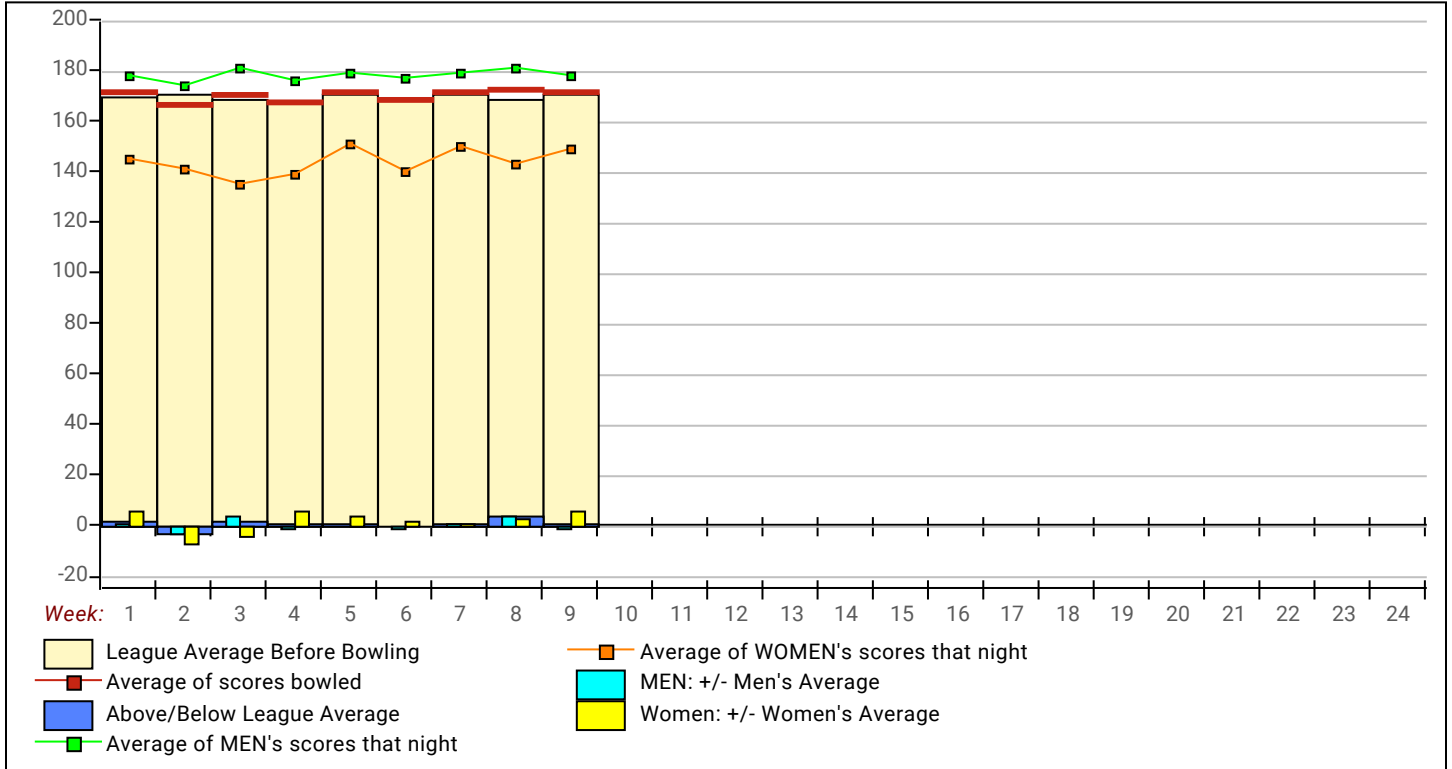
Men	140	to	162.11	=	+22.11	Alex Monteagudo	Women	79	to	100.78	=	+21.78	Eleonora Handal Molin
------------	-----	----	--------	---	--------	-----------------	--------------	----	----	--------	---	--------	-----------------------

View Standings on the Web

Visit LeagueSecretary.com - This league's ID number is **123108**
 View standings, bowler history, statistics and more. Also check out the Mobile App.
 Visit bowl.com - This league's ID number is **43**



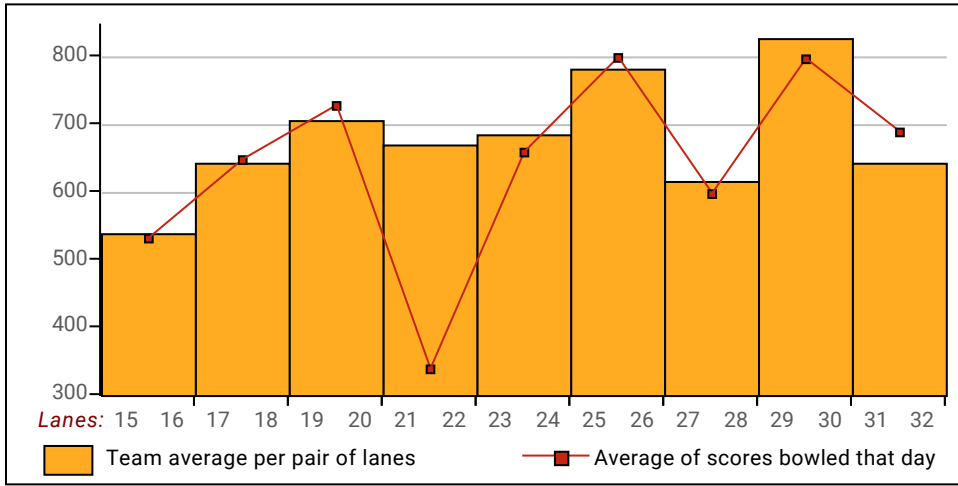
League Average Week-by-Week



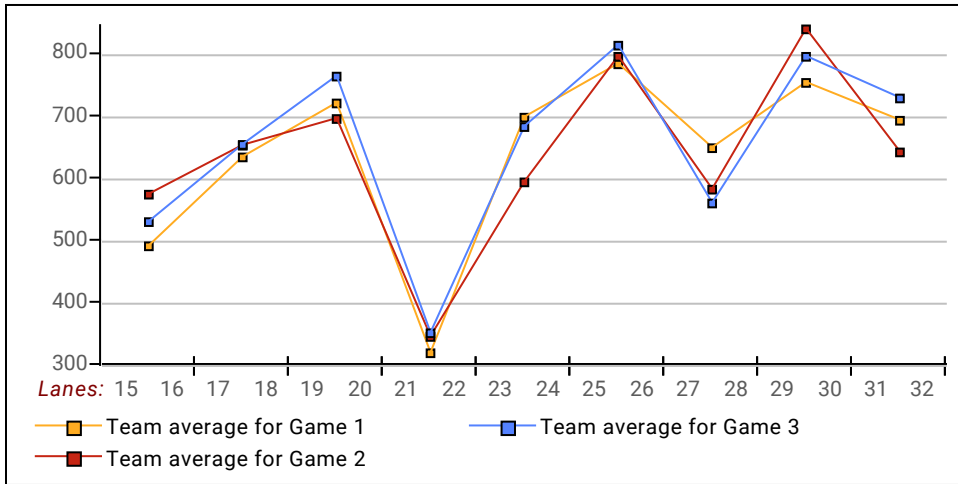
This Week's Statistics

	<u>Over All</u>	<u>Men</u>	<u>Women</u>
How many people bowled	66	52	14
Number of games bowled	198	156	42
Actual average of week's scores	171.55	177.62	148.98
How many games above average	102	76	26
How many games below average	96	80	16
Pins above/below average per game	1.39	0.01	6.55
How many people raised average	34	26	8
by this amount	1.80	1.86	1.58
How many people went down	31	25	6
by this amount	-1.74	-1.96	-0.80
League average before bowling	170.63	178.13	142.78
League average after bowling	170.74	178.11	143.34
Change in league average	0.11	-0.01	0.56
800s	--	--	--
775s	--	--	--
750s	--	--	--
725s	1	1	--
700s	--	--	--
675s	3	3	--
650s	1	1	--
625s	3	3	--
600s	6	5	1
575s	7	7	--
550s	8	6	2
525s	5	4	1
500s	5	5	--
475s	4	2	2
450s	5	4	1
425s	5	5	--
400s	3	2	1
below 400	10	4	6
300s	--	--	--
275s	--	--	--
250s	3	2	1
225s	16	15	1
200s	30	29	1
175s	51	43	8
150s	42	33	9
125s	30	20	10
100s	17	9	8
below 100	9	5	4

Team Average vs Avg of Scores



Average of Scores for Each Game



Amount Over/Under Team Average

