

Tuesday 9:30 am

## Winnetka Bowl

Lanes 1 - 8

USBC Certification: Lane Certification: 8846  
 President: Sandra Yamamoto is on Lane 6  
 Secretary/Treasurer: Joanne Kobayashi is on Lane 8

### Team Standings

Place	Lane	#	Team Name	Points Won	Points Lost	Pins + HDCP	HDCP Game	HDCP Sers	Team Avg
1	5	1	Team 1	26	10	16158	679	1913	428
2	2	3	Team 3	19½	16½	16176	663	1904	449
3	3	2	Team 2	19	17	16477	714	1983	435
4	7	5	Team 5	18	18	16258	672	1905	452
5	6	8	Team 8	17	19	16101	683	1926	432
6	1	7	Team 7	15	21	16219	681	1859	471
7	4	6	Team 6	15	21	15906	680	1899	433
8	8	4	Team 4	14½	21½	16053	671	1870	449

### Review of Last Week's Bowling.....

Lanes	Team Name	HDCP -1-	HDCP -2-	HDCP -3-	HDCP Total	Last Wk WON	Team Name	HDCP -1-	HDCP -2-	HDCP -3-	HDCP Total	Last Wk WON
1-2	Team 2	563	658	632	1853	3	<---> Team 4	604	549	560	1713	1
3-4	Team 1	610	624	679	1913	4	<---> Team 3	548	616	637	1801	0
5-6	Team 5	537	596	649	1782	1	<---> Team 7	632	609	588	1829	3
7-8	Team 6	589	550	571	1710	2	<---> Team 8	538	558	576	1672	2

### Lane Assignments

	<u>1-2</u>	<u>3-4</u>	<u>5-6</u>	<u>7-8</u>
Wk10 07/02	7- 3	2- 6	1- 8	5- 4
Wk11 07/09	1- 5	8- 4	7- 2	3- 6
Wk12 07/16	3- 8	5- 2	4- 6	7- 1

### Team Rosters

#### 1 - Team 1 Lane 5 HDCP=172 Avg=428

Name	Avg HDCP		Pins Gms		To Raise Avg +1	To Drop Avg -1	High Game	High Sers	HDCP Game	HDCP Sers	-1-	-2-	-3-	Total
Diane Date	124	76	2624	21	376	351	163	419	241	660	136	120	163	419
Revon Mahuna	141	59	3821	27	439	408	184	475	246	658	152	165	158	475
Ken Shinbashi	163	37	3920	24	508	480	204	521	237	620	146	163	182	491

#### 2 - Team 2 Lane 3 HDCP=165 Avg=435

Name	Avg HDCP		Pins Gms		To Raise Avg +1	To Drop Avg -1	High Game	High Sers	HDCP Game	HDCP Sers	-1-	-2-	-3-	Total
Kimiko Rasmussen	133	67	3595	27	425	394	169	444	240	657	116	154	124	394
Wataru Baba	146	54	3942	27	468	437	194	471	249	636	140	154	156	450
Dean Morikawa	156	44	4218	27	492	461	213	505	262	647	139	182	184	505

#### 3 - Team 3 Lane 2 HDCP=151 Avg=449

Name	Avg HDCP		Pins Gms		To Raise Avg +1	To Drop Avg -1	High Game	High Sers	HDCP Game	HDCP Sers	-1-	-2-	-3-	Total
Gary Endow	126	74	2664	21	384	359	162	429	237	660	94	155	134	383
Eiji Fukumoto	151	49	4083	27	477	446	193	530	251	704	142	139	165	446
Stan Date	172	28	4656	27	534	503	212	594	235	663	161	171	187	519

#### 4 - Team 4 Lane 8 HDCP=151 Avg=449

Name	Avg HDCP		Pins Gms		To Raise Avg +1	To Drop Avg -1	High Game	High Sers	HDCP Game	HDCP Sers	-1-	-2-	-3-	Total
Sam Nakata	126	74	2273	18	394	372	180	422	255	647	a116	a116	a116	348
Joanne Kobayashi	155	45	4201	27	479	448	195	509	241	650	150	162	129	441
Mas Suruki	168	32	4542	27	528	497	222	593	247	668	189	122	166	477

#### 5 - Team 5 Lane 7 HDCP=148 Avg=452

Name	Avg HDCP		Pins Gms		To Raise Avg +1	To Drop Avg -1	High Game	High Sers	HDCP Game	HDCP Sers	-1-	-2-	-3-	Total
Noreen Endow	133	67	2409	18	405	383	173	446	240	647	131	130	154	415
Scott Hamamoto	147	53	3991	27	449	418	195	510	249	672	132	144	167	443
Kenneth Morita	172	28	4648	27	542	511	239	604	271	700	126	174	180	480

#### 6 - Team 6 Lane 4 HDCP=167 Avg=433

Name	Avg HDCP		Pins Gms		To Raise Avg +1	To Drop Avg -1	High Game	High Sers	HDCP Game	HDCP Sers	-1-	-2-	-3-	Total
Don Kobayashi	112	88	3050	27	340	309	171	392	251	632	125	75	88	288
Tami Shiotani	159	41	3829	24	491	463	202	541	242	673	148	159	167	474
Priscilla Yamakawa	162	38	3419	21	493	468	211	584	254	713	a152	a152	a152	456

#### 7 - Team 7 Lane 1 HDCP=129 Avg=471

Name	Avg HDCP		Pins Gms		To Raise Avg +1	To Drop Avg -1	High Game	High Sers	HDCP Game	HDCP Sers	-1-	-2-	-3-	Total
Laurel Nakamoto	141	59	3828	27	432	401	179	478	245	676	153	150	164	467
John Kobayashi	146	54	3942	27	468	437	192	486	242	636	182	129	130	441
Gary Yamamoto	184	16	4972	27	578	547	236	608	243	629	167	200	164	531

#### 8 - Team 8 Lane 6 HDCP=168 Avg=432

Name	Avg HDCP		Pins Gms		To Raise Avg +1	To Drop Avg -1	High Game	High Sers	HDCP Game	HDCP Sers	-1-	-2-	-3-	Total
Gary Nakada	82	118	1738	21	254	229	120	296	235	641	85	73	66	224
Sandra Yamamoto	177	23	4779	27	561	530	242	606	265	687	174	163	169	506
Doug Nakada	173	27	4154	24	544	516	221	586	248	667	117	160	179	456

### Temporary Substitutes

<u>Name</u>	<u>Avg HDCP</u>		<u>Pins Gms</u>		<u>To Raise</u>	<u>To Drop</u>	<u>High</u>	<u>High</u>	<u>HDCP</u>	<u>HDCP</u>	<u>-1-</u>	<u>-2-</u>	<u>-3-</u>	<u>Total</u>
					<u>Avg +1</u>	<u>Avg -1</u>	<u>Game</u>	<u>Sers</u>	<u>Game</u>	<u>Sers</u>				
Noriko Fukunaga	155	45	933	6	471	461	167	478						0
Tom Fukunaga	129	71	389	3	391	384	140	389						0
Cookie Lelevier	161	39	968	6	490	480	173	498						0
Karen Sasaki	107	93	323	3	325	318	118	323						0

### Last Week's Top Scores

Team Scratch Game		Team Scratch Series		Team Handicap Game		Team Handicap Series	
503 Team 1		1439 Team 7		679 Team 1		1913 Team 1	
<u>Scratch Game</u>		<u>Scratch Series</u>		<u>Handicap Game</u>		<u>Handicap Series</u>	
<b>Men</b>	200 Gary Yamamoto 189 Mas Suruki 187 Stan Date 184 Dean Morikawa 182 Ken Shinbashi 182 John Kobayashi	531 Gary Yamamoto 519 Stan Date 505 Dean Morikawa 491 Ken Shinbashi 480 Kenneth Morita	237 John Kobayashi 230 Dean Morikawa 229 Gary Endow 220 Mas Suruki 220 Scott Hamamoto 219 Ken Shinbashi	643 Dean Morikawa 615 Wataru Baba 606 John Kobayashi 605 Gary Endow 603 Stan Date			
<b>Women</b>	174 Sandra Yamamoto 167 Tami Shiotani 165 Revon Mahuna 164 Laurel Nakamoto 163 Diane Date	506 Sandra Yamamoto 475 Revon Mahuna 474 Tami Shiotani 467 Laurel Nakamoto 441 Joanne Kobayashi	241 Diane Date 226 Revon Mahuna 224 Laurel Nakamoto 222 Noreen Endow 221 Kimiko Rasmussen	658 Revon Mahuna 653 Diane Date 647 Laurel Nakamoto 619 Noreen Endow 597 Tami Shiotani			

### Season High Scores

Team Scratch Series		Team Scratch Game		Team Handicap Series		Team Handicap Game	
1476 Team 5		549 Team 7		1983 Team 2		683 Team 8	
<u>Scratch Series</u>		<u>Scratch Game</u>		<u>Handicap Series</u>		<u>Handicap Game</u>	
<b>Men</b>	608 Gary Yamamoto	239 Kenneth Morita	704 Eiji Fukumoto	271 Kenneth Morita			
<b>Women</b>	606 Sandra Yamamoto	211 Priscilla Yamakawa	713 Priscilla Yamakawa	265 Sandra Yamamoto			

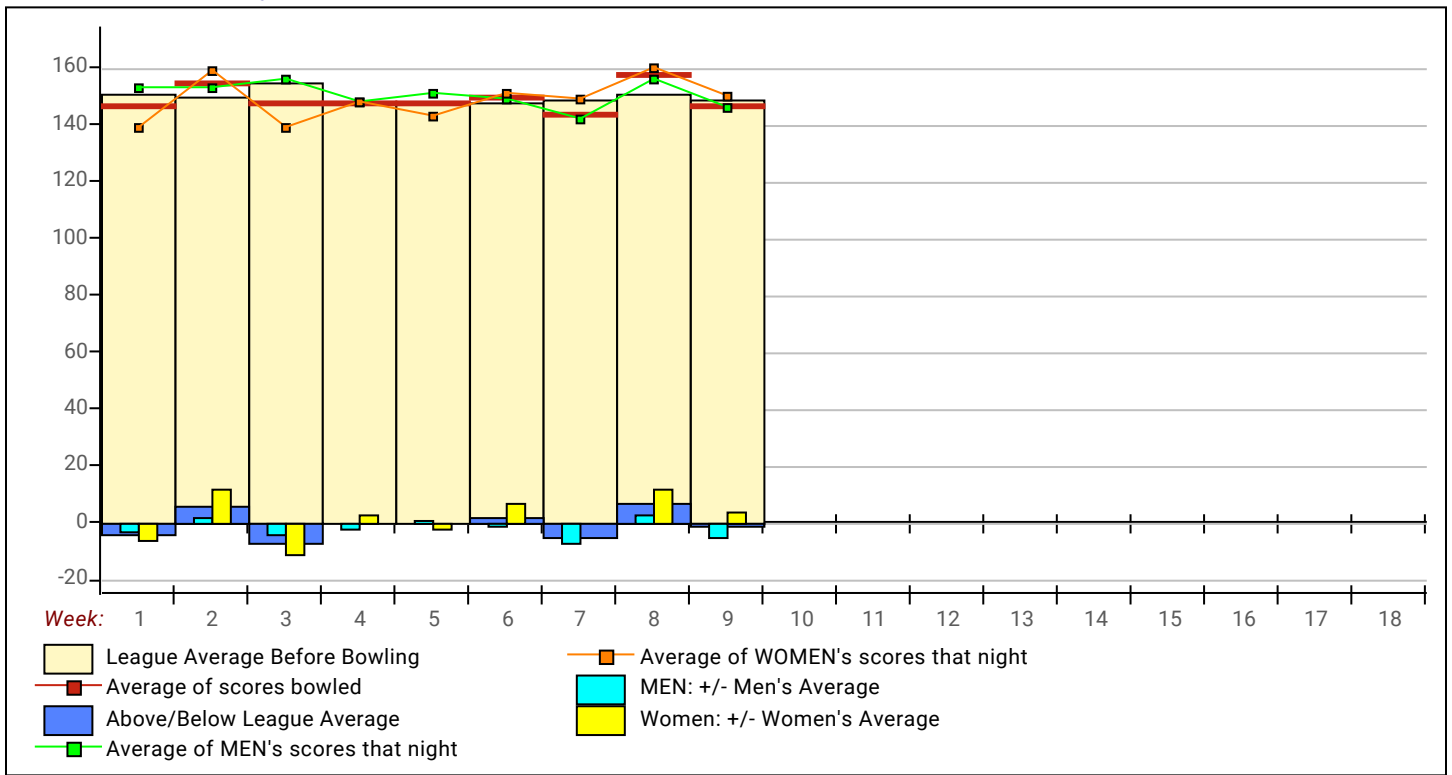
### Most Improved Average

**Men** 143 to 147.81 = +4.81 Scott Hamamoto      **Women** 154 to 162.81 = +8.81 Priscilla Yamakawa

### Individual High Averages

**Men** 184.15 Gary Yamamoto  
**Women** 177.00 Sandra Yamamoto

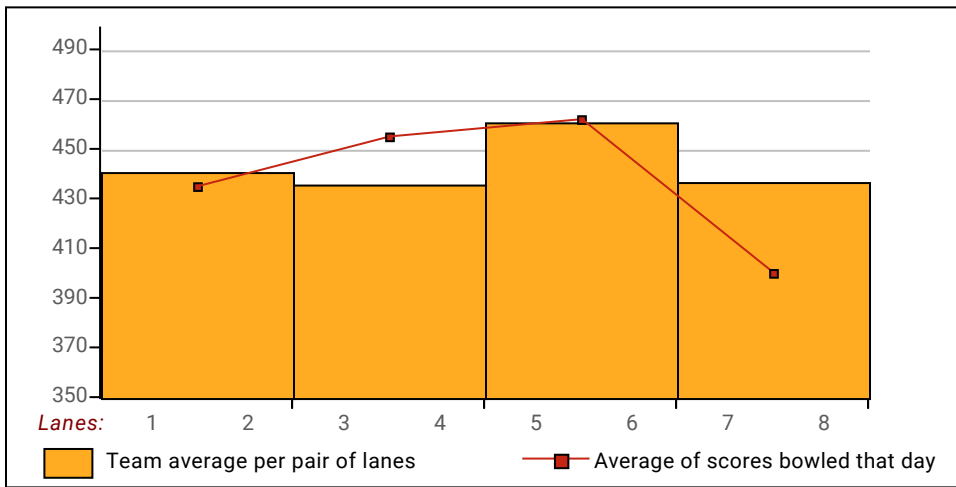
League Average Week-by-Week



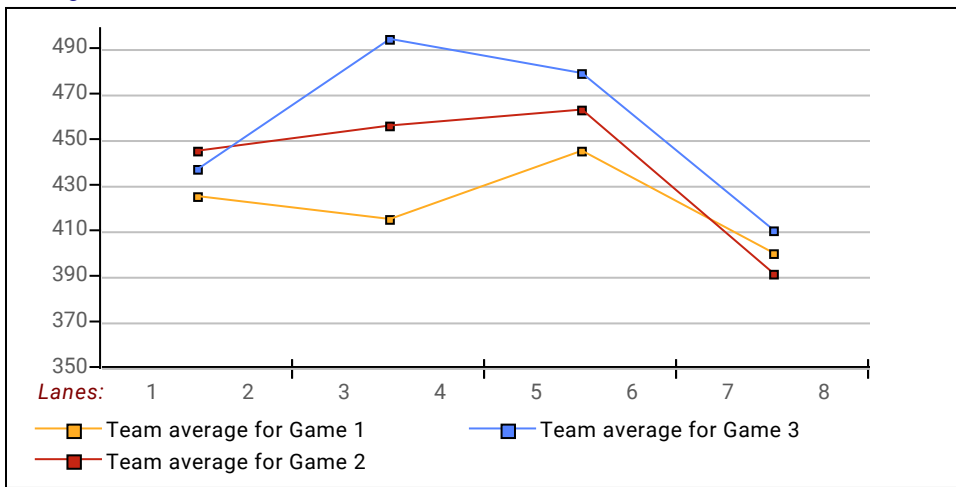
***This Week's Statistics***

	<u>Over All</u>	<u>Men</u>	<u>Women</u>
How many people bowled	22	14	8
Number of games bowled	66	42	24
Actual average of week's scores	147.35	146.05	149.63
How many games above average	30	18	12
How many games below average	34	23	11
Pins above/below average per game	-1.02	-4.31	4.75
How many people raised average	10	6	4
by this amount	0.96	0.40	1.80
How many people went down	12	8	4
by this amount	-1.08	-1.30	-0.64
League average before bowling	148.82	150.80	145.34
League average after bowling	148.66	150.23	145.92
Change in league average	-0.15	-0.57	0.58
800s	--	--	--
775s	--	--	--
750s	--	--	--
725s	--	--	--
700s	--	--	--
675s	--	--	--
650s	--	--	--
625s	--	--	--
600s	--	--	--
575s	--	--	--
550s	--	--	--
525s	1	1	--
500s	3	2	1
475s	4	3	1
450s	4	2	2
425s	4	3	1
400s	2	--	2
below 400	4	3	1
300s	--	--	--
275s	--	--	--
250s	--	--	--
225s	--	--	--
200s	1	1	--
175s	8	8	--
150s	29	13	16
125s	17	12	5
100s	5	2	3
below 100	6	6	--

**Team Average vs Avg of Scores**



**Average of Scores for Each Game**



**Amount Over/Under Team Average**

